



Club Health Assessment for District 1 A through March 2025

			Status	Membership							Reports					Finance		LCIF
Club Number	Club Name	Charter Date		Current Member Count	YTD Members Added	YTD Members Dropped	YTD Net Growth	YTD Net Growth%	Member Count 12 Months Ago	Avg. length of service for dropped members	Months Since Last MMR ***	Yrs. Since Last Officer Report	President Rotation	Vice President Reported ****	Months Since Last Activity Report ***	Account Balance	Donations for current Fiscal Year	
			Number of times on status quo within last two years	If below 15 members appears					If net loss is greater than 20% appears		If no report in 3 months appears in	When more than one year appears in	Number of repeat terms	Notes the officers that do not have an active	If no report at 12 months appears in red			
Clubs less than two years old																		
179258	Chicago Asian American	11/13/2024	Active	57	57	0	57	100.00%	0		0			N	0		\$1,000.00	
180426	Chicago Diverse Intergenerational	02/28/2025	Newly Chartered	28	28	0	28	100.00%	0		1			N	M	N/R		
155164	Chicago Healthcare Alliance	07/19/2023	Active	107	32	0	32	42.67%	82		0		2	R	SC	0	\$300.00	
Exc Award (06/30/2024)																		
157890	Chicago Metropolitan	06/05/2024	Active	18	1	7	-6	-25.00%	0	1	0				VP	1		
Clubs more than two years old																		
2	ARGO SUMMIT	10/20/1925	Active	27	2	0	2	8.00%	29		2		7		M,VP,SC	6		
3	BELLWOOD	03/12/1947	Active	33	3	0	3	10.00%	29		0			N		0	\$1,000.00	
129621	Berwyn Centennial	12/16/2016	Active	16	4	0	4	33.33%	14		4		2	N	M,SC	22		
30755	BRIDGEVIEW	05/06/1975	Active	16	3	1	2	14.29%	15	30	2			N	SC	5		
Exc Award (06/30/2022, 06/30/2023)																		
6	BROOKFIELD LA GRANGE PARK	03/23/1948	Active	11	1	3	-2	-15.38%	13	10	0		None		P,M,VP,SC	5		
86	BURBANK	08/23/1955	Active	16	0	0	0	0.00%	16		13		5		VP,SC	5		
Exc Award (06/30/2018, 06/30/2022)																		
7	CALUMET CITY	10/16/1939	Active	47	0	3	-3	-6.00%	52	40	1		2	N	M,SC	5	\$2,335.00	
Exc Award (06/30/2023)																		
107696	CHICAGO AFRICAN	03/03/2010	Active(1)	5	0	0	0	0.00%	5		14		13		VP,SC	24+		
135017	Chicago Argentine American	06/27/2018	Active(2)	4	0	0	0	0.00%	4		16		5	R	M,SC	24+	90+ Days	
9	CHICAGO ARIRANG	07/31/1973	Active	11	3	11	-8	-42.11%	19	10	1				M,VP,SC	N/R		
12	CHICAGO AZTECA	07/12/1966	Active(2)	17	0	0	0	0.00%	17		20	1	None		P,S,T,M,VP SC	24+	90+ Days	
33626	CHICAGO BAYANIHAN-SAMPAGUITA	04/26/1977	Active	23	11	21	-10	-30.30%	16	4	0				S,T,VP,SC	1		
Exc Award (06/30/2021, 06/30/2024)																		
40	CHICAGO BEVERLY RIDGE	12/24/1958	Active	24	0	1	-1	-4.00%	27	49	3			N	M,SC	5		
58320	CHICAGO BRONZEVILLE	05/17/1996	Cancelled(6*)	0	0	4	-4	-100.00%	5	19	3	1	None		P,S,T,M,VP SC	24+		



Club Health Assessment for District 1 A through March 2025

			Status	Membership							Reports					Finance		LCIF
Club Number	Club Name	Charter Date		Current Member Count	YTD Members Added	YTD Members Dropped	YTD Net Growth	YTD Net Growth%	Member Count 12 Months Ago	Avg. length of service for dropped members	Months Since Last MMR ***	Yrs. Since Last Officer Report	President Rotation	Vice President Reported ****	Months Since Last Activity Report ***	Account Balance	Donations for current Fiscal Year	
			Number of times on status quo within last two years	If below 15 members appears					If net loss is greater than 20% appears		If no report in 3 months appears in	When more than one year appears in	Number of repeat terms	Notes the officers that do not have an active	If no report at 12 months appears in red			
133466	Chicago Centennial	12/20/2017	Active	4	0	0	0	0.00%	4		8		7	R	M,SC	N/R	90+ Days	
13	CHICAGO CENTRAL	08/02/1917	Active	34	2	3	-1	-2.86%	35	2	5		2	R	S,SC	22		
14	CHICAGO CHATHAM	08/29/1929	Active(1)	3	0	1	-1	-25.00%	4	44	5		23	R	SC	12		
130882	Chicago Eagles Wings	05/08/2017	Cancelled(8*)	0	0	26	-26	-100.00%	26	22	2	1	None		P,S,T,M,VP SC	24+	90+ Days	
17	CHICAGO EAST SIDE	08/30/1948	Active	18	0	0	0	0.00%	18		11		12	R	M,SC	8		
48243	CHICAGO ECUADOREAN	03/09/1988	Active(1)	14	0	0	0	0.00%	14		12		2		M,VP,SC	4		
20	CHICAGO ENGLEWOOD	10/12/1934	Active	13	3	0	3	30.00%	10		0		3	R	P,VP,SC	5		
84071	CHICAGO FIL USA	08/27/2004	Active	44	5	3	2	4.76%	43	7	2		2	N		0		\$1,000.00
Exc Award (06/30/2018, 06/30/2022)																		
84539	CHICAGO FILIPINO AMERICAN	12/16/2004	Active	74	10	12	-2	-2.63%	117	2	1			N		1		\$150.00
Exc Award (06/30/2017, 06/30/2022)																		
145973	Chicago Global	04/27/2021	Active	72	25	2	23	46.94%	76	5	0				M,VP,SC	2		\$1,400.00
Exc Award (06/30/2022)																		
22	CHICAGO HEGEWISCH	01/26/1962	Active	16	0	2	-2	-11.11%	19	25	1		5	R	P,M,VP,SC	21		
52	CHICAGO HEIGHTS	01/15/1948	Active	30	0	0	0	0.00%	30		7			N		1		
102624	CHICAGO INDO US	06/25/2008	Active	15	0	0	0	0.00%	15		11		2	N		5		\$101.00
Exc Award (06/30/2018, 06/30/2023)																		
119176	CHICAGO JOSE RIZAL	05/09/2013	Active(1)	21	7	2	5	31.25%	15	4	1				M,VP,SC	4		
Exc Award (06/30/2022)																		
82696	CHICAGO LIERI	06/18/2004	Active(1)	10	0	0	0	0.00%	10		14		5		M,VP,SC	6		
30	CHICAGO LOGAN SQUARE	11/14/1923	Active	13	1	2	-1	-7.14%	14	21	1			N	M,SC	0		\$850.00
131583	Chicago Mabuhay Centennial	06/23/2017	Active	33	0	0	0	0.00%	36		9		6		M,VP,SC	4		
Exc Award (06/30/2018, 06/30/2022)																		
43308	CHICAGO MAHARLIKA	01/13/1984	Active	16	0	1	-1	-5.88%	17	1	3		2	R		4		
Exc Award (06/30/2022)																		
35	CHICAGO MOUNT GREENWOOD	07/10/1939	Active	6	0	0	0	0.00%	7		9		6	R	M,SC	3		



Club Health Assessment for District 1 A through March 2025

			Status	Membership							Reports					Finance		LCIF
Club Number	Club Name	Charter Date		Current Member Count	YTD Members Added	YTD Members Dropped	YTD Net Growth	YTD Net Growth%	Member Count 12 Months Ago	Avg. length of service for dropped members	Months Since Last MMR ***	Yrs. Since Last Officer Report	President Rotation	Vice President Reported ****	Months Since Last Activity Report ***	Account Balance	Donations for current Fiscal Year	
			Number of times on status quo within last two years	If below 15 members appears				If net loss is greater than 20% appears			If no report in 3 months appears in	When more than one year appears in	Number of repeat terms	Notes the officers that do not have an active	If no report at 12 months appears in red			
38	CHICAGO NORTHWEST	10/09/1923	Active	9	0	0	0	0.00%	9		10		5	VP,SC	6			
142958	Chicago Nurses for Diabetes	10/20/2020	Active	75	27	14	13	20.97%	80	1	1		2	R S,SC	0			
Exc Award (06/30/2023, 06/30/2024)																		
130802	Chicago One World Centennial	04/25/2017	Active(2)	14	0	0	0	0.00%	14		1		None	P,S,T,M,VP SC	4			
Exc Award (06/30/2022)																		
30919	CHICAGO PHILIPPINE	06/19/1975	Active	32	0	3	-3	-8.57%	35	22	5			VP,SC	5			
Exc Award (06/30/2022)																		
38246	CHICAGO PUERTO RICO	04/07/1980	Active	15	0	0	0	0.00%	15		9		2	M,VP,SC	24+			
125924	Chicago Ridge	10/13/2015	Active	55	8	1	7	14.58%	49	2	0			VP,SC	2		\$550.00	
Exc Award (06/30/2021, 06/30/2022, 06/30/2023)																		
65307	CHICAGO ROGERS PARK	05/02/2002	Active(1)	24	0	1	-1	-4.00%	27	22	4		2	R SC	20			
Exc Award (06/30/2022)																		
57713	CHICAGO THAI MID WEST	01/03/1996	Active(1)	17	1	1	0	0.00%	17	4	8		12	VP,SC	5			
Exc Award (06/30/2022)																		
49	CHICAGO UPTOWN	03/17/1921	P- Active(1)	11	0	0	0	0.00%	11		21		2	R M,SC	3			
103704	CHICAGO WINDY CITY	09/25/2008	Active	51	6	3	3	6.25%	57	6	1			N	0		\$4,545.00	
Exc Award (06/30/2016, 06/30/2020, 06/30/2023)																		
105501	FLOSSMOOR ROSHNI	05/18/2009	Active	3	0	0	0	0.00%	3		57		15	S,M,VP,SC	24+			
53498	FRANKLIN PARK MANILA	07/01/1992	Active	14	3	0	3	27.27%	11		5		2	R M	4			
Exc Award (06/30/2018)																		
57	GLENWOOD	03/16/1966	Active	19	3	1	2	11.76%	17	15	3			N M,SC	0		\$50.00	
Exc Award (06/30/2022)																		
134670	Harvey Centennial	05/11/2018	Active(2)	12	0	0	0	0.00%	12		12		8	S,M,VP	24+	90+ Days		
137694	Justice	04/05/2019	Active	23	0	0	0	0.00%	18		9			N SC	5			
149150	KOPE Cyber Lions of District 1-A	12/29/2021	Active(1)	14	0	0	0	0.00%	25		9		2	M,VP,SC	10	90+ Days		
64	LA GRANGE HIGHLANDS	04/25/1961	Active	18	3	1	2	12.50%	25	5	0		4	R P,M,SC	13			
Exc Award (06/30/2018, 06/30/2022)																		
65	LANSING	06/25/1937	Active	30	0	0	0	0.00%	31		11			N M,SC	22			




Club Health Assessment for District 1 A through March 2025

			Status	Membership							Reports					Finance		LCIF
Club Number	Club Name	Charter Date		Current Member Count	YTD Members Added	YTD Members Dropped	YTD Net Growth	YTD Net Growth%	Member Count 12 Months Ago	Avg. length of service for dropped members	Months Since Last MMR ***	Yrs. Since Last Officer Report	President Rotation	Vice President Reported ****	Months Since Last Activity Report ***	Account Balance	Donations for current Fiscal Year	
			Number of times on status quo within last two years	If below 15 members appears				If net loss is greater than 20% appears			If no report in 3 months appears in	When more than one year appears in	Number of repeat terms	Notes the officers that do not have an active	If no report at 12 months red			
127483	Lincolnwood	05/06/2016	Active(1)	18	0	0	0	0.00%	18		18	1	None	P,S,T,M,VP SC	24+	90+ Days		
74	OAK LAWN	03/22/1939	Active	38	5	1	4	11.76%	36	7	3		N		5		\$225.00	
	Exc Award (06/30/2018, 06/30/2021, 06/30/2023)																	
75	OAK PARK-RIVER FOREST	08/01/1920	Active(2)	7	0	0	0	0.00%	7		11		3	R	T,M,SC	12		
76	ORLAND PARK	03/12/1964	Active	37	1	4	-3	-7.50%	42	8	8		N		4		\$75.00	
	Exc Award (06/30/2017, 06/30/2018)																	
77	PALOS	10/03/1949	Active	66	12	8	4	6.45%	61	22	3		N	M,SC	3		\$1,000.00	
	Exc Award (06/30/2018, 06/30/2023)																	
81	RIVER GROVE	08/29/1949	Active	91	3	6	-3	-3.19%	97	3	3		2	N	SC	5		
	Exc Award (06/30/2022)																	
82	RIVERSIDE TOWNSHIP	04/15/1948	Active(1)	34	5	2	3	9.68%	29	1	1		2	R	M,SC	22		
59955	SCHILLER PARK	09/05/1997	Active	2	0	0	0	0.00%	2		18		3		P,M,VP,SC	5		
85	SOUTH HOLLAND	08/22/1946	Active	24	0	0	0	0.00%	25		6		N	M,SC	24+		\$85.00	
87	STICKNEY FOREST VIEW	08/27/1952	Active	51	0	2	-2	-3.77%	52	23	0		IP		0		\$5,300.00	
	Exc Award (06/30/2016, 06/30/2017, 06/30/2020)																	
88	THE FOREST KALA SAMPATH	06/07/1928	Active	32	20	0	20	166.67%	12		0		11	N		0	\$1,722.50	
	Exc Award (06/30/2023)																	
89	THORNTON	09/23/1950	Active	25	0	2	-2	-7.41%	27	16	4		N		4			
90	TINLEY PARK	10/12/1949	Active	23	1	1	0	0.00%	23	24	0		IP	SC	0		\$2,000.00	
91	WESTCHESTER	02/16/1965	Active	12	0	0	0	0.00%	12		11		4	R		0	\$919.10	
	Exc Award (06/30/2023)																	
92	WILLOW SPRINGS	04/27/1954	Active	46	4	3	1	2.22%	46	16	0			VP,SC	1		\$9,025.00	
	Exc Award (06/30/2017, 06/30/2018, 06/30/2020)																	
143691	Willow Springs Lioness	12/04/2020	Active	24	1	1	0	0.00%	23	4	0		5	N	M	3		
93	WORTH	10/28/1953	Active	36	0	2	-2	-5.26%	38	38	2		N	VP,SC	5			
	Exc Award (06/30/2022)																	



Club Health Assessment for District 1 A through March 2025

				Status	Membership							Reports				Finance	LCIF
Club Number	Club Name	Charter Date		Current Member Count	YTD Members Added	YTD Members Dropped	YTD Net Growth	YTD Net Growth%	Member Count 12 Months Ago	Avg. length of service for dropped members	Months Since Last MMR ***	Yrs. Since Last Officer Report	President Rotation	Vice President Reported ****	Months Since Last Activity Report ***	Account Balance	Donations for current Fiscal Year
			Number of times on status quo within last two years	If below 15 members appears				If net loss is greater than 20% appears			If no report in 3 months appears in	When more than one year appears in	Number of repeat terms	Notes the officers that do not have an active	If no report at 12 months appears in red		

Clubs Cancelled Previous Fiscal Year – Clubs Cancelled within last 12 months may be reinstated

Club Number	Club Name	Charter Date	Current Status*	Cancellation Date
150774	Bedford Park Love-Smiles	05/13/2022	Cancelled(8*)	01/29/2024
53482	CHICAGO MEXICA	07/01/1992	Cancelled(8*)	12/29/2023
33	CHICAGO MONTCLARE ELMWOOD PARK	03/31/1947	Cancelled(8*)	06/29/2024
105920	COOK COUNTY	06/22/2009	Cancelled(8*)	12/29/2023

Current Total Clubs Count	YTD New Clubs Count	YTD Cancelled Clubs Count	YTD Net Club Gain	Current Total Members Count	YTD Add	YTD Drop	YTD Net Growth	YTD Net Growth %	Member Count 12 Months Ago	Average Member Count Per Club	% of Clubs with less than 20 members	% No MMR in 3 Months	% No Officer Report in 12 Months	% of Clubs with balance 90+ days	Number of Clubs in Status Quo	% Status Quo Clubs in Financial Suspension	Number of Cancelled Clubs	Average Cancelled Club Age	Members Lost Due to Cancellation	% of Clubs Cancelled for Non-Financial Reasons
70	2	2	0	1,898	301	162	139	7.90%	1,859	27	50%	57%	3%	9%	0	0%	2	81	30	-150%

* - P - Priority Club. Cancellation Reasons: 1-Objectives/conduct, 2-Non-active club, 5-Non-existing club, 6-Disbanding, 7-Merger, 8-Financial Suspension, 9-District/Multiple District Dues.

** - Abbreviation: P-President, S-Secretary, T-Treasurer, M-Member Chairperson, VP-First Vice President, MC-Communications Chairperson, SC-Service Chairperson

*** - Abbreviation: N/R - Never reported using the Lions Clubs website, N/A - Not applicable, No password registered for the Lions Clubs website.

**** - Abbreviation: N - New, IP - Immediate Past, R - Repeat.



Club Health Assessment for District 1 BK through March 2025

			Status	Membership							Reports					Finance		LCIF
Club Number	Club Name	Charter Date		Current Member Count	YTD Members Added	YTD Members Dropped	YTD Net Growth	YTD Net Growth%	Member Count 12 Months Ago	Avg. length of service for dropped members	Months Since Last MMR ***	Yrs. Since Last Officer Report	President Rotation	Vice President Reported ****	Months Since Last Activity Report ***	Account Balance	Donations for current Fiscal Year	
			Number of times on status quo within last two years	If below 15 members appears					If net loss is greater than 20% appears			If no report in 3 months appears in	When more than one year appears in	Number of repeat terms	Notes the officers that do not have an active	If no report at 12 months appears in red		
Clubs more than two years old																		
96	ASHKUM	05/11/1965	Active	35	0	3	-3	-7.89%	39	18	1				M,VP,SC	24+	\$100.00	
40403	BEECHER	10/26/1981	Active	26	4	0	4	18.18%	22		5		3		M,VP,SC	0		
Exc Award (06/30/2018)																		
577	BELLFLOWER	06/27/1958	Active	23	0	0	0	0.00%	23		9		3		P,M,VP,SC	12		
98	BOLINGBROOK	11/03/1966	Active	65	3	3	0	0.00%	72	20	0			N		1	\$500.00	
Exc Award (06/30/2018, 06/30/2022)																		
99	BONFIELD	06/28/1967	Active	26	1	0	1	4.00%	24		8		2	R	M,VP,SC	1		
100	BRADLEY	09/10/1946	Active	30	3	2	1	3.45%	29	41	0			N	M,SC	0	\$200.00	
101	BRAIDWOOD	02/24/1969	Active	25	0	1	-1	-3.85%	26	8	3		2	R	SC	0	\$20.00	
102	BUCKLEY	10/18/1955	Active	23	0	2	-2	-8.00%	23	8	5		None	N	P,M,SC	0	\$200.00	
103	CHANNAHON	01/22/1969	Active	14	4	0	4	40.00%	10		0		3	N	SC	3		
Exc Award (06/30/2016)																		
104	CHEBANSE	05/20/1955	Active	17	1	0	1	6.25%	22		1		14	N	M,VP,SC	14		
583	COAL CITY	01/13/1949	Active	19	6	5	1	5.56%	18	6	2		5		P,T,M,VP,SC	6		
584	CORNELL	05/05/1972	Active	30	2	0	2	7.14%	29		4		9	R	T,M,VP,SC	24+		
106	CREST HILL	09/27/1962	Active	28	3	0	3	12.00%	26		0			R	SC	24+	\$1,000.00	
107	CRETE	12/07/1939	Active	46	11	5	6	15.00%	39	23	1		2		M,VP,SC	0	\$2,000.00	
Exc Award (06/30/2021)																		
585	DANVERS	04/10/1958	Active	47	0	1	-1	-2.08%	51	44	5		2	R	P,M	22	\$1,576.00	
586	DWIGHT	12/23/1947	Active(1)	32	0	0	0	0.00%	32		8				M,VP,SC	24+	90+ Days	
587	EARLVILLE	09/27/1955	Active	35	1	1	0	0.00%	33	3	0			N	M,SC	9		
588	FAIRBURY	10/10/1956	Active	18	1	1	0	0.00%	18	39	0			N		24+	\$2,000.00	
589	FLANAGAN	03/04/1960	Active	12	0	0	0	0.00%	13		9		7		T,M,VP,SC	15		
111	FRANKFORT	12/28/1940	Active	72	3	6	-3	-4.00%	73	19	0			N	M,SC	0	\$4,000.00	
Exc Award (06/30/2018, 06/30/2019, 06/30/20																		



Club Health Assessment for District 1 BK through March 2025

			Status	Membership							Reports					Finance	LCIF
Club Number	Club Name	Charter Date		Current Member Count	YTD Members Added	YTD Members Dropped	YTD Net Growth	YTD Net Growth%	Member Count 12 Months Ago	Avg. length of service for dropped members	Months Since Last MMR ***	Yrs. Since Last Officer Report	President Rotation	Vice President Reported ****	Months Since Last Activity Report ***	Account Balance	Donations for current Fiscal Year
			Number of times on status quo within last two years	If below 15 members appears				If net loss is greater than 20% appears			If no report in 3 months appears in	When more than one year appears in	Number of repeat terms		Notes the officers that do not have an active	If no report at 12 months red	
591	GARDNER	11/09/1948	Active	10	2	0	2	25.00%	8		7		3		M,VP,SC	24+	
592	GIBSON CITY	04/12/1922	Active	47	3	1	2	4.44%	52	8	2				P,M,VP,SC	7	
115	HERSCHER	04/29/1965	Active	27	3	2	1	3.85%	26	54	0		6	R	M,SC	0	
594	HUDSON	04/13/1964	Active	19	1	2	-1	-5.00%	20	3	3		2		M,VP,SC	24+	
Exc Award (06/30/2017, 06/30/2018)																	
117	JOLIET NOON	01/19/1921	Active	34	4	2	2	6.25%	32	21	0				VP,SC	0	\$100.00
Exc Award (06/30/2024)																	
30089	LA MOILLE	01/09/1975	Active	30	0	0	0	0.00%	33		2				S,T,M,VP,SC	N/R	
597	LELAND	10/23/1956	Active	14	0	1	-1	-6.67%	15	18	8				VP,SC	24+	\$25.00
120	LEMONT	06/07/1962	Active	106	11	0	11	11.58%	100		0		2	N		0	\$2,180.00
Exc Award (06/30/2016, 06/30/2018, 06/30/2020)																	
122	LOCKPORT	04/27/1939	Active	26	0	1	-1	-3.70%	27	44	6		None	N	P,T,M,SC	N/R	
598	LONG POINT	04/12/1966	Active	9	0	0	0	0.00%	9		26				P,S,M,VP,SC	N/R	
41441	MALDEN	06/21/1982	Active	27	2	0	2	8.00%	25		6				M,VP,SC	1	
Exc Award (06/30/2023)																	
599	MARSEILLES	01/31/1956	Active	103	12	3	9	9.57%	94	33	0				M,VP,SC	20	
Exc Award (06/30/2016)																	
125	MARTINTON	10/23/1957	Active	13	0	0	0	0.00%	13		26		9		S,M,VP,SC	N/R	
601	MENDOTA	11/15/1938	Active	52	3	3	0	0.00%	52	2	4	1	None		P,S,T,M,VP SC	24+	
126	MILFORD	12/04/1951	Active(1)	10	1	0	1	11.11%	9		0		10	R	P,T,M,VP,SC	24+	
602	MINOOKA	11/30/1955	Active	98	3	4	-1	-1.01%	100	10	2			N	M,SC	7	\$1,225.00
127	MOKENA	11/05/1952	Active	44	2	10	-8	-15.38%	52	16	0				M,VP,SC	7	
Exc Award (06/30/2016)																	
128	MOMENCE	04/30/1945	Active	12	0	1	-1	-7.69%	13	41	2	1	None		P,S,T,M,VP SC	24+	
603	MORRIS	03/31/1938	Active	37	1	1	0	0.00%	39	10	2			N	M,VP,SC	0	\$1,200.00
Exc Award (06/30/2016, 06/30/2018)																	
129	NEW LENOX	08/25/1948	Active	31	1	2	-1	-3.13%	32	6	1				M,VP,SC	1	\$1,040.00



Club Health Assessment for District 1 BK through March 2025

			Status	Membership							Reports					Finance		LCIF
Club Number	Club Name	Charter Date		Current Member Count	YTD Members Added	YTD Members Dropped	YTD Net Growth	YTD Net Growth%	Member Count 12 Months Ago	Avg. length of service for dropped members	Months Since Last MMR ***	Yrs. Since Last Officer Report	President Rotation	Vice President Reported ****	Months Since Last Activity Report ***	Account Balance	Donations for current Fiscal Year	
			Number of times on status quo within last two years	If below 15 members appears				If net loss is greater than 20% appears			If no report in 3 months appears in	When more than one year appears in	Number of repeat terms	Notes the officers that do not have an active	If no report at 12 months appears in red			
604	NORMAL	06/22/1965	Active	19	0	0	0	0.00%	21		0		2	N	M,SC	1	\$100.00	
Exc Award (06/30/2020)																		
130	ONARGA	02/12/1931	Active	28	1	3	-2	-6.67%	30	7	0			N	SC	1		
Exc Award (06/30/2023, 06/30/2024)																		
606	OSWEGO	01/13/1948	Active	9	0	0	0	0.00%	9		10		5		M,VP,SC	24+		
Exc Award (06/30/2018)																		
607	OTTAWA	09/25/1936	Active	19	1	6	-5	-20.83%	25	16	0		7		S,M,VP,SC	24+		
Exc Award (06/30/2016)																		
132	PLAINFIELD	11/22/1948	Active	92	9	12	-3	-3.16%	94	4	0			N	M,SC	23		
613	PRINCETON	10/14/1925	Active	18	0	2	-2	-10.00%	17	2	8			N	T,SC	11		
Exc Award (06/30/2016)																		
108163	ROCKDALE	04/20/2010	Active	3	0	0	0	0.00%	3		48		9		M,VP,SC	24+	90+ Days	
617	SERENA	02/06/1964	Active	31	3	3	0	0.00%	30	6	1			N	VP,SC	3		
Exc Award (06/30/2016)																		
618	SHEFFIELD	09/24/1951	Active	16	0	2	-2	-11.11%	18	27	0		5	R	SC	3		
135	SHOREWOOD	10/23/1963	Active(1)	13	0	3	-3	-18.75%	16	13	2		7	R	VP,SC	2		
621	SPRING VALLEY	07/13/1938	Active	8	0	0	0	0.00%	8		15		4	N	M,SC	13		
623	STREATOR	02/05/1953	Active	29	8	0	8	38.10%	21		0		None	N	P,T,M,SC	24+		
62004	STREATOR HARDCRABBLE	05/27/1999	Active	16	2	0	2	14.29%	16		4			N		0		
Exc Award (06/30/2020, 06/30/2021)																		
29988	TOWANDA	12/10/1974	Active	20	0	0	0	0.00%	20		9				M,VP,SC	24+		90+ Days
625	WASHBURN	06/03/1931	Active	14	0	0	0	0.00%	14		15	1	None		P,S,T,M,VP SC	24+		
137	WATSEKA	03/07/1938	Active	22	0	0	0	0.00%	22		17				S,T,M,VP,SC	24+		
138	WELLINGTON	06/20/1967	Active(1)	4	0	0	0	0.00%	4		4		7		M,VP,SC	N/R		
139	WILMINGTON	07/28/1953	Active	13	5	4	1	8.33%	12	12	1				T,M,VP,SC	24+		
626	YORKVILLE	01/16/1939	Active	18	1	0	1	5.88%	18		3		2		M,VP,SC	3	\$100.00	
																	\$50.00	



Club Health Assessment for District 1 BK through March 2025

				Status		Membership								Reports				Finance		LCIF
Club Number	Club Name	Charter Date	Current Member Count			YTD Members Added	YTD Members Dropped	YTD Net Growth	YTD Net Growth%	Member Count 12 Months Ago	Avg. length of service for dropped members	Months Since Last MMR ***	Yrs. Since Last Officer Report	President Rotation	Vice President Reported ****	Months Since Last Activity Report ***	Account Balance	Donations for current Fiscal Year		
				Number of times on status quo within last two years	If below 15 members appears			If net loss is greater than 20% appears			If no report in 3 months appears in		When more than one year appears in	Number of repeat terms	Notes the officers that do not have an active	If no report at 12 months appears in red				
Current Total Clubs Count	YTD New Clubs Count	YTD Cancelled Clubs Count	YTD Net Club Gain	Current Total Members Count	YTD Add	YTD Drop	YTD Net Growth	YTD Net Growth %	Member Count 12 Months Ago	Average Member Count Per Club	% of Clubs with less than 20 members	% No MMR in 3 Months	% No Officer Report in 12 Months	% of Clubs with balance 90+ days	Number of Clubs in Status Quo	% Status Quo Clubs in Financial Suspension	Number of Cancelled Clubs	Average Cancelled Club Age	Members Lost Due to Cancellation	% of Clubs Cancelled for Non-Financial Reasons
59	0	0	0	1,764	122	98	24	1.38%	1,771	30	42%	46%	5%	5%	0	0%	0	0	0	0%

* - P - Priority Club. Cancellation Reasons: 1-Objectives/conduct, 2-Non-active club, 5-Non-existing club, 6-Disbanding, 7-Merger, 8-Financial Suspension, 9-District/Multiple District Dues.

** - Abbreviation: P-President, S-Secretary, T-Treasurer, M-Member Chairperson, VP-First Vice President, MC-Communications Chairperson, SC-Service Chairperson

*** - Abbreviation: N/R - Never reported using the Lions Clubs website, N/A - Not applicable, No password registered for the Lions Clubs website.

**** - Abbreviation: N - New, IP - Immediate Past, R - Repeat.



Club Health Assessment for District 1 CN through March 2025

			Status	Membership							Reports					Finance		LCIF
Club Number	Club Name	Charter Date		Current Member Count	YTD Members Added	YTD Members Dropped	YTD Net Growth	YTD Net Growth%	Member Count 12 Months Ago	Avg. length of service for dropped members	Months Since Last MMR ***	Yrs. Since Last Officer Report	President Rotation	Vice President Reported ****	Months Since Last Activity Report ***	Account Balance	Donations for current Fiscal Year	
			Number of times on status quo within last two years	If below 15 members appears				If net loss is greater than 20% appears			If no report in 3 months appears in	When more than one year appears in	Number of repeat terms	Notes the officers that do not have an active	If no report at 12 months red			
Clubs more than two years old																		
146	BREESE	09/17/1936	Active	41	0	2	-2	-4.65%	43	16	4		2	R	M,SC	16		
149	CARLYLE	08/21/1936	Active	26	0	2	-2	-7.14%	28	27	7		None	N	P,M,SC	13		
150	CARMI	05/28/1952	Active	27	3	7	-4	-12.90%	31	7	0			N	T,M,VP,SC	18	\$500.00	
156	CENTRAL CITY CENTRALIA	10/06/1965	Active	34	2	10	-8	-19.05%	39	15	2			N	P,M,VP	19		
134387	Central City Lioness	04/13/2018	Active	36	3	5	-2	-5.26%	39	3	1			N		1		
162	COLLINSVILLE	02/20/1923	Active	21	1	0	1	5.00%	21		1			N	M	24+	\$120.00	
42507	COLLINSVILLE MARYVILLE EVENING	04/15/1983	Active	33	1	5	-4	-10.81%	37	15	0			N		0	\$990.00	
163	COLUMBIA	07/17/1952	Active	21	0	0	0	0.00%	22		11		17		VP	17		
144733	Columbia 21st Century	12/30/2020	Active	26	2	1	1	4.00%	31	3	2				M,VP	0		
102544	DUPO EAST CARONDELET	06/23/2008	Active	12	0	0	0	0.00%	12		13		3		T,VP	24+	90+ Days	
102555	EAST SAINT LOUIS	06/26/2008	Active(1)	6	0	1	-1	-14.29%	7	17	2			N	M	12		
173	FAIRFIELD	12/12/1938	Active	15	0	0	0	0.00%	15		12		4		T,M,VP	15		
177	GRAYVILLE	08/22/1938	Cancelled(6*)	0	0	20	-20	-100.00%	20	18	3		None		P,S,T,M,VP SC	24+	90+ Days	
187	LEBANON	07/21/1950	Active	21	1	1	0	0.00%	21	4	0			N	SC	0	\$720.00	
Exc Award (06/30/2018)																		
192	MASCOUTAH	02/23/1952	Active	33	11	3	8	32.00%	23	37	0				P,VP	24+		
38541	MASCOUTAH NOON	06/09/1980	Active	45	0	0	0	0.00%	45		12		2		VP	24+		
195	MOUNT CARMEL	07/30/1952	Active	22	0	2	-2	-8.33%	24	31	2		2		T,M,VP	15		
196	MOUNT VERNON	01/14/1924	Active	23	2	0	2	9.52%	22		1			N	S	24+	\$60.00	
198	NASHVILLE	05/31/1938	Active	85	1	3	-2	-2.30%	89	7	1				P,VP,SC	7		
200	NEW BADEN	11/22/1951	Active	17	0	1	-1	-5.56%	18	23	4				T,M,VP	12	\$235.00	
201	NOBLE	05/04/1938	Active	21	1	0	1	5.00%	21		2		2		P,M,VP,SC	1	\$2,050.00	
30312	O'FALLON/FAIRVIEW HEIGHTS	03/06/1975	Active	21	1	0	1	5.00%	20		8		6	R	M	11		
203	OKAWVILLE	09/04/1930	Active	60	4	1	3	5.26%	56	18	0			N		0		



Club Health Assessment for District 1 CN through March 2025

			Status		Membership						Reports					Finance		LCIF		
Club Number	Club Name	Charter Date			Current Member Count	YTD Members Added	YTD Members Dropped	YTD Net Growth	YTD Net Growth%	Member Count 12 Months Ago	Avg. length of service for dropped members	Months Since Last MMR ***	Yrs. Since Last Officer Report	President Rotation	Vice President Reported ****	Months Since Last Activity Report ***	Account Balance	Donations for current Fiscal Year		
			Number of times on status quo within last two years		If below 15 members appears				If net loss is greater than 20% appears			If no report in 3 months appears in	When more than one year appears in	Number of repeat terms	Notes the officers that do not have an active	If no report at 12 months appears in red				
211	SALEM	02/19/1936	Active		59	1	0	1	1.72%	58		0			T,M,VP	24+	90+ Days			
33809	SMITHTON	05/18/1977	Active		2	0	0	0	0.00%	2		1		3	VP	3		\$10.00		
210	ST JACOB	10/26/1965	Active		123	6	2	4	3.36%	116	6	0			N	VP	24+			
218	SUMMERFIELD	06/27/1966	Active		2	0	3	-3	-60.00%	11	14	0		None	P,M,VP,SC	24+				
33810	SWANSEA-BELLEVILLE MIDTOWN	05/11/1977	Active		5	0	0	0	0.00%	5		13			S,M,VP	24+		\$2,000.00		
222	TROY	06/24/1938	Active		17	0	1	-1	-5.56%	18	41	3		2	M,VP	13				
35512	VALMEYER	05/08/1978	Active		29	0	1	-1	-3.33%	30	37	2		3	T,VP	9				
223	WATERLOO	12/20/1951	Active		55	13	3	10	22.22%	53	24	0			N	M	0	\$11,555.00		
Current Total Clubs Count	YTD New Clubs Count	YTD Cancelled Clubs Count	YTD Net Club Gain	Current Total Members Count	YTD Add	YTD Drop	YTD Net Growth	YTD Net Growth %	Member Count 12 Months Ago	Average Member Count Per Club	% of Clubs with less than 20 members	% No MMR in 3 Months	% No Officer Report in 12 Months	% of Clubs with balance 90+ days	Number of Clubs in Status Quo	% Status Quo Clubs in Financial Suspension	Number of Cancelled Clubs	Average Cancelled Club Age	Members Lost Due to Cancellation	% of Clubs Cancelled for Non-Financial Reasons
30	0	1	-1	938	53	74	-21	-2.19%	977	31	27%	33%	0%	7%	0	0%	1	86	20	100%

* - P - Priority Club. Cancellation Reasons: 1-Objectives/conduct, 2-Non-active club, 5-Non-existing club, 6-Disbanding, 7-Merger, 8-Financial Suspension, 9-District/Multiple District Dues.


** - Abbreviation: P-President, S-Secretary, T-Treasurer, M-Member Chairperson, VP-First Vice President, MC-Communications Chairperson, SC-Service Chairperson

*** - Abbreviation: N/R - Never reported using the Lions Clubs website, N/A - Not applicable, No password registered for the Lions Clubs website.

**** - Abbreviation: N - New, IP - Immediate Past, R - Repeat.



Club Health Assessment for District 1 CS through March 2025

			Status	Membership							Reports					Finance		LCIF
Club Number	Club Name	Charter Date		Current Member Count	YTD Members Added	YTD Members Dropped	YTD Net Growth	YTD Net Growth%	Member Count 12 Months Ago	Avg. length of service for dropped members	Months Since Last MMR ***	Yrs. Since Last Officer Report	President Rotation	Vice President Reported ****	Months Since Last Activity Report ***	Account Balance	Donations for current Fiscal Year	
			Number of times on status quo within last two years	If below 15 members appears			If net loss is greater than 20% appears				If no report in 3 months appears in	When more than one year appears in	Number of repeat terms		Notes the officers that do not have an active	If no report at 12 months appears in red		
Clubs more than two years old																		
145	BENTON	03/12/1935	Active	29	4	1	3	11.54%	26	17	4		7	P,M,VP,SC	24+			
148	CARBONDALE	07/15/1921	Active	42	0	0	0	0.00%	46		6			M,VP,SC	13			
152	CARTERVILLE	05/18/1922	Active	29	0	0	0	0.00%	29		7			T,VP,SC	11			
158	CHESTER	04/20/1936	Active	19	5	0	5	35.71%	14		5			M,VP,SC	N/R		\$225.00	
159	CHRISTOPHER	02/07/1924	Active	29	6	1	5	20.83%	24	57	0		2	N	SC	0		
Exc Award (06/30/2024)																		
161	COBDEN	04/21/1938	Active(1)	36	0	0	0	0.00%	36		21			P,M,VP,SC	15			
165	DESOTO	06/19/1970	Active(1)	16	0	1	-1	-5.88%	17	6	5		10	P,M,VP,SC	N/R			
167	DU QUOIN	03/10/1936	Active(1)	9	0	0	0	0.00%	9		22		9	P,S,M,VP,SC	N/R			
170	ELDORADO	11/23/1922	Active	24	1	0	1	4.35%	25		2			N	T,SC	0		
Exc Award (06/30/2023)																		
176	GALATIA	03/09/1973	Active(1)	19	0	0	0	0.00%	19		16		20	P,T,M,VP,SC	24+	90+ Days		
47941	HARRISBURG TOWN & COUNTRY	12/14/1987	Active	14	0	3	-3	-17.65%	17	12	4			P,M,VP,SC	24+			
179	HERRIN-ENERGY	06/06/1922	Active	12	0	0	0	0.00%	12		8		6	S,M,VP,SC	10			
66804	JOHNSTON CITY	11/05/2002	Active	14	2	0	2	16.67%	12		2		2	R	M,VP,SC	2		
188	LENZBURG	03/14/1963	Active	6	0	1	-1	-14.29%	7	19	8		9	P,S,M,VP,SC	N/R			
190	MARION	04/24/1923	Active	29	0	2	-2	-6.45%	32	31	0		6	N	VP,SC	7		
193	METROPOLIS	01/24/1941	Active	15	0	0	0	0.00%	15		11			IP	T,M,VP,SC	24+		
194	MOUNDS	11/02/1959	Active	18	3	1	2	12.50%	17	52	1		4		M,VP,SC	1	\$350.00	
Exc Award (06/30/2018)																		
199	NEW ATHENS	12/20/1951	Active	9	0	0	0	0.00%	11		11		5	P,M,VP,SC	24+			
206	RED BUD	05/06/1935	Active	43	0	10	-10	-18.87%	53	32	5			M,VP,SC	24+	90+ Days		
216	SPARTA	05/15/1939	Active	42	2	1	1	2.44%	42	40	0			N	VP,SC	1	90+ Days	
Exc Award (06/30/2024)																		
217	STEELEVILLE	05/04/1936	Active	10	0	0	0	0.00%	10		12			P,T,M,VP,SC	0			



Club Health Assessment for District 1 CS through March 2025

* - P - Priority Club. Cancellation Reasons: 1-Objectives/conduct, 2-Non-active club, 5-Non-existing club, 6-Disbanding, 7-Merger, 8-Financial Suspension, 9-District/Multiple District Dues.

** - Abbreviation: P-President, S-Secretary, T-Treasurer, M-Member Chairperson, VP-First Vice President, MC-Communications Chairperson, SC-Service Chairperson

*** - Abbreviation: N/R - Never reported using the Lions Clubs website, N/A - Not applicable, No password registered for the Lions Clubs website.

**** - Abbreviation: N - New, IP - Immediate Past, R - Repeat.



Club Health Assessment for District 1 D through March 2025

			Status	Membership							Reports					Finance		LCIF
Club Number	Club Name	Charter Date		Current Member Count	YTD Members Added	YTD Members Dropped	YTD Net Growth	YTD Net Growth%	Member Count 12 Months Ago	Avg. length of service for dropped members	Months Since Last MMR ***	Yrs. Since Last Officer Report	President Rotation	Vice President Reported ****	Months Since Last Activity Report ***	Account Balance	Donations for current Fiscal Year	
			Number of times on status quo within last two years	If below 15 members appears					If net loss is greater than 20% appears			If no report in 3 months appears in	When more than one year appears in	Number of repeat terms	Notes the officers that do not have appears in an active	If no report at 12 months red		
Clubs less than two years old																		
177925	Rockford 815	08/28/2024	Active	23	25	2	23	100.00%	0	0	0				VP,SC	N/R		
Clubs more than two years old																		
225	ALBANY	05/11/1970	Active	20	0	0	0	0.00%	20		2		7		T,M,VP,SC	24+		
226	AMBOY	01/22/1948	Active	36	0	4	-4	-10.00%	41	14	1		2	R	SC	2		\$1,000.00
Exc Award (06/30/2019)																		
227	APPLE RIVER	03/07/1946	Active	35	1	3	-2	-5.41%	37	40	6			N	M,SC	24+		\$185.00
229	BELVIDERE	04/16/1946	Active	44	6	4	2	4.76%	42	2	0			N		4		\$1,000.00
Exc Award (06/30/2019, 06/30/2023)																		
230	BYRON	05/20/1960	Active	42	0	0	0	0.00%	43		9		11	R	M,SC	24+		
231	CAPRON	03/30/1955	Active	29	4	5	-1	-3.33%	30	14	3		2	R	SC	1	90+ Days	
51571	CEDARVILLE	04/25/1991	Active	20	3	3	0	0.00%	20	7	0			N	M,SC	0		
232	CHADWICK	04/19/1963	Active	18	1	1	0	0.00%	18	10	0		2	R	M	20		
235	DIXON EVENING	03/10/1964	Active	15	0	0	0	0.00%	15		2				T,M,VP,SC	24+		
132258	Dixon Lioness	07/27/2017	Active	21	0	0	0	0.00%	21		8		2		M,VP,SC	24		\$250.00
234	DIXON NOON	04/23/1936	Active	16	0	0	0	0.00%	16		2		2	R	M,SC	24+		\$300.00
236	DURAND	06/29/1973	Active	39	5	6	-1	-2.50%	38	6	0			N	SC	24+		
237	EAST DUBUQUE	06/22/1936	Active	25	0	1	-1	-3.85%	22	10	3		3	R	P,S,M,SC	23		
240	FORRESTON	05/22/1963	Active	26	0	0	0	0.00%	26		8		3		M,VP,SC	24+		\$625.00
242	FREEPORT	03/26/1936	Active	31	2	0	2	6.90%	28		4			N		0		\$450.00
Exc Award (06/30/2023)																		
244	GALENA	09/14/1936	Active	34	2	2	0	0.00%	34	3	3		2	R		3		\$2,000.00
245	GENOA	10/28/1952	Active	24	3	4	-1	-4.00%	26	12	0				M,VP,SC	8		
38247	GERMAN VALLEY	04/28/1980	Active	31	1	1	0	0.00%	31	32	0		3	N		1		
Exc Award (06/30/2023)																		
248	KIRKLAND	08/04/1948	Active	73	9	2	7	10.61%	60	9	1			N	M,SC	0		\$1,230.00




Club Health Assessment for District 1 D through March 2025

Club Number	Club Name	Charter Date	Status	Membership							Reports					Finance	LCIF
				Current Member Count	YTD Members Added	YTD Members Dropped	YTD Net Growth	YTD Net Growth%	Member Count 12 Months Ago	Avg. length of service for dropped members	Months Since Last MMR ***	Yrs. Since Last Officer Report	President Rotation	Vice President Reported ****	Months Since Last Activity Report ***	Account Balance	Donations for current Fiscal Year
			Number of times on status quo within last two years	If below 15 members appears				If net loss is greater than 20% appears			If no report in 3 months appears in	When more than one year appears in	Number of repeat terms	Notes the officers that do not have an active	If no report at 12 months appears in red		
249	LANARK	06/11/1956	Active	44	4	1	3	7.32%	41	0	1			N	SC	0	\$200.00
250	LEAF RIVER	03/11/1957	Active	18	1	4	-3	-14.29%	21	20	3		None		P,M,VP	1	\$200.00
	Exc Award (06/30/2019)																
251	LENA	06/01/1949	Active	76	3	6	-3	-3.80%	82	19	1			N	SC	1	\$1,000.00
	Exc Award (06/30/2019)																
252	LOVES PARK	10/23/1950	Active	26	0	0	0	0.00%	26		10			N	SC	15	\$200.00
122671	MACKTOWN	06/30/2014	Active	5	0	0	0	0.00%	5		21		7	R	M,SC	24+	
256	MORRISON	09/29/1938	Active	24	0	1	-1	-4.00%	25	35	7			N		0	\$750.00
257	MOUNT CARROLL	04/16/1948	Active	38	3	1	2	5.56%	36	1	0			N	SC	0	
122012	Orangeville	04/28/2014	Active	24	0	0	0	0.00%	29		9			N	T,M,SC	7	
	Exc Award (06/30/2022)																
259	OREGON	07/08/1952	Active	43	6	10	-4	-8.51%	45	10	0			N	M,SC	0	
	Exc Award (06/30/2022, 06/30/2024)																
260	PAW PAW	04/11/1946	Active	70	5	1	4	6.06%	66	0	0				M,VP,SC	3	
261	PEARL CITY	10/21/1954	Active(1)	35	0	3	-3	-7.89%	39	5	6				T,M,VP,SC	3	90+ Days \$1,000.00
	Exc Award (06/30/2019)																
262	PECATONICA	06/02/1961	Active	23	5	0	5	27.78%	18		2		8		VP,SC	0	
263	POLO	02/17/1948	Active	51	0	3	-3	-5.56%	61	36	1			N	M,SC	8	\$600.00
264	POPLAR GROVE	02/21/1961	Active	39	2	0	2	5.41%	37		8		2		T,VP,SC	0	
265	PROPHETSTOWN	12/11/1947	Active	17	0	0	0	0.00%	17		8				T,M,VP,SC	24+	\$100.00
266	ROCHELLE	08/22/1951	Active	17	3	2	1	6.25%	16	52	2		2		M,VP,SC	11	\$300.00
268	ROCKFORD	02/03/1920	Active	43	1	3	-2	-4.44%	55	2	4				M,VP,SC	20	\$160.00
	Exc Award (06/30/2016, 06/30/2017, 06/30/20)																
270	ROCKTON	12/14/1938	Active	64	0	0	0	0.00%	60		1		3	N	SC	24+	
	Exc Award (06/30/2016)																
271	ROSCOE	06/12/1961	Active	21	1	1	0	0.00%	21	26	7			IP	P,M,SC	24+	
272	SAVANNA	09/20/1927	Active	24	4	2	2	9.09%	18	8	1		17		M,VP,SC	4	



Club Health Assessment for District 1 D through March 2025

			Status	Membership						Reports					Finance		LCIF
Club Number	Club Name	Charter Date		Current Member Count	YTD Members Added	YTD Members Dropped	YTD Net Growth	YTD Net Growth%	Member Count 12 Months Ago	Avg. length of service for dropped members	Months Since Last MMR ***	Yrs. Since Last Officer Report	President Rotation	Vice President Reported ****	Months Since Last Activity Report ***	Account Balance	Donations for current Fiscal Year
			Number of times on status quo within last two years	If below 15 members appears				If net loss is greater than 20% appears			If no report in 3 months appears in	When more than one year appears in	Number of repeat terms	Notes the officers that do not have an active	If no report at 12 months appears in red		
274	SHANNON	08/12/1955	Active	22	0	0	0	0.00%	24		8		5	T,M,VP,SC	24+		
275	SOUTH BELOIT	05/16/1944	Active	30	0	0	0	0.00%	25		9			T,M,VP,SC	24+		
278	STILLMAN VALLEY	04/16/1956	Active	18	0	1	-1	-5.26%	20	46	5		3	N	T,VP,SC	24+	
279	STOCKTON	05/07/1945	Active	17	0	0	0	0.00%	16		8		12	T,M,VP,SC	24+		
280	TAMPICO	08/29/1957	Active	8	0	2	-2	-20.00%	10	10	4		4	N	SC	24+	
281	THOMSON	07/22/1957	Active	10	0	0	0	0.00%	10		8		19	S,T,M,VP,SC	24+		
282	WARREN	08/23/1949	Active	19	1	1	0	0.00%	20	19	7			N	M,VP,SC	3	
283	WINNEBAGO	05/29/1961	Active	19	2	0	2	11.76%	17		4			M,VP,SC	15		

Clubs Cancelled Previous Fiscal Year – Clubs Cancelled within last 12 months may be reinstated

Club Number	Club Name	Charter Date	Current Status*	Cancellation Date
228	ASHTON	06/16/1954	Cancelled(6*)	06/29/2024

Current Total Clubs Count	YTD New Clubs Count	YTD Cancelled Clubs Count	YTD Net Club Gain	Current Total Members Count	YTD Add	YTD Drop	YTD Net Growth	YTD Net Growth %	Member Count 12 Months Ago	Average Member Count Per Club	% of Clubs with less than 20 members	% No MMR in 3 Months	% No Officer Report in 12 Months	% of Clubs with balance 90+ days	Number of Clubs in Status Quo	% Status Quo Clubs in Financial Suspension	Number of Cancelled Clubs	Average Cancelled Club Age	Members Lost Due to Cancellation	% of Clubs Cancelled for Non-Financial Reasons
48	1	0	1	1,447	103	80	23	1.62%	1,428	30	27%	54%	0%	4%	0	0%	0	0	0	0%

* - P - Priority Club. Cancellation Reasons: 1-Objectives/conduct, 2-Non-active club, 5-Non-existing club, 6-Disbanding, 7-Merger, 8-Financial Suspension, 9-District/Multiple District Dues.

** - Abbreviation: P-President, S-Secretary, T-Treasurer, M-Member Chairperson, VP-First Vice President, MC-Communications Chairperson, SC-Service Chairperson

*** - Abbreviation: N/R - Never reported using the Lions Clubs website, N/A - Not applicable, No password registered for the Lions Clubs website.

**** - Abbreviation: N - New, IP - Immediate Past, R - Repeat.



Club Health Assessment for District 1 F through March 2025

Club Number	Club Name	Charter Date	Status	Membership							Reports					Finance	LCIF
				Current Member Count	YTD Members Added	YTD Members Dropped	YTD Net Growth	YTD Net Growth%	Member Count 12 Months Ago	Avg. length of service for dropped members	Months Since Last MMR ***	Yrs. Since Last Officer Report	President Rotation	Vice President Reported ****	Months Since Last Activity Report ***	Account Balance	Donations for current Fiscal Year
			Number of times on status quo within last two years	If below 15 members appears				If net loss is greater than 20% appears			If no report in 3 months appears in	When more than one year appears in	Number of repeat terms	Notes the officers that do not have an active	If no report at 12 months red		
Clubs more than two years old																	
362	ANTIOCH	07/16/1937	Active	99	13	6	7	7.61%	90	2	2			M,VP,SC	4		
363	ARLINGTON HEIGHTS	09/25/1925	Active	34	3	2	1	3.03%	32	1	2		2	R	M,SC	2	
364	BARRINGTON	10/15/1925	Active	56	6	2	4	7.69%	51	24	0			N	M,SC	2	\$1,300.00
120169	Buffalo Grove	08/16/2013	Active	13	0	0	0	0.00%	13		8		4		M,VP,SC	24+	
367	DEERFIELD	01/28/1949	Active	16	0	0	0	0.00%	16		5		2		M,VP,SC	N/R	
368	DES PLAINES	05/06/1924	Active	6	2	1	1	20.00%	6	28	0		2	N	M,SC	1	
	Exc Award (06/30/2023)																
369	ELK GROVE VILLAGE	10/28/1958	Active	25	4	4	0	0.00%	26	5	1				M,VP,SC	1	\$20.00
111092	EVANSTON SUNRISE	05/25/2011	Active	14	2	1	1	7.69%	13	12	5			N	M,SC	8	\$100.00
372	FOX LAKE	10/15/1948	Active	18	4	1	3	20.00%	17	6	4			IP	M,SC	24+	
373	GAGEWOOD	05/20/1959	Active	28	1	2	-1	-3.45%	29	2	2		2		P,M,VP,SC	24+	\$5,125.00
375	GLENVIEW	08/21/1950	Active	20	0	0	0	0.00%	19		6		3		M,VP,SC	2	\$700.00
376	GRAYSLAKE	05/29/1940	Active	47	7	1	6	14.63%	43	0	1			IP	M,SC	0	
380	LAKE FOREST LAKE BLUFF	04/03/1950	Active	30	3	2	1	3.45%	29	7	2		2		M,VP,SC	2	\$6,000.00
381	LAKE VILLA TOWNSHIP	06/04/1963	Active	31	1	1	0	0.00%	33	1	2		None	N	P,SC	2	\$1,000.00
	Exc Award (06/30/2017)																
382	LAKE ZURICH	08/01/1939	Active	62	4	3	1	1.64%	60	19	0		2		VP,SC	2	
43064	LONG GROVE	10/28/1983	Active	31	0	0	0	0.00%	31		12		3	R	VP,SC	N/R	\$100.00
385	MOUNT PROSPECT	03/01/1934	Active	89	6	5	1	1.14%	84	13	0			N	SC	2	
	Exc Award (06/30/2016)																
387	NILES	02/27/1953	Active	23	0	0	0	0.00%	26		9				M,VP,SC	24+	
389	NORTH CHICAGO	11/15/1954	Active	12	0	0	0	0.00%	12		1		20		M,VP,SC	2	
391	PALATINE	09/29/1925	Active	18	0	2	-2	-10.00%	20	30	1		5		M,VP,SC	2	\$1,500.00
393	PARK RIDGE	06/30/1947	Active	18	0	3	-3	-14.29%	21	11	2		12		M,VP,SC	19	
394	PROSPECT HEIGHTS	01/29/1954	Active	23	6	2	4	21.05%	19	0	3		6	R	M,VP,SC	2	\$500.00



Club Health Assessment for District 1 F through March 2025

Club Number	Club Name	Charter Date	Status	Membership							Reports					Finance	LCIF
				Current Member Count	YTD Members Added	YTD Members Dropped	YTD Net Growth	YTD Net Growth%	Member Count 12 Months Ago	Avg. length of service for dropped members	Months Since Last MMR ***	Yrs. Since Last Officer Report	President Rotation	Vice President Reported ****	Months Since Last Activity Report ***	Account Balance	Donations for current Fiscal Year
			Number of times on status quo within last two years	If below 15 members appears				If net loss is greater than 20% appears			If no report in 3 months appears	When more than one year appears in	Number of repeat terms	Notes the officers that do not have an active	If no report at 12 months appears in red		
396	SCHAUMBURG-HOFFMAN	04/12/1961	Active	29	5	7	-2	-6.45%	32	14	2		6	N	SC	2	\$1,050.00
	Exc Award (06/30/2016, 06/30/2017, 06/30/2020)																
42364	SKOKIE	03/03/1983	Active	18	1	1	0	0.00%	18	21	6		5	R	M	2	\$800.00
	Exc Award (07/01/2017)																
42365	VERNON HILLS	03/14/1983	Active	17	0	0	0	0.00%	17		3			R	M,SC	15	
399	WAUCONDA	08/13/1941	Active	30	1	0	1	3.45%	29		8		3		S,M,VP,SC	24+	90+ Days
401	WAUKEGAN LITTLE FORT	02/07/1973	Active	11	0	2	-2	-15.38%	13	4	1		5		M,VP,SC	2	
53174	WAUKEGAN UPTOWN	05/28/1992	Active	11	1	0	1	10.00%	9		4		10		P,M,VP,SC	12	\$1,250.00
405	WINTHROP HARBOR	09/23/1954	Active	22	8	0	8	57.14%	13		0		2		M,VP,SC	2	\$4,000.00

Clubs Cancelled Previous Fiscal Year – Clubs Cancelled within last 12 months may be reinstated

Club Number	Club Name	Charter Date	Current Status*	Cancellation Date
390	NORTHFIELD	01/28/1957	Cancelled(6*)	07/29/2023

Current Total Clubs Count	YTD New Clubs Count	YTD Cancelled Clubs Count	YTD Net Club Gain	Current Total Members Count	YTD Add	YTD Drop	YTD Net Growth	YTD Net Growth %	Member Count 12 Months Ago	Average Member Count Per Club	% of Clubs with less than 20 members	% No MMR in 3 Months	% No Officer Report in 12 Months	% of Clubs with balance 90+ days	Number of Clubs in Status Quo	% Status Quo Clubs in Financial Suspension	Number of Cancelled Clubs	Average Cancelled Club Age	Members Lost Due to Cancellation	% of Clubs Cancelled for Non-Financial Reasons
29	0	0	0	851	78	48	30	3.65%	821	29	41%	41%	0%	3%	0	0%	0	0	0	0%

* - P - Priority Club. Cancellation Reasons: 1-Objectives/conduct, 2-Non-active club, 5-Non-existing club, 6-Disbanding, 7-Merger, 8-Financial Suspension, 9-District/Multiple District Dues.

** - Abbreviation: P-President, S-Secretary, T-Treasurer, M-Member Chairperson, VP-First Vice President, MC-Communications Chairperson, SC-Service Chairperson

*** - Abbreviation: N/R - Never reported using the Lions Clubs website, N/A - Not applicable, No password registered for the Lions Clubs website.

**** - Abbreviation: N - New, IP - Immediate Past, R - Repeat.




Club Health Assessment for District 1 G through March 2025

			Status	Membership							Reports					Finance		LCIF			
Club Number	Club Name	Charter Date		Current Member Count	YTD Members Added	YTD Members Dropped	YTD Net Growth	YTD Net Growth%	Member Count 12 Months Ago	Avg. length of service for dropped members	Months Since Last MMR ***	Yrs. Since Last Officer Report	President Rotation	Vice President Reported ****	Months Since Last Activity Report ***	Account Balance	Donations for current Fiscal Year				
			Number of times on status quo within last two years	If below 15 members appears					If net loss is greater than 20% appears						If no report in 3 months appears in	When more than one year appears in	Number of repeat terms	Notes the officers that do not have an active red	If no report at 12 months appears in red		
Clubs more than two years old																					
409	AUGUSTA	11/30/1949	Active	9	0	0	0	0.00%	10		1				M,VP,SC	3					
31908	BEARDSTOWN	03/31/1976	Active	34	0	3	-3	-8.11%	38	15	6		2	R	M,VP,SC	N/R	90+ Days				
412	CAMP POINT	09/30/1946	Active	22	0	0	0	0.00%	24		11				VP,SC	12					
413	CARLINVILLE	05/22/1944	Active	61	6	2	4	7.02%	58	31	0			N	SC	6				\$100.00	
414	CARROLLTON	09/26/1935	Active	12	0	7	-7	-36.84%	19	14	7			N	P,M,SC	24+					
41440	CHAPIN	06/28/1982	Active	27	1	2	-1	-3.57%	29	25	0		2	R	VP,SC	1				\$500.00	
415	CLAYTON	01/31/1949	Active	10	0	1	-1	-9.09%	11	10	38				M,VP,SC	24+					
416	COATSBURG	11/18/1958	Active	33	1	0	1	3.13%	32		8			N	M,SC	2					
Exc Award (06/30/2023)																					
419	EDWARDSVILLE	06/30/1944	Active(1)	3	1	6	-5	-62.50%	8	20	1		None		P,M,VP,SC	24+					
421	FRANKLIN	12/26/1951	Active	29	0	1	-1	-3.33%	28	8	8			N	P,SC	20	90+ Days				
43586	GILLESPIE	03/14/1984	Active	13	1	1	0	0.00%	13	18	1		2		M,VP,SC	15					
423	GOLDEN	06/28/1940	Active	14	1	1	0	0.00%	14	56	4		4		P,M,VP,SC	0					
424	GREENFIELD	04/10/1939	Active	15	1	5	-4	-21.05%	19	26	0				VP,SC	5					
30410	HIGHLAND	03/20/1975	Active	67	3	3	0	0.00%	64	34	0			R		4				\$3,570.00	
Exc Award (06/30/2024)																					
427	HULL	03/24/1952	Active	24	0	0	0	0.00%	24		14		2	R	M,VP,SC	24+					
428	JACKSONVILLE	04/03/1924	Active	26	5	1	4	18.18%	20	1	1			IP	SC	0				\$350.00	
Exc Award (06/30/2018, 06/30/2024)																					
429	JERSEYVILLE	06/17/1935	Active(1)	7	0	0	0	0.00%	7		7		11		M,VP,SC	N/R					
430	LIBERTY	10/10/1946	Active	35	2	1	1	2.94%	35	2	0			N	M,SC	24+					
432	LORAIN	03/23/1971	Active(1)	37	9	2	7	23.33%	38	16	0			N	VP,SC	21					
434	MARINE	03/27/1967	Active	9	0	0	0	0.00%	10		9		6	R	M,VP,SC	24+					
435	MENDON	06/11/1940	Active	21	0	1	-1	-4.55%	22	11	7		7	R	P,VP,SC	24+					
439	PALMYRA	09/26/1940	Active	11	0	0	0	0.00%	11		10			IP	P,M,SC	N/R					



Club Health Assessment for District 1 G through March 2025

			Status	Membership							Reports					Finance		LCIF
Club Number	Club Name	Charter Date		Current Member Count	YTD Members Added	YTD Members Dropped	YTD Net Growth	YTD Net Growth%	Member Count 12 Months Ago	Avg. length of service for dropped members	Months Since Last MMR ***	Yrs. Since Last Officer Report	President Rotation	Vice President Reported ****	Months Since Last Activity Report ***	Account Balance	Donations for current Fiscal Year	
			Number of times on status quo within last two years	If below 15 members appears				If net loss is greater than 20% appears			If no report in 3 months appears in	When more than one year appears in	Number of repeat terms		Notes the officers that do not have an active	If no report at 12 months appears in red		
440	PITTSFIELD	09/22/1920	Active	21	0	0	0	0.00%	21		8		2	M,VP,SC	3	90+ Days	\$3,000.00	
441	PLAINVILLE	02/28/1952	Cancelled(6*)	0	1	20	-19	-100.00%	24	21	4		None	P,S,T,M,VP SC	24+			
444	QUINCY	07/21/1919	Active	13	1	0	1	8.33%	12		8		2	R	SC			12
29444	RUSHVILLE	06/21/1974	Active	11	0	0	0	0.00%	11		7			N	P,T,M,VP,SC			24+
448	STAUNTON	04/10/1950	Active	9	1	1	0	0.00%	9	3	4		11	R	M,SC			8
Exc Award (06/30/2016)																		
450	TIMEWELL	12/19/1950	Active	7	0	0	0	0.00%	7		12		14	R	VP			12
44409	VERSAILLES	12/28/1984	Active	9	0	0	0	0.00%	9		12		None		P,VP,SC			24+
110580	WARSAW	03/17/2011	Active	16	0	4	-4	-20.00%	20	16	0		3	R	M,VP			24+
454	WAVERLY	09/18/1940	Active	21	0	0	0	0.00%	21		13		15	R	M,VP,SC			24+
455	WHITE HALL	03/28/1939	Active	37	5	2	3	8.82%	40	0	2		None		P,M,VP,SC	24+		

Clubs Cancelled Previous Fiscal Year – Clubs Cancelled within last 12 months may be reinstated

Club Number	Club Name	Charter Date	Current Status*	Cancellation Date
51328	BUNKER HILL	02/19/1991	Cancelled(8*)	08/29/2023

Current Total Clubs Count	YTD New Clubs Count	YTD Cancelled Clubs Count	YTD Net Club Gain	Current Total Members Count	YTD Add	YTD Drop	YTD Net Growth	YTD Net Growth %	Member Count 12 Months Ago	Average Member Count Per Club	% of Clubs with less than 20 members	% No MMR in 3 Months	% No Officer Report in 12 Months	% of Clubs with balance 90+ days	Number of Clubs in Status Quo	% Status Quo Clubs in Financial Suspension	Number of Cancelled Clubs	Average Cancelled Club Age	Members Lost Due to Cancellation	% of Clubs Cancelled for Non-Financial Reasons
31	0	1	-1	663	39	64	-25	-3.63%	708	21	52%	61%	0%	10%	0	0%	1	105	20	0%

* - P - Priority Club. Cancellation Reasons: 1-Objectives/conduct, 2-Non-active club, 5-Non-existing club, 6-Disbanding, 7-Merger, 8-Financial Suspension, 9-District/Multiple District Dues.


** - Abbreviation: P-President, S-Secretary, T-Treasurer, M-Member Chairperson, VP-First Vice President, MC-Communications Chairperson, SC-Service Chairperson

*** - Abbreviation: N/R - Never reported using the Lions Clubs website, N/A - Not applicable, No password registered for the Lions Clubs website.

**** - Abbreviation: N - New, IP - Immediate Past, R - Repeat.



Club Health Assessment for District 1 H through March 2025

			Status	Membership							Reports					Finance		LCIF
Club Number	Club Name	Charter Date		Current Member Count	YTD Members Added	YTD Members Dropped	YTD Net Growth	YTD Net Growth%	Member Count 12 Months Ago	Avg. length of service for dropped members	Months Since Last MMR ***	Yrs. Since Last Officer Report	President Rotation	Vice President Reported ****	Months Since Last Activity Report ***	Account Balance	Donations for current Fiscal Year	
			Number of times on status quo within last two years	If below 15 members appears				If net loss is greater than 20% appears			If no report in 3 months appears in	When more than one year appears in	Number of repeat terms	Notes the officers that do not have an active	If no report at 12 months appears in red			
Clubs more than two years old																		
58411	ALPHA-WOODHULL ALWOOD	06/20/1996	Active	14	0	1	-1	-6.67%	15	4	4		6	P,S,T,M,VP SC	4		\$50.00	
460	ALTONA	03/19/1953	Active	23	0	0	0	0.00%	23		7			M,VP,SC	4			
461	ANDALUSIA	11/23/1962	Active	20	0	0	0	0.00%	15		7		6	M,VP,SC	3			
463	ASTORIA	11/23/1970	Active	25	2	4	-2	-7.41%	27	21	3			M,VP,SC	7			
462	AVON	03/22/1956	Active	22	1	1	0	0.00%	23	9	2			N SC	0			
464	BARTONVILLE	03/18/1954	Active	33	1	3	-2	-5.71%	35	20	1			IP M,VP,SC	4			
467	BRADFORD	04/09/1965	Active	18	7	1	6	50.00%	12	23	0		10	M,VP,SC	0		\$20.00	
468	BUSHNELL	03/29/1956	Active	8	2	3	-1	-11.11%	9	7	4			R P,T,M,SC	24+			
470	CARTHAGE	05/19/1966	Active	41	2	1	1	2.50%	37	19	3			N M,SC	12		\$100.00	
35021	CHILLICOTHE	02/14/1978	Active	22	3	1	2	10.00%	20	2	0			R T,SC	4			
471	COAL VALLEY	06/15/1964	Active(2)	7	0	0	0	0.00%	7		7		4	M,VP,SC	3	90+ Days		
472	COLCHESTER	09/18/1951	Active	43	0	1	-1	-2.27%	52	48	4			N P,SC	5			
473	CREVE COEUR	01/26/1944	Active	9	1	2	-1	-10.00%	10	30	2		12	R VP,SC	6			
30702	DALLAS CITY	05/14/1975	Active	4	0	0	0	0.00%	4		11		10	R P,M,VP,SC	6			
478	ELIZA	04/09/1973	Active	15	0	0	0	0.00%	15		4		8	N M,SC	14			
479	GALESBURG	11/18/1920	Active	76	1	4	-3	-3.80%	79	12	0			N	5		\$1,200.00	
Exc Award (06/30/2023)																		
480	GALVA	07/15/1947	Active	25	1	3	-2	-7.41%	29	30	2		2	N M,SC	2	90+ Days		
483	HOPEDALE	12/07/1970	Active	39	18	1	17	77.27%	22	1	0		2	R T,M,SC	0	90+ Days		
487	LA HARPE	03/15/1971	Active	34	0	1	-1	-2.86%	36	52	2			S,M,VP,SC	6			
490	MACKINAW	06/19/1964	Active	29	0	0	0	0.00%	29		7			M,VP,SC	6			
491	MACOMB	05/23/1963	Active	22	0	7	-7	-24.14%	30	15	1			N M,SC	1		\$2,000.00	
39332	MILAN	01/31/1981	Active	31	4	0	4	14.81%	27		2			N SC	4		\$1,000.00	
495	MONMOUTH	05/21/1936	Active	3	0	9	-9	-75.00%	12	21	0			M,VP,SC	4		\$20.00	



Club Health Assessment for District 1 H through March 2025

			Status								Membership								Reports					Finance		LCIF
Club Number	Club Name	Charter Date		Current Member Count	YTD Members Added	YTD Members Dropped	YTD Net Growth	YTD Net Growth%	Member Count 12 Months Ago	Avg. length of service for dropped members	Months Since Last MMR ***	Yrs. Since Last Officer Report	President Rotation	Vice President Reported ****	Months Since Last Activity Report ***	Account Balance	Donations for current Fiscal Year									
			Number of times on status quo within last two years	If below 15 members appears	If net loss is greater than 20% appears						If no report in 3 months appears in	When more than one year appears in	Number of repeat terms	Notes the officers that do not have appears in an active	If no report at 12 months red											
46996	MONMOUTH NOON	03/02/1987	Active	9	0	4	-4	-30.77%	13	18	1		7	P,M,VP,SC	8											
498	NORTH HENDERSON	12/17/1951	Active	6	0	1	-1	-14.29%	7	20	6		21	P,T,M,VP,SC	5											
500	ORION	04/30/1956	Active	39	0	1	-1	-2.50%	40	7	2		2	M,VP	2		\$2,362.00									
Exc Award (06/30/2023)																										
501	PEKIN	10/22/1940	Active	20	2	0	2	11.11%	18		6			IP VP	4											
503	PEORIA HEIGHTS-SUBURBAN L C	04/30/1954	Active	26	2	1	1	4.00%	38	1	0			N	1		\$100.00									
Exc Award (06/30/2022)																										
38248	PRINCEVILLE	04/09/1980	Active	58	2	0	2	3.57%	58		7		5	N M,SC	7		\$100.00									
504	ROCK ISLAND EVENING	09/03/1943	Active	12	0	3	-3	-20.00%	15	28	0			R M,VP,SC	5											
506	ROSEVILLE	08/11/1958	Active	17	1	0	1	6.25%	17		2		7	R M,VP,SC	3											
143975	Silvis	12/12/2020	Active	16	0	9	-9	-36.00%	30	4	0		2	R M,SC	7											
Exc Award (06/30/2022)																										
34597	STRONGHURST	11/29/1977	Active	12	0	1	-1	-7.69%	13	11	7		13	S,T,M,VP,SC	10											
508	TOULON	10/03/1946	Active	26	2	1	1	4.00%	25	47	0		6	N M,SC	1											
509	TREMONT	02/20/1968	Active	28	1	2	-1	-3.45%	29	13	2			M,VP,SC	15		\$400.00									
511	WASHINGTON	01/25/1971	Active	14	0	1	-1	-6.67%	15	2	0			M,VP,SC	4											
513	WYOMING	12/06/1948	Active	27	2	4	-2	-6.90%	29	17	2			VP,SC	4											
Current Total Clubs Count	YTD New Clubs Count	YTD Cancelled Clubs Count	YTD Net Club Gain	Current Total Members Count	YTD Add	YTD Drop	YTD Net Growth	YTD Net Growth %	Member Count 12 Months Ago	Average Member Count Per Club	% of Clubs with less than 20 members	% No MMR in 3 Months	% No Officer Report in 12 Months	% of Clubs with balance 90+ days	Number of Clubs in Status Quo	% Status Quo Clubs in Financial Suspension	Number of Cancelled Clubs	Average Cancelled Club Age	Members Lost Due to Cancellation	% of Clubs Cancelled for Non-Financial Reasons						
37	0	0	0	873	55	71	-16	-1.80%	915	24	41%	41%	0%	8%	0	0%	0	0	0	0%						

* - P - Priority Club. Cancellation Reasons: 1-Objectives/conduct, 2-Non-active club, 5-Non-existing club, 6-Disbanding, 7-Merger, 8-Financial Suspension, 9-District/Multiple District Dues.


** - Abbreviation: P-President, S-Secretary, T-Treasurer, M-Member Chairperson, VP-First Vice President, MC-Communications Chairperson, SC-Service Chairperson

*** - Abbreviation: N/R - Never reported using the Lions Clubs website, N/A - Not applicable, No password registered for the Lions Clubs website.

**** - Abbreviation: N - New, IP - Immediate Past, R - Repeat.



Club Health Assessment for District 1 J through March 2025

			Status	Membership							Reports					Finance	LCIF
Club Number	Club Name	Charter Date		Current Member Count	YTD Members Added	YTD Members Dropped	YTD Net Growth	YTD Net Growth%	Member Count 12 Months Ago	Avg. length of service for dropped members	Months Since Last MMR ***	Yrs. Since Last Officer Report	President Rotation	Vice President Reported ****	Months Since Last Activity Report ***	Account Balance	Donations for current Fiscal Year
			Number of times on status quo within last two years	If below 15 members appears				If net loss is greater than 20% appears			If no report in 3 months appears in	When more than one year appears in	Number of repeat terms	Notes the officers that do not have an active	If no report at 12 months appears in red		
Clubs more than two years old																	
515	ALGONQUIN	09/18/1939	Active	35	5	3	2	6.06%	35	13	3		2	N	3		\$1,030.00
Exc Award (06/30/2016, 06/30/2023)																	
516	AURORA	06/23/1922	Active	40	3	2	1	2.56%	39	3	1		3	N	M,SC	0	\$88.00
Exc Award (06/30/2022, 06/30/2023, 06/30/2024)																	
144527	Aurora Carillon	12/29/2020	Active	39	7	1	6	18.18%	33	4	1		4	R	M	0	\$821.00
Exc Award (06/30/2023, 06/30/2024)																	
35315	AURORA EVENING	04/21/1978	Active	10	0	2	-2	-16.67%	12	44	1		2	N	0		\$13.00
Exc Award (06/30/2017)																	
517	BARTLETT	08/28/1939	Active	71	5	10	-5	-6.58%	74	12	2			N	M,SC	1	\$35.00
Exc Award (06/30/2023)																	
29351	BATAVIA	05/23/1974	Active	21	0	3	-3	-12.50%	26	11	5		2	R	M,SC	8	\$35.00
Exc Award (06/30/2019, 06/30/2023)																	
36855	BIG ROCK	04/17/1979	Active	9	1	0	1	12.50%	9		6		7		T,M,VP,SC	22	\$5.00
519	BLOOMINGDALE	09/07/1961	Active	28	7	6	1	3.70%	27	11	0			N	M,SC	24+	\$45.00
520	BURLINGTON	03/28/1959	Active	17	0	3	-3	-15.00%	19	12	0			R	M,SC	3	\$65.00
49338	BURR RIDGE-HINSDALE-OAK	03/30/1989	Active	38	7	0	7	22.58%	26		1			N	M	4	\$7,720.49
Exc Award (06/30/2019, 06/30/2024)																	
523	CLARENDON HILLS	02/23/1950	Active	51	3	3	0	0.00%	52	18	1		2		M,VP	13	\$13.00
Exc Award (06/30/2023)																	
524	CORTLAND	12/10/1973	Active(1)	33	0	0	0	0.00%	35		6			N		20	90+ Days \$72.00
525	CRYSTAL LAKE	08/04/1931	Active	59	7	3	4	7.27%	54	12	0		2	R	M,SC	22	\$2,006.00
Exc Award (06/30/2018, 06/30/2024)																	
526	DARIEN	05/25/1971	Active	136	4	8	-4	-2.86%	142	9	3			N	SC	10	\$5,663.00
Exc Award (06/30/2020, 06/30/2022, 06/30/2024)																	
527	DE KALB	02/04/1948	Active	10	0	0	0	0.00%	10		18	1	None		P,S,T,M,VP SC	18	90+ Days
528	DOWNERS GROVE	09/21/1926	Active	10	0	0	0	0.00%	10		8		None		P,S,T,M,VP SC	16	
530	DUNDEE TOWNSHIP	03/15/1937	Active	34	5	4	1	3.03%	29	4	0			R	M,SC	3	\$1,165.00




Club Health Assessment for District 1 J through March 2025

			Status	Membership							Reports					Finance	LCIF
Club Number	Club Name	Charter Date		Current Member Count	YTD Members Added	YTD Members Dropped	YTD Net Growth	YTD Net Growth%	Member Count 12 Months Ago	Avg. length of service for dropped members	Months Since Last MMR ***	Yrs. Since Last Officer Report	President Rotation	Vice President Reported ****	Months Since Last Activity Report ***	Account Balance	Donations for current Fiscal Year
			Number of times on status quo within last two years	If below 15 members appears				If net loss is greater than 20% appears			If no report in 3 months appears in	When more than one year appears in	Number of repeat terms	Notes the officers that do not have an active	If no report at 12 months appears in red		
Exc Award (06/30/2019)																	
143456	DuPage Tomorrows Alliance	01/05/2021	Active(1)	10	0	0	0	0.00%	10		32	1	None	P,S,T,M,VP SC	24+	90+ Days	\$5.00
531	ELBURN	07/31/1929	Active	185	8	7	1	0.54%	185	19	0			N	M,SC	3	\$3,293.00
Exc Award (06/30/2023)																	
532	ELGIN	12/25/1921	Active	26	5	5	0	0.00%	24	30	5		2		VP	0	\$1,692.00
Exc Award (06/30/2019, 06/30/2023, 06/30/20)																	
533	ELMHURST	09/09/1940	Active	36	0	5	-5	-12.20%	42	13	3			N		7	\$137.00
Exc Award (06/30/2017, 06/30/2018, 06/30/20)																	
534	FOX RIVER GROVE	09/25/1939	Active	43	4	1	3	7.50%	43	8	1		2	N	M,SC	3	\$1,046.00
Exc Award (06/30/2018, 06/30/2019)																	
535	GENEVA	01/14/1937	Active	63	2	4	-2	-3.08%	64	11	0			N	M,SC	0	\$16.00
537	GLEN ELLYN	07/12/1923	Active	23	3	0	3	15.00%	20		0			N	M,SC	4	\$8.00
Exc Award (06/30/2016)																	
538	HAMPSHIRE	08/28/1953	Active	29	1	3	-2	-6.45%	30	25	1			N	SC	22	\$11.00
539	HANOVER PARK	11/30/1961	Active	18	0	0	0	0.00%	18		0			N	M,SC	24+	90+ Days \$10.00
540	HINCKLEY	04/02/1970	Active	31	3	1	2	6.90%	29	40	2		2	R	M,SC	9	\$5.00
64110	HUNTLEY AREA	03/28/2001	Active	42	4	11	-7	-14.29%	48	5	1			N	SC	0	\$2,417.00
Exc Award (06/30/2018, 06/30/2022, 06/30/20)																	
542	ISLAND LAKE	09/28/1956	Active	44	5	1	4	10.00%	39	1	0		3	N	SC	7	\$102.00
Exc Award (06/30/2022, 06/30/2023, 06/30/20)																	
543	ITASCA	08/29/1939	Active(1)	101	5	9	-4	-3.81%	95	8	0			N	M,SC	9	\$6,899.00
48706	JOHNSBURG	06/16/1988	Active	29	3	0	3	11.54%	26		1		5	R	M,SC	22	\$11.00
38845	LEE	08/29/1980	Active	25	0	0	0	0.00%	26		11		7	R	SC	20	\$506.00
545	LISLE	05/25/1949	Active	16	0	1	-1	-5.88%	18	38	4		2	N	SC	6	\$534.00
Exc Award (06/30/2019, 06/30/2108)																	
546	LOMBARD	10/17/1923	Active	18	0	0	0	0.00%	18		5		None	R	P,SC	7	\$8.00
549	MALTA	09/13/1960	Active	36	1	0	1	2.86%	35		9		3		P,T,M,VP,SC	24+	
550	MAPLE PARK	01/25/1960	Active	19	0	0	0	0.00%	16		0			N	M,SC	0	



Club Health Assessment for District 1 J through March 2025

			Status	Membership							Reports					Finance	LCIF	
Club Number	Club Name	Charter Date		Current Member Count	YTD Members Added	YTD Members Dropped	YTD Net Growth	YTD Net Growth%	Member Count 12 Months Ago	Avg. length of service for dropped members	Months Since Last MMR ***	Yrs. Since Last Officer Report	President Rotation	Vice President Reported ****	Months Since Last Activity Report ***	Account Balance	Donations for current Fiscal Year	
			Number of times on status quo within last two years	If below 15 members appears					If net loss is greater than 20% appears			If no report in 3 months appears in	When more than one year appears in	Number of repeat terms	Notes the officers that do not have an active	If no report at 12 months appears in red		
548	MCHENRY/WONDER LAKE	10/13/1966	Active	21	4	7	-3	-12.50%	25	17	2		5	R	T,M,VP,SC	1	90+ Days	\$1,711.00
552	NAPERVILLE NOON	07/19/1948	Active	38	2	2	0	0.00%	38	12	0			N	SC	0		\$5,701.00
Exc Award (06/30/2018, 06/30/2023, 06/30/2024)																		
554	NORTH AURORA	10/27/1959	Active	41	2	0	2	5.13%	39		3			N	SC	0		\$35.00
Exc Award (06/30/2024)																		
47043	OAKBROOK TERRACE	03/12/1987	Active	20	2	1	1	5.26%	19	38	1		2	N	M,SC	4		\$13.00
557	ROSELLE	04/26/1934	Active	51	4	2	2	4.08%	56	18	1			N	SC	1		\$1,780.00
Exc Award (06/30/2016)																		
558	SANDWICH	06/20/1949	Active	44	0	1	-1	-2.22%	45	1	2			N	M,SC	1		\$1,828.00
Exc Award (06/30/2017, 06/30/2019, 06/30/2020)																		
559	SHABBONA	03/03/1970	Active	16	0	0	0	0.00%	18		0			R	SC	23		
560	SOMONAUK	04/17/1945	Active(1)	19	0	7	-7	-26.92%	26	45	2				M,VP,SC	24		\$1,015.00
561	SOUTH ELGIN	10/11/1954	Active	12	0	0	0	0.00%	12		22	1	None		P,S,T,M,VP	22	90+ Days	\$16.00
564	SYCAMORE	10/06/1948	Active	43	2	3	-1	-2.27%	45	12	0			N	SC	0		\$47.00
Exc Award (06/30/2018, 06/30/2019, 06/30/2020)																		
565	UNION	12/12/1957	Active	61	6	4	2	3.39%	57	8	1		2	R		5		\$2,222.00
Exc Award (06/30/2018, 06/30/2021, 06/30/2024)																		
566	VILLA PARK	09/25/1923	Active	11	2	0	2	22.22%	9		7		2		M,VP,SC	1		\$17.00
567	WARRENVILLE	06/08/1949	Active	28	0	0	0	0.00%	27		6		3		M,VP,SC	17		\$18.00
Exc Award (06/30/2017, 06/30/2019)																		
568	WATERMAN	06/08/1954	Active	38	4	2	2	5.56%	35	11	2		2	R	M,SC	0		\$761.00
Exc Award (06/30/2018, 06/30/2023, 06/30/2024)																		
569	WEST CHICAGO	12/14/1960	Active(1)	21	0	7	-7	-25.00%	28	7	0		4	N	M,SC	24	90+ Days	\$52.00
570	WESTMONT	01/08/1936	Active	45	7	3	4	9.76%	42	16	0				VP	1		\$2,145.00
Exc Award (06/30/2018, 06/30/2019, 06/30/2020)																		
571	WHEATON	09/19/1923	Active	92	8	5	3	3.37%	94	21	2				M,VP	14		\$8.00
Exc Award (06/30/2019, 06/30/2023)																		
573	WINFIELD	03/18/1959	Active	33	0	0	0	0.00%	33		22		8	R	M,SC	2		\$85.00



Club Health Assessment for District 1 J through March 2025

INTERNATIONAL

Club Number	Club Name	Charter Date	Status	Membership							Reports					Finance	LCIF
			Current Member Count	YTD Members Added	YTD Members Dropped	YTD Net Growth	YTD Net Growth%	Member Count 12 Months Ago	Avg. length of service for dropped members	Months Since Last MMR ***	Yrs. Since Last Officer Report	President Rotation	Vice President Reported ****	Months Since Last Activity Report ***	Account Balance	Donations for current Fiscal Year	
			Number of times on status quo within last two years	If below 15 members appears				If net loss is greater than 20% appears			If no report in 3 months appears in	When more than one year appears in	Number of repeat terms	Notes the officers that do not have an active	If no report at 12 months appears in red		
574	WOOD DALE	10/05/1944	Active(1)	19	4	0	4	26.67%	15		2		4	R M,SC	22	90+ Days	\$25.00

Clubs Cancelled Previous Fiscal Year – Clubs Cancelled within last 12 months may be reinstated

Club Number	Club Name	Charter Date	Current Status*	Cancellation Date
129933	Sugar Grove Waubensee Community	01/25/2017	Cancelled(8*)	06/29/2024

Current Total Clubs Count	YTD New Clubs Count	YTD Cancelled Clubs Count	YTD Net Club Gain	Current Total Members Count	YTD Add	YTD Drop	YTD Net Growth	YTD Net Growth %	Member Count 12 Months Ago	Average Member Count Per Club	% of Clubs with less than 20 members	% No MMR in 3 Months	% No Officer Report in 12 Months	% of Clubs with balance 90+ days	Number of Clubs in Status Quo	% Status Quo Clubs in Financial Suspension	Number of Cancelled Clubs	Average Cancelled Club Age	Members Lost Due to Cancellation	% of Clubs Cancelled for Non-Financial Reasons
55	0	0	0	2,088	145	140	5	0.24%	2,081	38	27%	35%	5%	15%	0	0%	0	0	0	0%

* - P - Priority Club. Cancellation Reasons: 1-Objectives/conduct, 2-Non-active club, 5-Non-existing club, 6-Disbanding, 7-Merger, 8-Financial Suspension, 9-District/Multiple District Dues.

** - Abbreviation: P-President, S-Secretary, T-Treasurer, M-Member Chairperson, VP-First Vice President, MC-Communications Chairperson, SC-Service Chairperson

*** - Abbreviation: N/R - Never reported using the Lions Clubs website, N/A - Not applicable, No password registered for the Lions Clubs website.

**** - Abbreviation: N - New, IP - Immediate Past, R - Repeat.



Club Health Assessment for District 1 M through March 2025

			Status	Membership							Reports					Finance		LCIF
Club Number	Club Name	Charter Date		Current Member Count	YTD Members Added	YTD Members Dropped	YTD Net Growth	YTD Net Growth%	Member Count 12 Months Ago	Avg. length of service for dropped members	Months Since Last MMR ***	Yrs. Since Last Officer Report	President Rotation	Vice President Reported ****	Months Since Last Activity Report ***	Account Balance	Donations for current Fiscal Year	
			Number of times on status quo within last two years	If below 15 members appears				If net loss is greater than 20% appears			If no report in 3 months appears in	When more than one year appears in	Number of repeat terms	Notes the officers that do not have an active	If no report at 12 months appears in red			
Clubs more than two years old																		
284	ALLERTON	03/26/1946	Active	8	0	0	0	0.00%	8		14		11	R	P,M,VP,SC	24+		
407	ALTAMONT	11/22/1938	Active	36	2	3	-1	-2.70%	35	12	0			N	M	1	\$1,570.00	
285	ARCOLA	01/13/1947	Active	12	0	1	-1	-7.69%	13	2	3			N	VP,SC	0		
35701	ARTHUR	06/07/1978	Active	33	2	4	-2	-5.71%	35	15	0			N	SC	0	\$35.00	
Exc Award (06/30/2018)																		
46622	ATHENS	11/03/1986	Active	29	1	1	0	0.00%	29	9	3		12	R	M,SC	24+		
288	BEMENT	04/04/1941	Active	25	1	0	1	4.17%	24		4			N	M,SC	12		
289	BISMARCK	01/19/1956	Active	24	0	5	-5	-17.24%	29	25	0		3	R	M,SC	4	\$1,002.00	
43834	BLUE MOUND	05/03/1984	Active	34	0	12	-12	-26.09%	46	20	0			N		24+	90+ Days	
290	CASEY	02/15/1939	Active	32	0	0	0	0.00%	32		10			N	SC	1	\$81.00	
Exc Award (06/30/2022)																		
291	CATLIN	04/29/1940	Active	21	0	2	-2	-8.70%	22	6	1			N	T,M,SC	24+		
293	CHAMPAIGN	10/26/1927	Active	30	1	0	1	3.45%	31		7			R	M,SC	12	\$1,000.00	
Exc Award (06/30/2018)																		
417	COFFEEN	03/25/1968	Active(2)	10	0	0	0	0.00%	10		2		None		P,T,M,VP,SC	10	90+ Days	
295	DANVILLE	10/20/1959	Active	29	1	2	-1	-3.33%	32	25	1			N	M,SC	3	\$790.00	
Exc Award (06/30/2021, 06/30/2022)																		
303	GEORGETOWN	01/01/1940	Active	22	0	1	-1	-4.35%	28	17	6			N	P,SC	1	\$25.00	
Exc Award (06/30/2018, 06/30/2022, 06/30/20)																		
304	GIFFORD	10/04/1957	Active	57	7	3	4	7.55%	53	27	0			N	M,SC	24+		
426	HILLSBORO	04/12/1944	Active	24	0	0	0	0.00%	24		2		None		P,M,VP,SC	24+		
307	HOOPESTON	11/27/1941	Active	9	0	0	0	0.00%	9		2		11		M,VP,SC	24+		
308	HUME	05/19/1952	Active	24	0	0	0	0.00%	23		11		5	R	M	23	\$25.00	
Exc Award (06/30/2022)																		
313	MAHOMET	03/22/1971	Active	38	0	9	-9	-19.15%	48	16	0				VP,SC	19		
316	MARSHALL	07/10/1944	Active	11	0	0	0	0.00%	11		6			R	T,M,SC	21		



Club Health Assessment for District 1 M through March 2025

			Status	Membership							Reports					Finance		LCIF
Club Number	Club Name	Charter Date		Current Member Count	YTD Members Added	YTD Members Dropped	YTD Net Growth	YTD Net Growth%	Member Count 12 Months Ago	Avg. length of service for dropped members	Months Since Last MMR ***	Yrs. Since Last Officer Report	President Rotation	Vice President Reported ****	Months Since Last Activity Report ***	Account Balance	Donations for current Fiscal Year	
			Number of times on status quo within last two years	If below 15 members appears				If net loss is greater than 20% appears			If no report in 3 months appears in	When more than one year appears in	Number of repeat terms	Notes the officers that do not have an active	If no report at 12 months red			
318	MATTOON	01/01/1946	Active	19	2	4	-2	-9.52%	21	23	3			N	M	3		\$20,020.00
Exc Award (06/30/2018)																		
319	MONTICELLO	04/27/1965	Active	16	0	0	0	0.00%	16		2		None	P,T,M,VP,SC	22		\$20.00	
321	MOUNT PULASKI	04/18/1957	Active	9	0	0	0	0.00%	9		2		16	P,M,VP,SC	24+			
322	MOUNT ZION	05/05/1959	Active	16	0	0	0	0.00%	16		0			P,S,T,M,VP SC	24+	90+ Days		
438	NOKOMIS	03/19/1952	Active	16	1	1	0	0.00%	16	7	5		None	P,T,M,VP,SC	24+			
324	OAKLAND	06/29/1948	Active	28	6	0	6	27.27%	22		6		3	R	SC	0	\$2,550.00	
Exc Award (06/30/2023, 06/30/2024)																		
326	OCONEE	06/18/1973	Active	17	0	0	0	0.00%	15		9		9	R	M,VP,SC	24+		
328	PALESTINE	12/18/1924	Active	9	0	0	0	0.00%	14		0		None	P,M,VP,SC	18			
329	PANA	05/05/1944	Active	44	2	0	2	4.76%	46		0		None	P,T,M,VP,SC	24+			
330	PARIS	11/27/1962	Active	33	3	2	1	3.13%	37	0	0			N		2	\$70.00	
Exc Award (06/30/2018, 06/30/2021, 06/30/2024)																		
331	PAWNEE	06/09/1960	Active	15	2	0	2	15.38%	14		3		4	M,VP,SC	24+			
446	RAMSEY	03/14/1944	Active	25	6	1	5	25.00%	20	8	0		None	P,T,M,VP,SC	2			
35020	RANKIN	02/13/1978	Active	19	0	0	0	0.00%	20		9		3	P,M,VP,SC	24+			
125164	Ridge Farm	06/17/2015	Active	9	0	0	0	0.00%	8		10		2	N	P	24+		
337	ROBINSON	10/19/1950	Active	22	4	0	4	22.22%	19		0			N	SC	10	\$84.00	
338	ROCHESTER	07/20/1965	Active	39	5	4	1	2.63%	38	21	1			N	M,SC	0		
342	SHELBYVILLE	02/18/1965	Active	26	0	1	-1	-3.70%	27	6	7				M,VP,SC	0		
344	SIDNEY	03/23/1956	Active	11	1	1	0	0.00%	11	5	2		15	P,VP,SC	24+			
345	SPRINGFIELD	10/02/1919	Active	38	1	2	-1	-2.56%	39	10	1				M,VP,SC	0		
447	ST ELMO	06/07/1940	Active	18	0	1	-1	-5.26%	19	62	1		13		M,VP,SC	3		
347	STEWARDSOON	02/09/1956	Active	18	0	2	-2	-10.00%	20	22	4			N	SC	16	\$15.00	
348	STRASBURG	02/21/1956	Active	33	0	1	-1	-2.94%	34	9	0			N	SC	9		
349	SULLIVAN	04/18/1941	Active	20	2	0	2	11.11%	18		2		2	R	VP	13		



Club Health Assessment for District 1 M through March 2025

			Status	Membership							Reports					Finance		LCIF
Club Number	Club Name	Charter Date		Current Member Count	YTD Members Added	YTD Members Dropped	YTD Net Growth	YTD Net Growth%	Member Count 12 Months Ago	Avg. length of service for dropped members	Months Since Last MMR ***	Yrs. Since Last Officer Report	President Rotation	Vice President Reported ****	Months Since Last Activity Report ***	Account Balance	Donations for current Fiscal Year	
			Number of times on status quo within last two years	If below 15 members appears				If net loss is greater than 20% appears			If no report in 3 months appears in	When more than one year appears in	Number of repeat terms	Notes the officers that do not have an active	If no report at 12 months appears in red			
452	VANDALIA	03/15/1928	Active	23	1	2	-1	-4.17%	24	23	1		2	M,VP,SC	0		\$1.00	
	Exc Award (06/30/2021, 06/30/2022)																	
357	VILLA GROVE	10/24/1949	Active	19	0	0	0	0.00%	20		6		2	M,VP,SC	12			
358	WARRENSBURG LATHAM	01/09/1958	Active	40	14	5	9	29.03%	31	8	0		5	R	0			
361	WESTVILLE	07/15/1940	Active	18	2	4	-2	-10.00%	20	15	2			VP	0			
	Exc Award (06/30/2021)																	
456	WITT	04/21/1960	Active	53	0	0	0	0.00%	53		2		2	P,T,VP,SC	24+			

Clubs Cancelled Previous Fiscal Year – Clubs Cancelled within last 12 months may be reinstated

Club Number	Club Name	Charter Date	Current Status*	Cancellation Date
343	SIDELL	06/13/1941	Cancelled(6*)	06/29/2024
30194	STONINGTON	02/10/1975	Cancelled(6*)	06/29/2024
355	TUSCOLA	02/08/1956	Cancelled(6*)	07/29/2023

Current Total Clubs Count	YTD New Clubs Count	YTD Cancelled Clubs Count	YTD Net Club Gain	Current Total Members Count	YTD Add	YTD Drop	YTD Net Growth	YTD Net Growth %	Member Count 12 Months Ago	Average Member Count Per Club	% of Clubs with less than 20 members	% No MMR in 3 Months	% No Officer Report in 12 Months	% of Clubs with balance 90+ days	Number of Clubs in Status Quo	% Status Quo Clubs in Financial Suspension	Number of Cancelled Clubs	Average Cancelled Club Age	Members Lost Due to Cancellation	% of Clubs Cancelled for Non-Financial Reasons
48	0	0	0	1,161	67	74	-7	-0.60%	1,189	24	42%	40%	0%	6%	0	0%	0	0	0	0%

* - P - Priority Club. Cancellation Reasons: 1-Objectives/conduct, 2-Non-active club, 5-Non-existing club, 6-Disbanding, 7-Merger, 8-Financial Suspension, 9-District/Multiple District Dues.

** - Abbreviation: P-President, S-Secretary, T-Treasurer, M-Member Chairperson, VP-First Vice President, MC-Communications Chairperson, SC-Service Chairperson

*** - Abbreviation: N/R - Never reported using the Lions Clubs website, N/A - Not applicable, No password registered for the Lions Clubs website.

**** - Abbreviation: N - New, IP - Immediate Past, R - Repeat.



Club Health Assessment for District 2 T1 through March 2025

Club Number	Club Name	Charter Date	Status	Membership							Reports					Finance	LCIF
				Current Member Count	YTD Members Added	YTD Members Dropped	YTD Net Growth	YTD Net Growth%	Member Count 12 Months Ago	Avg. length of service members	Months Since Last MMR ***	Yrs. Since Last Officer Report	President Rotation	Vice President Reported ****	Months Since Last Activity Report ***	Account Balance	Donations for current Fiscal Year
			Number of times on status quo within last two years	If below 15 members appears				If net loss is greater than 20% appears			If no report in 3 months appears in	When more than one year appears in	Number of repeat terms	Notes the officers that do not have appears in an active	If no report at 12 months red		
Clubs less than two years old																	
156363	West Plains	10/10/2023	Active	32	7	11	-4	-11.11%	34	2	1			VP	0		\$980.00
Clubs more than two years old																	
627	ADRIAN	09/25/1958	Active	7	0	0	0	0.00%	7		13		4	P,M,VP,SC	N/R	90+ Days	
140661	Amarillo Community	01/16/2020	Active	27	0	1	-1	-3.57%	30	2	6		N	M,SC	6		
628	AMARILLO DOWNTOWN	09/20/1919	Active	74	6	6	0	0.00%	61	2	1		N	M,SC	0		\$1,045.00
Exc Award (06/30/2018)																	
148903	Amarillo El Barrio	12/01/2021	Active(2)	11	1	9	-8	-42.11%	19	3	3		N	S,M,SC	4		
43701	AMARILLO LAKE TANGLEWOOD	04/19/1984	Active	45	1	2	-1	-2.17%	44	1	1		N	M,SC	8		\$1,560.00
Exc Award (06/30/2022, 06/30/2024)																	
49791	AMARILLO LONESTAR	08/03/1989	Active	16	0	0	0	0.00%	16		0		N	P,M,VP,SC	24+		\$80.00
629	AMARILLO NORTH	06/21/1954	Active	7	0	2	-2	-22.22%	9	38	3		IP	M,SC	23		\$45.00
149603	Amarillo River Falls	01/21/2022	Active	1	0	12	-12	-92.31%	30	3	2		2	S,T,M,VP,SC	N/A		
635	AMARILLO TASCOSA	10/23/1968	P- Active	0	0	11	-11	-100.00%	12	23	1		None	P,S,T,M,VP SC	24+		\$55.00
129083	Booker	10/25/2016	Active	16	5	5	0	0.00%	16	7	1			VP,SC	N/R		\$95.00
125262	Borger	06/24/2015	Active(1)	9	0	0	0	0.00%	9		22		4	R	M,SC	24+	
639	CANADIAN	08/13/1948	Active	9	1	0	1	12.50%	9		2		2	R	M,SC	22	
640	CANYON	05/02/1940	Active	232	27	24	3	1.31%	237	9	0		N	SC	0		\$2,395.00
Exc Award (06/30/2022, 06/30/2023, 06/30/2024)																	
643	CLARENDON	10/17/1922	Active	41	4	1	3	7.89%	43	2	3		N	M,VP	24+	90+ Days	\$30.00
Exc Award (06/30/2021, 06/30/2022)																	
43971	DARROUZETT	06/06/1984	Active	16	0	0	0	0.00%	16		12		R	M,VP,SC	0		\$80.00
649	DIMMITT	04/22/1930	Active(1)	18	1	0	1	5.88%	18		1		3	R	M,SC	24+	\$170.00
651	DUMAS NOON	08/27/1930	Active	211	44	56	-12	-5.38%	221	7	0			VP,SC	24+	90+ Days	\$2,115.00
47218	FOLLETT	04/20/1987	Active	13	0	2	-2	-13.33%	15	8	3		11	R	M,VP,SC	11	
657	FRIONA NOON	04/25/1968	Active(1)	20	0	0	0	0.00%	20		22		3	R	T,M,VP,SC	24+	



Club Health Assessment for District 2 T1 through March 2025

Club Number	Club Name	Charter Date	Status	Membership							Reports					Finance	LCIF
				Current Member Count	YTD Members Added	YTD Members Dropped	YTD Net Growth	YTD Net Growth%	Member Count 12 Months Ago	Avg. length of service for dropped members	Months Since Last MMR ***	Yrs. Since Last Officer Report	President Rotation	Vice President Reported ****	Months Since Last Activity Report ***	Account Balance	Donations for current Fiscal Year
			Number of times on status quo within last two years	If below 15 members appears				If net loss is greater than 20% appears			If no report in 3 months appears	When more than one year appears in	Number of repeat terms	Notes the officers that do not have an active	If no report at 12 months appears in red		
659	GROOM	04/24/1946	Active	21	0	1	-1	-4.55%	21	2	7		3	R	M,SC	7	
660	GRUVER	06/10/1954	Active	23	3	2	1	4.55%	22	11	1		2		P,M,VP,SC	N/R	\$110.00
664	HEDLEY	04/28/1942	Active	12	4	6	-2	-14.29%	14	4	2		6		M,VP,SC	24+	
665	HEREFORD	09/28/1928	Active	74	8	5	3	4.23%	75	15	0			N	M,SC	24+	
675	MEMPHIS	05/04/1942	Active	16	0	2	-2	-11.11%	18	11	0			N	P,M,SC	24+	
681	PAMPA	04/22/1927	Active	24	6	6	0	0.00%	27	3	0		2	N		24+	
683	PANHANDLE	09/08/1929	Active	10	0	1	-1	-9.09%	10	17	3		2	R	M,SC	18	\$55.00
142628	Panhandle Plains Kids Count	08/31/2020	Active(1)	11	3	15	-12	-52.17%	23	5	0			N	M,SC	N/A	90+ Days
684	PERRYTON	06/20/1928	Active	48	7	6	1	2.13%	47	8	1			N	M,SC	6	\$465.00
688	QUITAQUE	04/12/1948	Active(1)	14	0	0	0	0.00%	14		1		2		M,VP,SC	N/R	
696	STRATFORD	02/27/1946	Active	17	0	2	-2	-10.53%	19	38	3			N	P,M,VP,SC	N/R	
698	SUNRAY	04/16/1957	Active	28	1	1	0	0.00%	27	2	3			N	SC	24+	\$140.00
702	WELLINGTON	11/16/1970	Active	27	1	4	-3	-10.00%	27	7	2			N	SC	1	\$295.00
703	WHEELER	06/25/1971	Active	15	0	0	0	0.00%	15		9		4		P,M,VP,SC	24+	\$75.00
704	WHITE DEER	02/22/1946	Active	12	0	0	0	0.00%	13		10			N	M,SC	N/R	\$120.00


Clubs Cancelled Previous Fiscal Year – Clubs Cancelled within last 12 months may be reinstated

Club Number	Club Name	Charter Date	Current Status*	Cancellation Date
695	SPEARMAN	06/21/1928	Cancelled(8*)	06/29/2024

Current Total Clubs Count	YTD New Clubs Count	YTD Cancelled Clubs Count	YTD Net Club Gain	Current Total Members Count	YTD Add	YTD Drop	YTD Net Growth	YTD Net Growth %	Member Count 12 Months Ago	Average Member Count Per Club	% of Clubs with less than 20 members	% No MMR in 3 Months	% No Officer Report in 12 Months	% of Clubs with balance 90+ days	Number of Clubs in Status Quo	% Status Quo Clubs in Financial Suspension	Number of Cancelled Clubs	Average Cancelled Club Age	Members Lost Due to Cancellation	% of Clubs Cancelled for Non-Financial Reasons
35	0	0	0	1,157	130	193	-63	-5.16%	1,238	33	57%	43%	0%	11%	0	0%	0	0	0	0%



Club Health Assessment for District 2 T1 through March 2025

			Status	Membership							Reports					Finance	LCIF
Club Number	Club Name	Charter Date		Current Member Count	YTD Members Added	YTD Members Dropped	YTD Net Growth	YTD Net Growth%	Member Count 12 Months Ago	Avg. length of service for dropped members	Months Since Last MMR ***	Yrs. Since Last Officer Report	President Rotation	Vice President Reported ****	Months Since Last Activity Report ***	Account Balance	Donations for current Fiscal Year
			Number of times on status quo within last two years	If below 15 members appears				If net loss is greater than 20% appears			If no report in 3 months appears in	When more than one year appears in	Number of repeat terms	Notes the officers that do not have an active	If no report at 12 months appears in red		

* - P - Priority Club. Cancellation Reasons: 1-Objectives/conduct, 2-Non-active club, 5-Non-existing club, 6-Disbanding, 7-Merger, 8-Financial Suspension, 9-District/Multiple District Dues.
** - Abbreviation: P-President, S-Secretary, T-Treasurer, M-Member Chairperson, VP-First Vice President, MC-Communications Chairperson, SC-Service Chairperson
*** - Abbreviation: N/R - Never reported using the Lions Clubs website, N/A - Not applicable, No password registered for the Lions Clubs website.
**** - Abbreviation: N - New, IP - Immediate Past, R - Repeat.



Club Health Assessment for District 2 T2 through March 2025

Club Number	Club Name	Charter Date	Status	Membership							Reports					Finance	LCIF
				Current Member Count	YTD Members Added	YTD Members Dropped	YTD Net Growth	YTD Net Growth%	Member Count 12 Months Ago	Avg. length of service for dropped members	Months Since Last MMR ***	Yrs. Since Last Officer Report	President Rotation	Vice President Reported ****	Months Since Last Activity Report ***	Account Balance	Donations for current Fiscal Year
			Number of times on status quo within last two years	If below 15 members appears				If net loss is greater than 20% appears			If no report in 3 months appears in	When more than one year appears in	Number of repeat terms	Notes the officers that do not have an active	If no report at 12 months appears in red		
Clubs more than two years old																	
128977	Brownfield Noon	10/04/2016	Active	38	5	7	-2	-5.00%	39	4	1		2	N	M,SC	0	\$500.00
	Exc Award (06/30/2024)																
713	COTTON CENTER	02/15/1960	Active	16	0	0	0	0.00%	16		7		4		S,T,M,VP,SC	24+	\$50.00
714	CROSBYTON	01/25/1937	Active	28	1	2	-1	-3.45%	28	48	3				M,VP,SC	24+	\$50.00
716	EARTH	06/02/1947	Active	14	0	1	-1	-6.67%	15	3	0			N	P,M,VP,SC	1	\$50.00
718	FLOYDADA	06/28/1946	Active	15	1	1	0	0.00%	17	1	2			N	M,SC	24+	\$50.00
719	HALE CENTER	01/14/1946	Active	9	0	2	-2	-18.18%	11	31	4				M,VP,SC	4	\$50.00
134656	Idalou	04/30/2018	Active(2)	20	0	0	0	0.00%	20		7		3		M,VP,SC	24+	\$50.00
722	JAYTON	11/02/1967	Active	22	5	5	0	0.00%	22	3	1			N	M,VP,SC	24+	\$58.00
727	LEVELLAND	11/14/1938	Active(2)	40	0	0	0	0.00%	39		9			N	SC	24+	\$111.00
34598	LEVELLAND EVENING	11/21/1977	Active	5	0	1	-1	-16.67%	6	6	2		6		P,M,VP,SC	24+	\$18.00
730	LITTLEFIELD EARLY RISERS	07/23/1973	Active	15	0	4	-4	-21.05%	19	5	1				T,M,VP,SC	24+	\$80.00
	Exc Award (06/30/2022)																
733	LORENZO	03/15/1945	Active	14	0	0	0	0.00%	13		7		4		P,M,VP,SC	24+	\$60.00
734	LUBBOCK	07/29/1929	Active	230	20	18	2	0.88%	228	11	1		2	R	SC	1	\$2,404.00
	Exc Award (06/30/2016)																
735	LUBBOCK HUB	02/22/1954	Active	8	0	0	0	0.00%	8		7		4		M,VP,SC	24+	\$60.00
	Exc Award (06/30/2017)																
136443	Lubbock Llano	09/18/2018	Active	24	1	0	1	4.35%	25		0		2	N	M,SC	1	\$138.00
737	LUBBOCK REDBUD SQUARE	03/20/1969	Active	27	2	1	1	3.85%	27	17	6			R	M,VP,SC	0	\$395.00
740	LUBBOCK SOUTH PLAINS	03/02/1951	Active	49	7	5	2	4.26%	47	20	0			N		2	\$1,050.00
	Exc Award (06/30/2023)																
741	MORTON	09/29/1938	Active(2)	21	0	1	-1	-4.55%	20	9	3				M,VP,SC	15	\$100.00
	Exc Award (06/30/2016)																
673	MOTLEY COUNTY	09/25/1928	Active(1)	15	0	3	-3	-16.67%	18	23	2		2		M,VP,SC	24+	\$60.00
125444	Muleshoe	07/23/2015	Active(1)	7	0	4	-4	-36.36%	11	7	7		3		P,M,VP,SC	24+	\$60.00



Club Health Assessment for District 2 T2 through March 2025

			Membership								Reports				Finance		LCIF			
Club Number	Club Name	Charter Date		Current Member Count	YTD Members Added	YTD Members Dropped	YTD Net Growth	YTD Net Growth%	Member Count 12 Months Ago	Avg. length of service for dropped members	Months Since Last MMR ***	Yrs. Since Last Officer Report	President Rotation	Vice President Reported ****	Months Since Last Activity Report ***	Account Balance	Donations for current Fiscal Year			
			Number of times on status quo within last two years	If below 15 members appears					If net loss is greater than 20% appears		If no report in 3 months appears in	When more than one year appears in	Number of repeat terms	Notes the officers that do not have an active	If no report at 12 months appears in red					
119406	OLTON	05/17/2013	Active	11	0	0	0	0.00%	11		7		2	P,T,M,VP,SC	24+	90+ Days	\$60.00			
748	PLAINVIEW	10/21/1929	Active	87	14	16	-2	-2.25%	94	9	0			N	M,SC	0	\$897.00			
Exc Award (06/30/2022)																				
33504	PLAINVIEW BREAKFAST	03/24/1977	Active	8	1	0	1	14.29%	7		5			N	M,SC	6	\$60.00			
751	RALLS	03/06/1953	Active	10	0	0	0	0.00%	10		68		2	P,M,VP,SC	N/R		\$60.00			
752	ROBY	03/21/1941	Active	20	9	1	8	66.67%	12	0	2			IP	SC	2	\$60.00			
Exc Award (06/30/2019, 06/30/2024)																				
753	ROPESVILLE	03/26/1953	Active(1)	44	2	10	-8	-15.38%	52	11	1		2	R	SC	24+	90+ Days \$60.00			
754	ROTAN	07/08/1947	Active	2	0	1	-1	-33.33%	3	58	4		7		M,VP,SC	2	90+ Days \$60.00			
756	SEMINOLE	07/10/1940	Active	23	2	6	-4	-14.81%	26	11	2				P,T,M,VP,SC	2	\$111.00			
758	SHALLOWATER	03/30/1954	Active	33	3	5	-2	-5.71%	30	17	0			N	M,SC	5	\$105.00			
759	SLATON	01/19/1960	Active	21	3	6	-3	-12.50%	23	7	2		2	R	M,SC	N/R	\$60.00			
760	SNYDER	08/19/1924	Active	60	9	15	-6	-9.09%	69	5	0			N		5	\$1,841.00			
769	WHITHARRAL	01/23/1958	Active	25	0	1	-1	-3.85%	26	14	1		6		P,M,VP,SC	2	\$60.00			
61488	WOLFFORTH	02/08/1999	P- Active	0	0	0	0	0.00%	0		16	1	None		P,S,T,M,VP SC	24+				
Current Total Clubs Count	YTD New Clubs Count	YTD Cancelled Clubs Count	YTD Net Club Gain	Current Total Members Count	YTD Add	YTD Drop	YTD Net Growth	YTD Net Growth %	Member Count 12 Months Ago	Average Member Count Per Club	% of Clubs with less than 20 members	% No MMR in 3 Months	% No Officer Report in 12 Months	% of Clubs with balance 90+ days	Number of Clubs in Status Quo	% Status Quo Clubs in Financial Suspension	Number of Cancelled Clubs	Average Cancelled Club Age	Members Lost Due to Cancellation	% of Clubs Cancelled for Non-Financial Reasons
33	0	0	0	961	85	116	-31	-3.13%	992	29	45%	45%	3%	27%	0	0%	0	0	0	0%

* - P - Priority Club. Cancellation Reasons: 1-Objectives/conduct, 2-Non-active club, 5-Non-existing club, 6-Disbanding, 7-Merger, 8-Financial Suspension, 9-District/Multiple District Dues.

** - Abbreviation: P-President, S-Secretary, T-Treasurer, M-Member Chairperson, VP-First Vice President, MC-Communications Chairperson, SC-Service Chairperson

*** - Abbreviation: N/R - Never reported using the Lions Clubs website, N/A - Not applicable, No password registered for the Lions Clubs website.

**** - Abbreviation: N - New, IP - Immediate Past, R - Repeat.



Club Health Assessment for District 2 T3 through March 2025

			Status	Membership							Reports					Finance		LCIF
Club Number	Club Name	Charter Date		Current Member Count	YTD Members Added	YTD Members Dropped	YTD Net Growth	YTD Net Growth%	Member Count 12 Months Ago	Avg. length of service for dropped members	Months Since Last MMR ***	Yrs. Since Last Officer Report	President Rotation	Vice President Reported ****	Months Since Last Activity Report ***	Account Balance	Donations for current Fiscal Year	
			Number of times on status quo within last two years	If below 15 members appears				If net loss is greater than 20% appears			If no report in 3 months appears in	When more than one year appears in	Number of repeat terms	Notes the officers that do not have an active	If no report at 12 months appears in red			
Clubs less than two years old																		
157887	Clint Pecan Valley	05/17/2024	Active	20	0	0	0	0.00%	0		7		2	M,VP,SC	N/R	90+ Days		
157204	El Paso Desert Star	02/05/2024	Active	24	5	10	-5	-17.24%	26	1	0		2	R M,SC	0			
Exc Award (06/30/2024)																		
155827	Presidio del Norte	09/29/2023	Active(2)	20	0	0	0	0.00%	20		5			N M,SC	N/R	90+ Days		
Clubs more than two years old																		
772	ALPINE	09/24/1941	Active	31	4	0	4	14.81%	27		5			N	1		\$3,100.00	
774	ANDREWS DOWNTOWN	10/14/1941	Active	42	1	5	-4	-8.70%	49	2	6			N SC	7		\$2,326.00	
779	CRANE NOON	10/22/1940	Active	11	1	0	1	10.00%	10		8			N T,M,SC	2			
132327	El Paso Centennial	07/27/2017	Active	26	4	3	1	4.00%	24	3	0		2	N	0		\$917.00	
Exc Award (06/30/2018, 06/30/2021)																		
787	EL PASO DEL NORTE	11/16/1954	Active	17	0	0	0	0.00%	17		11			N M,SC	8		\$51.00	
786	EL PASO DOWNTOWN	05/10/1923	Active	28	1	2	-1	-3.45%	31	9	0			N M	4		\$1,081.00	
Exc Award (06/30/2021, 06/30/2022)																		
120555	El Paso Executive Women	10/14/2013	Active	59	2	5	-3	-4.84%	61	2	0			R T	8	90+ Days	\$734.00	
Exc Award (06/30/2021)																		
789	EL PASO FIVE POINTS	02/16/1945	Active	60	15	4	11	22.45%	46	16	0			N	1		\$120.00	
794	EL PASO MOUNTAIN	12/18/1973	Active	3	0	0	0	0.00%	3		15		8	R P,M	24+			
796	EL PASO SUN CITY	09/27/1969	Active	6	0	0	0	0.00%	5		3		2	N VP,SC	12			
788	EL PASO UNITED	10/29/1952	Active	10	0	1	-1	-9.09%	11	54	1		2	R P,VP,SC	4		\$900.00	
778	EL PASO UPPER VALLEY	01/18/1956	Active	12	1	1	0	0.00%	9	7	2		3	N M	1			
43447	FORT DAVIS	02/02/1984	Active(1)	13	3	1	2	18.18%	11	1	1		3	M,VP,SC	4		\$100.00	
799	FORT STOCKTON	04/26/1928	Active	30	0	4	-4	-11.76%	32	3	1		None	N P,M,SC	8			
Exc Award (06/30/2023, 06/30/2024)																		
122079	HEROES OF EL PASO	05/14/2014	Active	18	3	2	1	5.88%	17	3	0			M,VP	0		\$1,151.00	
Exc Award (06/30/2023)																		
98910	HORIZON CITY EASTLAKE	03/26/2007	Active(2)	4	0	0	0	0.00%	4		12	2	None	P,S,T,M,VP SC	24+	90+ Days		



Club Health Assessment for District 2 T3 through March 2025

			Status	Membership							Reports					Finance		LCIF
Club Number	Club Name	Charter Date		Current Member Count	YTD Members Added	YTD Members Dropped	YTD Net Growth	YTD Net Growth%	Member Count 12 Months Ago	Avg. length of service for dropped members	Months Since Last MMR ***	Yrs. Since Last Officer Report	President Rotation	Vice President Reported ****	Months Since Last Activity Report ***	Account Balance	Donations for current Fiscal Year	
			Number of times on status quo within last two years	If below 15 members appears				If net loss is greater than 20% appears			If no report in 3 months appears in	When more than one year appears in	Number of repeat terms	Notes the officers that do not have an active	If no report at 12 months appears in red			
805	IRAAN	06/12/1934	Active	8	2	1	1	14.29%	7	0	0		4	M,VP,SC	4		\$200.00	
806	KERMIT DOWNTOWN	08/21/1936	Active(1)	10	0	0	0	0.00%	12		5			P,M,VP,SC	24+			
131526	Marfa	06/22/2017	Active(3)	8	0	0	0	0.00%	8		22	3	None	P,S,T,M,VP SC	24+	90+ Days		
811	MC CAMEY	03/14/1928	Active(1)	19	0	2	-2	-9.52%	21	1	2		14	R	6			
813	MONAHANS	01/14/1942	Active	31	2	2	0	0.00%	30	3	0			M,VP	1		\$375.00	
Exc Award (06/30/2021)																		
48995	ODESSA ANTE MERIDIAN	11/09/1988	Active	9	0	0	0	0.00%	9		1		12	M,VP,SC	1			
814	ODESSA BASIN	02/03/1958	Active(1)	7	0	0	0	0.00%	7		16	2	None	P,S,T,M,VP SC	24+	90+ Days		
815	ODESSA DOWNTOWN	01/20/1936	Active	71	5	5	0	0.00%	68	11	0			N	0		\$10,201.00	
Exc Award (06/30/2022, 06/30/2023, 06/30/2024)																		
146220	Odessa Falcon	06/17/2021	Active(2)	5	0	0	0	0.00%	5		9		2	S,M,VP,SC	N/R			
140613	Odessa Professionals	01/08/2020	Active(1)	18	0	1	-1	-5.26%	19	3	0			M,VP,SC	9			
Exc Award (06/30/2022)																		
41442	ODESSA WESTSIDE	06/18/1982	Active	8	0	0	0	0.00%	8		38		None	P,M,VP,SC	24+			
821	PECOS DOWNTOWN	06/04/1928	Active	17	0	4	-4	-19.05%	20	1	8		2	R	24+	90+ Days		
45862	SANDERSON	03/24/1986	Active	3	2	7	-5	-62.50%	8	17	0			P,M,VP,SC	24+			
58112	VAN HORN	04/18/1996	Active(1)	11	0	0	0	0.00%	7		6			N	17	90+ Days		
832	YSLETA	10/06/1941	Active	14	2	5	-3	-17.65%	17	2	2		2	N	14			

Clubs Cancelled Previous Fiscal Year – Clubs Cancelled within last 12 months may be reinstated

Club Number	Club Name	Charter Date	Current Status*	Cancellation Date
78206	FABENS COTTON VALLEY	02/11/2004	Cancelled(8*)	06/29/2024
818	ODESSA GRANDVIEW	05/07/1968	Cancelled(6*)	09/29/2023



Club Health Assessment for District 2 T3 through March 2025

Club Number			Club Name			Charter Date			Status	Membership						Reports				Finance		LCIF		
										Current Member Count	YTD Members Added	YTD Members Dropped	YTD Net Growth	YTD Net Growth%	Member Count 12 Months Ago	Avg. length of service for dropped members	Months Since Last MMR ***	Yrs. Since Last Officer Report	President Rotation	Vice President Reported ****	Months Since Last Activity Report ***	Account Balance	Donations for current Fiscal Year	
									Number of times on status quo within last two years	If below 15 members appears			If net loss is greater than 20% appears			If no report in 3 months appears in		When more than one year appears in	Number of repeat terms	Notes the officers that do not have an active		If no report at 12 months appears in red		
Current Total Clubs Count	YTD New Clubs Count	YTD Cancelled Clubs Count	YTD Net Club Gain	Current Total Members Count	YTD Add	YTD Drop	YTD Net Growth	YTD Net Growth %	Member Count 12 Months Ago	Average Member Count Per Club	% of Clubs with less than 20 members	% No MMR in 3 Months	% No Officer Report in 12 Months	% of Clubs with balance 90+ days	Number of Clubs in Status Quo	% Status Quo Clubs in Financial Suspension	Number of Cancelled Clubs	Average Cancelled Club Age	Members Lost Due to Cancellation	% of Clubs Cancelled for Non-Financial Reasons				
34	0	0	0	673	53	65	-12	-1.75%	649	20	65%	47%	9%	24%	0	0%	0	0	0	0%				

* - P - Priority Club. Cancellation Reasons: 1-Objectives/conduct, 2-Non-active club, 5-Non-existing club, 6-Disbanding, 7-Merger, 8-Financial Suspension, 9-District/Multiple District Dues.

** - Abbreviation: P-President, S-Secretary, T-Treasurer, M-Member Chairperson, VP-First Vice President, MC-Communications Chairperson, SC-Service Chairperson

*** - Abbreviation: N/R - Never reported using the Lions Clubs website, N/A - Not applicable, No password registered for the Lions Clubs website.

**** - Abbreviation: N - New, IP - Immediate Past, R - Repeat.



Club Health Assessment for District 2 E1 through March 2025

			Status	Membership							Reports					Finance	LCIF
Club Number	Club Name	Charter Date		Current Member Count	YTD Members Added	YTD Members Dropped	YTD Net Growth	YTD Net Growth%	Member Count 12 Months Ago	Avg. length of service for dropped members	Months Since Last MMR ***	Yrs. Since Last Officer Report	President Rotation	Vice President Reported ****	Months Since Last Activity Report ***	Account Balance	Donations for current Fiscal Year
			Number of times on status quo within last two years	If below 15 members appears				If net loss is greater than 20% appears			If no report in 3 months appears in	When more than one year appears in	Number of repeat terms	Notes the officers that do not have an active	If no report at 12 months red		
Clubs more than two years old																	
834	ABILENE CACTUS	10/21/1952	Active	20	0	4	-4	-16.67%	26	8	0			N	SC	4	\$48.00
	Exc Award (06/30/2021)																
836	ABILENE EVENING	03/26/1957	Active	8	0	0	0	0.00%	8		7		2	R	SC	1	\$16.00
	Exc Award (06/30/2018, 06/30/2023)																
833	ABILENE FOUNDER	03/23/1917	Active	41	2	0	2	5.13%	37		0			N	T	1	\$578.00
	Exc Award (06/30/2022, 06/30/2024)																
33003	ABILENE WYLIE	11/30/1976	Active	20	0	0	0	0.00%	20		48	1	None		P,S,T,M,VP SC SC	24+	\$40.00
838	ALBANY	01/05/1953	Active	18	2	4	-2	-10.00%	20	8	0			N		9	\$40.00
	Exc Award (06/30/2021)																
839	ANSON	06/11/1925	Active	28	0	1	-1	-3.45%	27	3	4		4	N		5	\$58.00
845	BOWIE	06/29/1928	Active	16	2	4	-2	-11.11%	19	3	0			N		1	\$90.00
	Exc Award (06/30/2022)																
846	BRECKENRIDGE	04/14/1921	Active(1)	16	1	1	0	0.00%	16	3	2				M,VP,SC	24+	
847	BRYSON	09/26/1946	Active	16	0	0	0	0.00%	16		8		3	R	SC	17	\$32.00
849	BURKBURNETT BOOMTOWN	10/23/1969	Active	29	4	0	4	16.00%	19		2			N	P,M,SC	24+	\$50.00
851	CHILLICOTHE	06/07/1928	Active	18	1	1	0	0.00%	18	4	1				VP,SC	24+	\$36.00
	Exc Award (06/30/2023)																
852	CISCO	03/24/1922	Active	9	2	9	-7	-43.75%	16	19	5		2	N	M,SC	24+	
853	CLYDE	06/22/1950	Active	3	1	1	0	0.00%	3	59	3		None		P,S,T,M,VP SC	24+	\$90.00
850	COMANCHE NOON	02/03/1971	Active(1)	17	2	0	2	13.33%	16		6			N	M,VP,SC	24+	
52082	DE LEON	10/11/1991	Active	16	0	1	-1	-5.88%	17	4	1		4	R	S,T,M,SC	24+	\$34.00
858	DUBLIN	11/28/1952	Active	13	1	1	0	0.00%	13	22	4		7	R	M,SC	24+	\$26.00
859	EASTLAND	07/07/1922	Active	22	4	1	3	15.79%	19	3	1				T,M,VP,SC	24+	\$90.00
32779	EULA	10/22/1976	Active	10	0	0	0	0.00%	10		18			R	M,SC	24+	\$20.00
43310	GRAFORD	01/11/1984	Active(2)	13	9	4	5	62.50%	8	6	6			N	M,VP,SC	16	\$300.00
863	GRAHAM	06/15/1928	Active	61	3	6	-3	-4.69%	66	13	0			N		2	\$2,130.00



Club Health Assessment for District 2 E1 through March 2025

			Status	Membership							Reports					Finance	LCIF	
Club Number	Club Name	Charter Date		Current Member Count	YTD Members Added	YTD Members Dropped	YTD Net Growth	YTD Net Growth%	Member Count 12 Months Ago	Avg. length of service for dropped members	Months Since Last MMR ***	Yrs. Since Last Officer Report	President Rotation	Vice President Reported ****	Months Since Last Activity Report ***	Account Balance	Donations for current Fiscal Year	
			Number of times on status quo within last two years	If below 15 members appears				If net loss is greater than 20% appears			If no report in 3 months appears in	When more than one year appears in	Number of repeat terms		Notes the officers that do not have an active	If no report at 12 months appears in red		
Exc Award (06/30/2022)																		
864	GRAHAM EVENING	06/13/1969	Active	21	0	0	0	0.00%	22		9				VP	2		\$42.00
Exc Award (06/30/2021, 06/30/2022)																		
865	HAMLIN	08/29/1929	Active	17	0	4	-4	-19.05%	20	5	0		2	R	M,VP,SC	24+		
866	HASKELL	03/22/1928	Active(1)	10	0	2	-2	-16.67%	12	5	5		17	R	M,VP,SC	24+		\$24.00
Exc Award (06/30/2021)																		
872	JACKSBORO	06/15/1928	Active	49	5	2	3	6.52%	48	21	0			N	SC	0		\$92.00
Exc Award (06/30/2021)																		
876	MERKEL	03/27/1928	Active(2)	8	1	2	-1	-11.11%	9	30	7		3		M,VP,SC	24+		
82598	MIDWESTERN STATE UNIVERSITY	06/21/2004	Active	8	0	0	0	0.00%	8		15	1	None		P,S,T,M,VP SC	24+	90+ Days	\$16.00
878	MINERAL WELLS EVENING	06/01/1967	Active(4)	5	0	1	-1	-16.67%	6	14	3		15	R	P,M,VP,SC	24+	90+ Days	
877	MINERAL WELLS NOON	08/10/1931	Active	53	5	2	3	6.00%	50	15	0			N	M,VP,SC	24+		\$106.00
879	MUNDAY	02/12/1953	Active	16	2	9	-7	-30.43%	23	3	1				M,VP,SC	24+	90+ Days	\$46.00
880	NOCONA	05/11/1948	Active	14	0	0	0	0.00%	14		10				S,T,M,VP,SC	21	90+ Days	
881	OLNEY	05/11/1928	Active	9	0	1	-1	-10.00%	10	11	6		7		M,VP,SC	24+		\$20.00
885	RANGER	04/11/1922	Active	23	2	0	2	9.52%	18		4			N	M,SC	24+		\$42.00
888	SEYMOUR	02/17/1937	Active	19	2	3	-1	-5.00%	20	16	1			N	P,M,SC	24+		\$50.00
891	STEPHENVILLE	10/13/1922	Active	50	1	2	-1	-1.96%	51	25	2				M,VP,SC	16		\$1,102.00
Exc Award (06/30/2021, 06/30/2022, 06/30/20)																		
61810	STEPHENVILLE EVENING	04/19/1999	Active	38	0	0	0	0.00%	38		7	1	None		P,S,T,M,VP SC	24+	90+ Days	\$76.00
892	STRAWN	05/03/1949	Active	10	2	1	1	11.11%	8	5	0		6		M,VP,SC	0		
77858	TARLETON CAMPUS	11/25/2003	Active	8	0	0	0	0.00%	8		24	1	None		P,S,T,M,VP SC	24+	90+ Days	
894	VERNON	10/17/1921	Active	83	1	6	-5	-5.68%	90	30	0			N	P	9		\$829.00
Exc Award (06/30/2018, 06/30/2021, 06/30/20)																		
896	WICHITA FALLS FOUNDER	10/22/1921	Active	29	2	3	-1	-3.33%	30	11	0		2	N	SC	1		\$58.00
Exc Award (06/30/2024)																		



Club Health Assessment for District 2 E1 through March 2025

			Status							Membership					Reports					Finance		LCIF
Club Number	Club Name	Charter Date		Current Member Count	YTD Members Added	YTD Members Dropped	YTD Net Growth	YTD Net Growth%	Member Count 12 Months Ago	Avg. length of service for dropped members	Months Since Last MMR ***	Yrs. Since Last Officer Report	President Rotation	Vice President Reported ****	Months Since Last Activity Report ***	Account Balance	Donations for current Fiscal Year					
			Number of times on status quo within last two years	If below 15 members appears				If net loss is greater than 20% appears			If no report in 3 months appears in	When more than one year appears in	Number of repeat terms	Notes the officers that do not have an active	If no report at 12 months appears in red							
38846	WICHITA FALLS NORTH EAST	08/29/1980	Active	3	0	0	0	0.00%	3		44		10	M,VP,SC	24+		\$6.00					
Current Total Clubs Count	YTD New Clubs Count	YTD Cancelled Clubs Count	YTD Net Club Gain	Current Total Members Count	YTD Add	YTD Drop	YTD Net Growth	YTD Net Growth %	Member Count 12 Months Ago	Average Member Count Per Club	% of Clubs with less than 20 members	% No MMR in 3 Months	% No Officer Report in 12 Months	% of Clubs with balance 90+ days	Number of Clubs in Status Quo	% Status Quo Clubs in Financial Suspension	Number of Cancelled Clubs	Average Cancelled Club Age	Members Lost Due to Cancellation	% of Clubs Cancelled for Non-Financial Reasons		
40	0	0	0	867	57	76	-19	-2.14%	882	22	63%	53%	10%	28%	0	0%	0	0	0	0%		

* - P - Priority Club. Cancellation Reasons: 1-Objectives/conduct, 2-Non-active club, 5-Non-existing club, 6-Disbanding, 7-Merger, 8-Financial Suspension, 9-District/Multiple District Dues.

** - Abbreviation: P-President, S-Secretary, T-Treasurer, M-Member Chairperson, VP-First Vice President, MC-Communications Chairperson, SC-Service Chairperson

*** - Abbreviation: N/R - Never reported using the Lions Clubs website, N/A - Not applicable, No password registered for the Lions Clubs website.

**** - Abbreviation: N - New, IP - Immediate Past, R - Repeat.



Club Health Assessment for District 2 E2 through March 2025

			Status	Membership							Reports					Finance	LCIF	
Club Number	Club Name	Charter Date		Current Member Count	YTD Members Added	YTD Members Dropped	YTD Net Growth	YTD Net Growth%	Member Count 12 Months Ago	Avg. length of service for dropped members	Months Since Last MMR ***	Yrs. Since Last Officer Report	President Rotation	Vice President Reported ****	Months Since Last Activity Report ***	Account Balance	Donations for current Fiscal Year	
			Number of times on status quo within last two years	If below 15 members appears					If net loss is greater than 20% appears			If no report in 3 months appears in	When more than one year appears in	Number of repeat terms	Notes the officers that do not have an active	If no report at 12 months appears in red		
Clubs less than two years old																		
154595	Denton - Robson Ranch	06/14/2023	Active	30	1	6	-5	-14.29%	35	2	2		5	R	M,SC	1		\$70.00
Exc Award (06/30/2024)																		
Clubs more than two years old																		
899	ALEDO COMMUNITY L C	10/03/1968	Active	36	0	0	0	0.00%	37		2			IP	M,SC	1		\$72.00
901	ALVARADO	09/26/1939	Active	21	2	2	0	0.00%	22	15	2		2	R	SC	7		\$42.00
117210	ARGYLE	06/19/2012	Active	18	4	4	0	0.00%	34	14	2			N	M,SC	0		\$36.00
Exc Award (06/30/2021, 06/30/2022)																		
904	ARLINGTON GREATER ARLINGTON	05/31/1957	Active	35	7	3	4	12.90%	32	3	0			N	M,SC	1		\$310.00
63934	AZLE	01/23/2001	Active	25	0	0	0	0.00%	24		7				M,VP,SC	1		\$50.00
906	BENBROOK	01/14/1952	Active	20	1	2	-1	-4.76%	22	2	1			N	M,SC	7		\$42.00
Exc Award (06/30/2022, 06/30/2023)																		
908	BRIDGEPORT	07/03/1928	Active	36	3	12	-9	-20.00%	46	13	1				M,VP	1		\$10,340.00
Exc Award (06/30/2022)																		
909	BURLESON	11/19/1945	Active	51	3	7	-4	-7.27%	55	9	0			N	SC	4		\$110.00
Exc Award (06/30/2023)																		
911	CLEBURNE	10/20/1920	Active	54	5	2	3	5.88%	50	5	0			N	SC	0		\$102.00
41446	COLLEYVILLE	06/01/1982	Active	191	13	19	-6	-3.05%	198	9	0			N	T,SC	1		\$6,146.00
Exc Award (06/30/2016, 06/30/2017, 06/30/2020)																		
64733	CROWLEY	10/29/2001	Active	18	3	2	1	5.88%	17	4	0		4	R	M,SC	5	90+ Days	
914	DECATUR TEXAS INC	01/14/1925	Active	54	9	11	-2	-3.57%	59	12	0			N	M,SC	3	90+ Days	
915	DENISON	06/01/1921	Cancelled(6*)	0	0	14	-14	-100.00%	14	18	7	1	None		P,S,T,M,VP SC	24+		
916	DENTON	12/19/1928	Active	10	1	5	-4	-28.57%	14	25	1		None		P,T,M,VP,SC	24+		
Exc Award (06/30/2022)																		
917	DENTON HI NOON	02/14/1958	Active	7	0	1	-1	-12.50%	11	34	7		3	N	M,SC	1		\$16.00
53212	DENTON TRIANGLE	06/02/1992	Active	15	0	1	-1	-6.25%	16	20	3		5	R	T,SC	0		\$32.00
34158	EVERMAN	06/26/1977	Active	9	0	0	0	0.00%	8		9			N	P,S,SC	5		



Club Health Assessment for District 2 E2 through March 2025

			Status	Membership							Reports					Finance	LCIF
Club Number	Club Name	Charter Date		Current Member Count	YTD Members Added	YTD Members Dropped	YTD Net Growth	YTD Net Growth%	Member Count 12 Months Ago	Avg. length of service for dropped members	Months Since Last MMR ***	Yrs. Since Last Officer Report	President Rotation	Vice President Reported ****	Months Since Last Activity Report ***	Account Balance	Donations for current Fiscal Year
			Number of times on status quo within last two years	If below 15 members appears					If net loss is greater than 20% appears		If no report in 3 months appears in	When more than one year appears in	Number of repeat terms	Notes the officers that do not have an active	If no report at 12 months appears in red		
131368	Flower Mound Irving Indian Centennial	06/16/2017	Active(1)	7	0	0	0	0.00%	7		19		3	R	M,SC	2	
133115	Flower Mound New Century	11/21/2017	Active	33	7	0	7	26.92%	26		0		3	R	M,SC	1	
Exc Award (06/30/2018, 06/30/2023)																	
919	FORT WORTH	09/26/1916	Active	21	0	2	-2	-8.70%	23	30	1		2	R	M,SC	0	\$1,046.00
Exc Award (06/30/2023, 06/30/2024)																	
29613	FORT WORTH FOREST HILL	06/28/1974	Active	10	0	0	0	0.00%	15		11		7		P,M,VP,SC	24+	
940	FORT WORTH HANDLEY MEADOW BRK	11/08/1945	Active	12	0	0	0	0.00%	12		9		3	R	M,VP,SC	24+	\$24.00
926	FORT WORTH RIVERSIDE	04/24/1940	Active	17	0	3	-3	-15.00%	20	8	0			N	S,M,VP,SC	0	\$40.00
934	GAINESVILLE	06/11/1948	Active	29	5	5	0	0.00%	30	9	0			N		1	\$158.00
Exc Award (06/30/2023)																	
56900	GLEN ROSE	05/10/1995	Active	80	5	2	3	3.90%	75	12	0			N	SC	3	\$154.00
Exc Award (06/30/2022, 06/30/2023)																	
55965	GODLEY	07/05/1994	Active	31	5	3	2	6.90%	27	16	2		2	N	M,SC	2	\$58.00
Exc Award (06/30/2023)																	
936	GRANBURY	02/09/1961	Active	26	5	6	-1	-3.70%	27	14	2			N		0	\$54.00
Exc Award (06/30/2022, 06/30/2023, 06/30/2024)																	
57379	GRANDVIEW	09/28/1995	Active	27	2	2	0	0.00%	28	6	0		2	R		0	\$54.00
Exc Award (06/30/2023)																	
937	GRAPEVINE	11/26/1934	Active	26	0	0	0	0.00%	24		9		4		S,M,VP,SC	3	\$52.00
Exc Award (06/30/2018, 06/30/2023, 06/30/2024)																	
47082	HIGHLAND VILLAGE	03/27/1987	Active	22	1	1	0	0.00%	22	56	1			R	M,SC	1	\$44.00
Exc Award (06/30/2023)																	
944	KELLER	02/24/1948	Active	86	10	1	9	11.69%	84	5	0			N	SC	3	
Exc Award (06/30/2023)																	
55114	KRUM	12/10/1993	Active	23	5	7	-2	-8.00%	26	7	2		2		M,VP,SC	3	\$50.00
Exc Award (06/30/2023)																	
131453	Mansfield Centennial	06/21/2017	Active	14	5	2	3	27.27%	11	4	0		3	R	M,SC	22	
949	MCKINNEY	10/30/1920	Active	32	3	14	-11	-25.58%	46	11	3			N	M,SC	0	\$261.00



Club Health Assessment for District 2 E2 through March 2025

			Status	Membership							Reports					Finance	LCIF
Club Number	Club Name	Charter Date		Current Member Count	YTD Members Added	YTD Members Dropped	YTD Net Growth	YTD Net Growth%	Member Count 12 Months Ago	Avg. length of service for dropped members	Months Since Last MMR ***	Yrs. Since Last Officer Report	President Rotation	Vice President Reported ****	Months Since Last Activity Report ***	Account Balance	Donations for current Fiscal Year
			Number of times on status quo within last two years	If below 15 members appears				If net loss is greater than 20% appears			If no report in 3 months appears in	When more than one year appears in	Number of repeat terms	Notes the officers that do not have an active	If no report at 12 months appears in red		
Exc Award (06/30/2023)																	
65340	MCKINNEY MORNING PRIDE	05/06/2002	Active	22	2	2	0	0.00%	28	3	2			R	M,VP,SC	1	\$44.00
Exc Award (06/30/2022)																	
121532	Mid-Cities Family	03/11/2014	Active(2)	2	0	0	0	0.00%	2		14	1	None		P,S,T,M,VP SC	11	
923	NORTHEAST RICHLAND	03/07/1963	Active	92	20	9	11	13.58%	82	8	0			N	SC	4	\$170.00
Exc Award (06/30/2016, 06/30/2018, 06/30/20)																	
115575	NORTHEAST TARRANT	11/14/2011	Active	13	1	2	-1	-7.14%	14	3	2			N	SC	1	
Exc Award (06/30/2016)																	
111356	NORTHWEST TARRANT	06/14/2011	Active	37	2	4	-2	-5.13%	36	4	2				VP,SC	0	\$725.00
Exc Award (06/30/2016, 06/30/2017, 06/30/20)																	
41290	PANTEGO	05/17/1982	Active	27	3	6	-3	-10.00%	31	4	2		2	R	M,SC	0	\$600.00
Exc Award (06/30/2022, 06/30/2023)																	
950	PRINCETON	07/01/1947	Active(1)	26	0	0	0	0.00%	26		21	1	None		P,S,T,M,VP SC	24+	\$52.00
925	RIVER OAKS	03/20/1948	Active	56	0	2	-2	-3.45%	57	4	4		9	N	P,M,SC	0	
Exc Award (06/30/2017, 06/30/2022)																	
952	SAGINAW	09/26/1957	Active	13	0	2	-2	-13.33%	15	6	6			R	M,SC	7	
46569	SANGER	10/21/1986	Active	39	4	2	2	5.41%	35	6	2		3	R		0	\$74.00
Exc Award (06/30/2022, 06/30/2023)																	
955	SHERMAN EVENING	04/23/1958	Active	21	2	0	2	10.53%	19		1			N	M,SC	1	\$38.00
Exc Award (06/30/2017, 06/30/2022)																	
954	SHERMAN NOON	06/21/1928	Active	33	1	0	1	3.13%	32		1			N	M,SC	0	\$2,114.00
Exc Award (06/30/2023)																	
129744	Southlake Centennial	01/10/2017	Active	17	1	0	1	6.25%	16		6		7		M,VP	1	90+ Days \$32.00
Exc Award (06/30/2023)																	
956	SPRINGTOWN	12/03/1959	Active	18	1	4	-3	-14.29%	25	2	2		None		P,M,VP,SC	3	
Exc Award (06/30/2023)																	
36540	THE COLONY	02/12/1979	Active	11	0	0	0	0.00%	11		10			R	SC	8	\$22.00
958	WEATHERFORD EVENING	02/25/1969	Active	19	3	1	2	11.76%	17	3	2		3	R	S,M,SC	8	\$34.00
Exc Award (06/30/2022)																	



Club Health Assessment for District 2 E2 through March 2025

INTERNATIONAL

Club Number	Club Name	Charter Date	Status	Membership							Reports					Finance	LCIF
				Current Member Count	YTD Members Added	YTD Members Dropped	YTD Net Growth	YTD Net Growth%	Member Count 12 Months Ago	Avg. length of service for dropped members	Months Since Last MMR ***	Yrs. Since Last Officer Report	President Rotation	Vice President Reported ****	Months Since Last Activity Report ***	Account Balance	Donations for current Fiscal Year
			Number of times on status quo within last two years	If below 15 members appears				If net loss is greater than 20% appears			If no report in 3 months appears	When more than one year appears in	Number of repeat terms	Notes the officers that do not have an active	If no report at 12 months appears in red		
957	WEATHERFORD NOON	12/13/1921	Active	94	9	15	-6	-6.00%	102	4	0			M,VP,SC	1		\$200.00
	Exc Award (06/30/2022, 06/30/2023)																
52132	WHITESBORO	11/01/1991	Active	13	0	0	0	0.00%	13		9		6	R	M,SC	14	
	Exc Award (06/30/2023)																

Clubs Cancelled Previous Fiscal Year – Clubs Cancelled within last 12 months may be reinstated

Club Number	Club Name	Charter Date	Current Status*	Cancellation Date
928	FORT WORTH SOUTHEAST	07/15/1952	Cancelled(6*)	01/29/2024
931	FORT WORTH SOUTHWEST	10/18/1960	Cancelled(6*)	01/29/2024

Current Total Clubs Count	YTD New Clubs Count	YTD Cancelled Clubs Count	YTD Net Club Gain	Current Total Members Count	YTD Add	YTD Drop	YTD Net Growth	YTD Net Growth %	Member Count 12 Months Ago	Average Member Count Per Club	% of Clubs with less than 20 members	% No MMR in 3 Months	% No Officer Report in 12 Months	% of Clubs with balance 90+ days	Number of Clubs in Status Quo	% Status Quo Clubs in Financial Suspension	Number of Cancelled Clubs	Average Cancelled Club Age	Members Lost Due to Cancellation	% of Clubs Cancelled for Non-Financial Reasons
52	0	1	-1	1,679	154	188	-34	-1.98%	1,758	32	37%	31%	4%	6%	0	0%	1	238	14	100%

* - P - Priority Club. Cancellation Reasons: 1-Objectives/conduct, 2-Non-active club, 5-Non-existing club, 6-Disbanding, 7-Merger, 8-Financial Suspension, 9-District/Multiple District Dues.

** - Abbreviation: P-President, S-Secretary, T-Treasurer, M-Member Chairperson, VP-First Vice President, MC-Communications Chairperson, SC-Service Chairperson

*** - Abbreviation: N/R - Never reported using the Lions Clubs website, N/A - Not applicable, No password registered for the Lions Clubs website.

**** - Abbreviation: N - New, IP - Immediate Past, R - Repeat.



Club Health Assessment for District 2 X1 through March 2025

Club Number	Club Name	Charter Date	Status	Membership							Reports					Finance	LCIF
				Current Member Count	YTD Members Added	YTD Members Dropped	YTD Net Growth	YTD Net Growth%	Member Count 12 Months Ago	Avg. length of service for dropped members	Months Since Last MMR ***	Yrs. Since Last Officer Report	President Rotation	Vice President Reported ****	Months Since Last Activity Report ***	Account Balance	Donations for current Fiscal Year
			Number of times on status quo within last two years	If below 15 members appears				If net loss is greater than 20% appears			If no report in 3 months appears	When more than one year appears in	Number of repeat terms	Notes the officers that do not have an active	If no report at 12 months appears in red		
Clubs less than two years old																	
155901	Collin Athena Alliance	09/18/2023	Active	47	6	2	4	9.30%	40	1	0		2	R	SC	0	
172757	Dallas Badhimalika	07/23/2024	Active	23	23	0	23	100.00%	0		0				M,VP,SC	8	90+ Days
178345	Dallas Everest Women's	10/31/2024	Active	41	41	0	41	100.00%	0		0				M,VP,SC	2	90+ Days
155166	Dallas Green	08/14/2023	Active	25	2	0	2	8.70%	24		1		2	R		0	
176944	Dallas Himalayan Sports	09/06/2024	Active	31	34	3	31	100.00%	0	0	0			N	SC	0	90+ Days
179630	Dallas Himalayan Womens	12/30/2024	Active	39	46	7	39	100.00%	0	0	0			N	M,SC	2	90+ Days
177618	DFW Cyber	09/10/2024	Active	41	42	1	41	100.00%	0	0	0			N	M	1	
156930	Grand Prairie Host Family	12/21/2023	Active	40	24	15	9	29.03%	38	2	1		2	R	M,SC	0	
156033	Irving (DFW) Independent Campus	09/26/2023	Active	30	4	0	4	15.38%	24		1			R	M,SC	2	
Clubs more than two years old																	
78425	ALLEN COMMUNITY Exc Award (06/30/2024)	03/09/2004	Active	11	0	5	-5	-31.25%	16	5	0		3	N	SC	0	
962	BALCH SPRINGS	01/08/1969	Active	9	0	0	0	0.00%	9		9		9		M,VP,SC	8	
42999	CARROLLTON EVENING Exc Award (06/30/2021)	09/19/1983	Active	21	0	0	0	0.00%	23		1			N	M	0	
963	CARROLLTON HOST	10/18/1934	Active	27	2	0	2	8.00%	25		4			N	SC	0	
42260	CEDAR HILL	02/10/1983	Active	24	3	0	3	14.29%	21		5		2	R	SC	5	
967	COMMERCE Exc Award (06/30/2021)	10/06/1925	Active	22	0	3	-3	-12.00%	26	15	2			N	SC	5	\$2,000.00
42630	COPPELL Exc Award (06/30/2016, 06/30/2017, 06/30/2021)	05/12/1983	Active	47	8	5	3	6.82%	45	4	0			N		0	\$9,298.52
43313	CRANDALL COMBINE	01/03/1984	Active	7	1	0	1	16.67%	6		5		2	R	M,SC	8	90+ Days
117832	DALLAS ACE	09/13/2012	Active	16	16	16	0	0.00%	12	7	0		None		P,T,M,VP,SC	7	90+ Days
141850	Dallas Bangladeshi Exc Award (06/30/2021)	06/24/2020	Active	12	0	0	0	0.00%	17		9			N	M,SC	8	90+ Days



Club Health Assessment for District 2 X1 through March 2025

Club Number	Club Name	Charter Date	Status	Membership							Reports					Finance	LCIF
				Current Member Count	YTD Members Added	YTD Members Dropped	YTD Net Growth	YTD Net Growth%	Member Count 12 Months Ago	Avg. length of service for dropped members	Months Since Last MMR ***	Yrs. Since Last Officer Report	President Rotation	Vice President Reported ****	Months Since Last Activity Report ***	Account Balance	Donations for current Fiscal Year
			Number of times on status quo within last two years	If below 15 members appears				If net loss is greater than 20% appears			If no report in 3 months appears	When more than one year appears in	Number of repeat terms	Notes the officers that do not have an active	If no report at 12 months appears in red		
147774	Dallas Buddha	08/10/2021	Active	45	18	2	16	55.17%	29	3	1			R	0		\$300.00
987	DALLAS DALCLIFF-WYNNEWOOD	02/29/1952	Active	18	1	2	-1	-5.26%	19	6	0		3	N SC	5		
67639	DALLAS EVEREST	04/08/2003	Active	129	29	3	26	25.24%	103	2	2			N	0		\$3,980.00
	Exc Award (06/30/2017, 06/30/2021, 06/30/2024)																
45991	DALLAS FILIPINO	04/28/1986	Active	22	6	3	3	15.79%	19	5	0			R M,SC	1		\$150.00
	Exc Award (06/30/2016, 06/30/2017, 06/30/2024)																
969	DALLAS FOUNDER	09/15/1916	Active	67	29	12	17	34.00%	49	1	0			N	0		\$1,105.00
	Exc Award (06/30/2023, 07/30/2017)																
129989	Dallas Frisco	02/14/2017	Active	12	2	4	-2	-14.29%	14	5	3		3	R SC	1		
153516	Dallas Health	03/14/2023	Active	19	0	3	-3	-13.64%	28	2	0		3	R T,M,SC	8		\$20.00
44410	DALLAS INDIAN	12/31/1984	Active	46	6	4	2	4.55%	44	2	3			N M,SC	2		
	Exc Award (06/30/2016, 06/30/2024)																
151835	Dallas Lumbini	08/31/2022	Active	24	3	1	2	9.09%	22	2	5			M,VP,SC	4		
130010	Dallas North Indo Centennial	02/01/2017	Active	31	1	1	0	0.00%	34	2	0			R	0		
980	DALLAS OAK CLIFF	04/01/1929	Active	84	13	10	3	3.70%	82	22	0			N T,SC	7		\$900.00
	Exc Award (06/30/2022)																
982	DALLAS PARK CITIES	01/17/1929	Active	19	0	0	0	0.00%	19		10		3	VP,SC	0		
	Exc Award (06/30/2021)																
143313	Dallas Pokhara	11/16/2020	Active	28	3	2	1	3.70%	27	4	0			N	0		\$50.00
984	DALLAS SOUTH	06/22/1970	Active	9	0	0	0	0.00%	9		11		4	R S,M,VP,SC	0		
	Exc Award (06/30/2017)																
990	DALLAS TRINITY INDUSTRIAL	05/02/1951	Active	19	5	2	3	18.75%	16	2	0			N M,SC	7		\$6,576.83
	Exc Award (06/30/2022, 06/30/2023, 06/30/2024)																
986	DALLAS WHITE ROCK	02/19/1951	Active	14	1	3	-2	-12.50%	17	26	0		2	N M,SC	0		\$32.00
90223	DALLAS WOMEN'S	11/23/2005	Active(1)	3	0	0	0	0.00%	3		10		3	R M,SC	8	90+ Days	
	Exc Award (06/30/2021)																
993	DE SOTO	09/19/1949	Active	26	7	6	1	4.00%	25	9	0		9	R	0		\$300.00



Club Health Assessment for District 2 X1 through March 2025

			Status	Membership							Reports					Finance		LCIF
Club Number	Club Name	Charter Date		Current Member Count	YTD Members Added	YTD Members Dropped	YTD Net Growth	YTD Net Growth%	Member Count 12 Months Ago	Avg. length of service for dropped members	Months Since Last MMR ***	Yrs. Since Last Officer Report	President Rotation	Vice President Reported ****	Months Since Last Activity Report ***	Account Balance	Donations for current Fiscal Year	
			Number of times on status quo within last two years	If below 15 members appears					If net loss is greater than 20% appears			If no report in 3 months appears in	When more than one year appears in	Number of repeat terms	Notes the officers that do not have appears in an active	If no report at 12 months red		
Exc Award (06/30/2017, 06/30/2022, 06/30/2023)																		
995	DUNCANVILLE NOON	08/02/1971	Active	61	10	4	6	10.91%	58	23	1			N	0		\$1,050.00	
Exc Award (06/30/2018)																		
996	ENNIS HOST	03/05/1921	Active	45	4	13	-9	-16.67%	59	18	1		2	N	SC	5		
49668	FERRIS	06/30/1989	Active	5	1	2	-1	-16.67%	6	2	2		3	R	M,SC	3		
Exc Award (06/30/2023)																		
34931	FORNEY	01/17/1978	Active	30	2	1	1	3.45%	31	3	2		2	R		8	\$100.00	
1001	GARLAND EVENING	09/04/1958	Active	6	0	0	0	0.00%	6		11			IP		0	\$100.00	
Exc Award (06/30/2023)																		
1003	GRAND PRAIRIE HOST	08/10/1942	Active	75	7	20	-13	-14.77%	88	3	0			N		0	\$2,176.00	
Exc Award (06/30/2017, 06/30/2020, 06/30/2023)																		
1005	GREENVILLE	07/02/1921	Active	24	2	0	2	9.09%	22		5			N	SC	1	\$500.00	
58413	IRVING DFW INDIAN	06/13/1996	Active	52	8	3	5	10.64%	47	12	0		2	R		2	\$144.00	
Exc Award (06/30/2017, 06/30/2018, 06/30/2023)																		
134371	Irving Everest Centennial	04/18/2018	Active	56	16	6	10	21.74%	47	1	0			N		0	\$1,205.00	
Exc Award (06/30/2021, 06/30/2023, 06/30/2024)																		
1008	IRVING NOON DAY	07/31/1957	Active	22	0	0	0	0.00%	23		6		7	R	S,M,SC	8	90+ Days	
Exc Award (06/30/2017, 06/30/2018)																		
96739	ITALY	03/27/2006	Active	5	1	4	-3	-37.50%	8	3	0		11	N	M,VP,SC	0		
Exc Award (06/30/2022)																		
1011	KAUFMAN	07/17/1928	Active	110	25	16	9	8.91%	101	3	0			N		1	\$1,150.00	
Exc Award (06/30/2020, 06/30/2024)																		
135184	Lancaster New Centennial	06/25/2018	Active	52	2	0	2	4.00%	48		5		2	R	SC	2		
Exc Award (06/30/2024)																		
1014	MABANK CEDAR CREEK AREA	02/12/1970	Active	29	4	0	4	16.00%	25		0		4	N	SC	0	\$10,705.00	
Exc Award (06/30/2021, 06/30/2023, 06/30/2024)																		
84344	MAYPEARL	10/19/2004	Active	27	0	2	-2	-6.90%	33	1	3		3	N	SC	5		
Exc Award (06/30/2023)																		




Club Health Assessment for District 2 X1 through March 2025

			Status	Membership								Reports					Finance		LCIF
Club Number	Club Name	Charter Date		Current Member Count	YTD Members Added	YTD Members Dropped	YTD Net Growth	YTD Net Growth%	Member Count 12 Months Ago	Avg. length of service for dropped members	Months Since Last MMR ***	Yrs. Since Last Officer Report	President Rotation	Vice President Reported ****	Months Since Last Activity Report ***	Account Balance	Donations for current Fiscal Year		
			Number of times on status quo within last two years	If below 15 members appears				If net loss is greater than 20% appears			If no report in 3 months appears in	When more than one year appears in	Number of repeat terms	Notes the officers that do not have an active	If no report at 12 months appears in red				
1015	MESQUITE HOST	12/20/1939	Active	6	0	2	-2	-25.00%	8	2	2			M,VP,SC	5				
1017	MIDLOTHIAN	04/23/1946	Active	50	9	4	5	11.11%	42	14	1			N	0		\$825.00		
	Exc Award (06/30/2021, 06/30/2023, 06/30/20																		
136456	Plano Collin Nepalese	10/18/2018	Active	55	2	1	1	1.85%	54	6	3			N	0				
33920	PLANO EARLY	05/23/1977	Active	38	5	4	1	2.70%	37	23	0			N	0		\$1,659.00		
	Exc Award (06/30/2021)																		
62193	PLANO EVENING	06/28/1999	Active	2	0	0	0	0.00%	2		7		8	M,VP,SC	4				
1023	RED OAK	10/03/1949	Active	20	4	1	3	17.65%	17	0	0		2	R	2	90+ Days	\$60.00		
1024	RICHARDSON HOST	08/22/1957	Active	21	2	1	1	5.00%	20	31	5		3	R	0				
	Exc Award (06/30/2021, 06/30/2023)																		
111389	RICHARDSON MIDDAY	06/16/2011	Active	23	1	0	1	4.55%	20		4			N	0		\$1,150.00		
	Exc Award (06/30/2017, 06/30/2018, 06/30/20																		
1026	ROCKWALL	05/10/1951	Active	18	0	0	0	0.00%	18		11			N	4				
1027	ROWLETT	04/04/1966	Active	17	3	0	3	21.43%	15		1		6	R	3				
101007	ROYSE CITY	01/24/2008	Active	9	0	3	-3	-25.00%	6	1	2		4	N	2				
	Exc Award (06/30/2017, 06/30/2018, 06/30/20																		
37755	SACHSE	12/06/1979	Active	22	2	3	-1	-4.35%	24	7	0			N	0		\$175.00		
	Exc Award (06/30/2022, 06/30/2023, 06/30/20																		
68650	SEAGOVILLE SUNSET	04/17/2003	Active	20	0	0	0	0.00%	19		10		12	R	1		\$50.00		
	Exc Award (06/30/2017)																		
1029	TERRELL	02/28/1921	Active	24	20	28	-8	-25.00%	32	8	3			N	1				
118089	UTD INFINITY	10/29/2012	Active	12	10	8	2	20.00%	10	1	6		None	P,T,M,VP,SC	5	90+ Days			
1032	WAXAHACHIE	02/03/1925	Active	66	5	9	-4	-5.71%	74	17	0			N	4		\$100.00		
103714	WYLIE EVENING	10/02/2008	Active	3	0	6	-6	-66.67%	9	8	3		3	M,VP,SC	3		\$45.00		
	Exc Award (06/30/2023)																		



Club Health Assessment for District 2 X1 through March 2025

			Status	Membership							Reports					Finance	LCIF
Club Number	Club Name	Charter Date		Current Member Count	YTD Members Added	YTD Members Dropped	YTD Net Growth	YTD Net Growth%	Member Count 12 Months Ago	Avg. length of service for dropped members	Months Since Last MMR ***	Yrs. Since Last Officer Report	President Rotation	Vice President Reported ****	Months Since Last Activity Report ***	Account Balance	Donations for current Fiscal Year
			Number of times on status quo within last two years	If below 15 members appears				If net loss is greater than 20% appears			If no report in 3 months appears in	When more than one year appears in	Number of repeat terms	Notes the officers that do not have an active	If no report at 12 months appears in red		

Clubs Cancelled Previous Fiscal Year – Clubs Cancelled within last 12 months may be reinstated

Club Number	Club Name	Charter Date	Current Status*	Cancellation Date
150592	Fate	04/26/2022	Cancelled(8*)	06/29/2024

Current Total Clubs Count	YTD New Clubs Count	YTD Cancelled Clubs Count	YTD Net Club Gain	Current Total Members Count	YTD Add	YTD Drop	YTD Net Growth	YTD Net Growth %	Member Count 12 Months Ago	Average Member Count Per Club	% of Clubs with less than 20 members	% No MMR in 3 Months	% No Officer Report in 12 Months	% of Clubs with balance 90+ days	Number of Clubs in Status Quo	% Status Quo Clubs in Financial Suspension	Number of Cancelled Clubs	Average Cancelled Club Age	Members Lost Due to Cancellation	% of Clubs Cancelled for Non-Financial Reasons
69	5	0	5	2,133	521	256	265	14.19%	1,894	31	33%	36%	0%	16%	0	0%	0	0	0	0%

* - P - Priority Club. Cancellation Reasons: 1-Objectives/conduct, 2-Non-active club, 5-Non-existing club, 6-Disbanding, 7-Merger, 8-Financial Suspension, 9-District/Multiple District Dues.

** - Abbreviation: P-President, S-Secretary, T-Treasurer, M-Member Chairperson, VP-First Vice President, MC-Communications Chairperson, SC-Service Chairperson

*** - Abbreviation: N/R - Never reported using the Lions Clubs website, N/A - Not applicable, No password registered for the Lions Clubs website.

**** - Abbreviation: N - New, IP - Immediate Past, R - Repeat.



Club Health Assessment for District 2 X2 through March 2025

			Status	Membership							Reports					Finance		LCIF
Club Number	Club Name	Charter Date		Current Member Count	YTD Members Added	YTD Members Dropped	YTD Net Growth	YTD Net Growth%	Member Count 12 Months Ago	Avg. length of service for dropped members	Months Since Last MMR ***	Yrs. Since Last Officer Report	President Rotation	Vice President Reported ****	Months Since Last Activity Report ***	Account Balance	Donations for current Fiscal Year	
			Number of times on status quo within last two years	If below 15 members appears				If net loss is greater than 20% appears			If no report in 3 months appears in	When more than one year appears in	Number of repeat terms		Notes the officers that do not have an active	If no report at 12 months appears in red		
Clubs less than two years old																		
154872	Avinger Area	06/20/2023	Active	21	0	0	0	0.00%	27		8			N	M,VP,SC	2		\$65.00
156611	Diana	11/13/2023	Active	14	0	14	-14	-50.00%	28	1	2		2	R	SC	N/A		\$30.00
Clubs more than two years old																		
1035	ATLANTA	05/30/1940	Active	59	22	12	10	20.41%	49	5	0		4		M,VP,SC	5		\$53.00
Exc Award (06/30/2023)																		
126191	Big Sandy Area	11/17/2015	Active	33	4	5	-1	-2.94%	43	4	0			N		0		\$55.00
Exc Award (06/30/2017, 06/30/2018, 06/30/2024)																		
1039	BONHAM	08/14/1939	Active	12	1	1	0	0.00%	12	1	2		2	N	M,SC	12		\$225.00
Exc Award (06/30/2021, 06/30/2024)																		
1040	CANTON	02/26/1932	Active	85	3	3	0	0.00%	84	14	1			N		20		\$1,348.00
1042	DAINGERFIELD	04/25/1944	Active	11	0	1	-1	-8.33%	12	30	3			N	M	17		\$40.00
1047	EMORY	05/14/1941	Active	12	0	0	0	0.00%	10		10		13		T,M,VP,SC	10		\$30.00
1048	GILMER	10/13/1953	Active	26	10	8	2	8.33%	24	2	3			N	M,SC	2	90+ Days	\$50.00
Exc Award (06/30/2022)																		
1049	GLADEWATER	09/09/1931	Active	15	0	3	-3	-16.67%	18	4	7		2	N	S,SC	6		\$58.43
1050	GRAND SALINE	10/16/1931	Active(2)	6	0	1	-1	-14.29%	7	52	7		12		M,VP	24+		\$30.00
1052	HALLSVILLE	04/05/1946	Active	36	2	2	0	0.00%	36	3	4		2	N	SC	3		\$7,438.50
Exc Award (06/30/2021, 06/30/2022)																		
1375	HENDERSON	01/09/1924	Active	42	4	1	3	7.69%	39	0	7			R	P	7		\$208.00
Exc Award (06/30/2024)																		
1056	JEFFERSON	04/08/1946	Active	21	2	5	-3	-12.50%	30	21	2			R	S,M	12		\$50.00
Exc Award (06/30/2022)																		
1057	JUDSON	05/05/1955	Active	48	9	3	6	14.29%	47	3	1			N		1		\$40.00
Exc Award (06/30/2017, 06/30/2020, 06/30/2024)																		
1059	KILGORE	04/09/1931	Active	53	3	6	-3	-5.36%	53	11	0			R		1		\$30.00
1063	LINDEN	04/16/1946	Active	32	5	9	-4	-11.11%	35	6	0			N	T,M,SC	9		\$679.00
Exc Award (06/30/2021, 06/30/2024)																		



Club Health Assessment for District 2 X2 through March 2025

			Status	Membership							Reports					Finance	LCIF
Club Number	Club Name	Charter Date		Current Member Count	YTD Members Added	YTD Members Dropped	YTD Net Growth	YTD Net Growth%	Member Count 12 Months Ago	Avg. length of service for dropped members	Months Since Last MMR ***	Yrs. Since Last Officer Report	President Rotation	Vice President Reported ****	Months Since Last Activity Report ***	Account Balance	Donations for current Fiscal Year
			Number of times on status quo within last two years	If below 15 members appears				If net loss is greater than 20% appears			If no report in 3 months appears in	When more than one year appears in	Number of repeat terms	Notes the officers that do not have an active	If no report at 12 months appears in red		
1064	LONGVIEW	05/18/1928	Active(1)	14	2	1	1	7.69%	13	19	3			N	3		\$256.00
	Exc Award (06/30/2017, 06/30/2020, 06/30/2024)																
1066	MARSHALL	04/05/1938	Active	48	12	6	6	14.29%	40	7	0			N	0		\$380.00
	Exc Award (06/30/2024)																
1070	MT PLEASANT	09/14/1948	Active	84	8	3	5	6.33%	76	6	0			N	1		\$1,188.00
	Exc Award (06/30/2018, 06/30/2021, 06/30/2024)																
1073	NEW BOSTON	04/05/1940	Active	16	4	5	-1	-5.88%	17	2	0		13	M,VP,SC	24+		\$30.00
1074	NEW BOSTON EVENING	02/11/1965	Active	11	0	0	0	0.00%	11		21	1	None	P,S,T,M,VP SC	24+	90+ Days	\$30.00
95183	ORE CITY	02/02/2006	Active	28	2	0	2	7.69%	23		0		None	P,T,M,VP,SC	13	90+ Days	\$535.00
1076	PARIS FOUNDERS	05/08/1921	Active(3)	9	0	0	0	0.00%	15		9		2	M,VP,SC	24+	90+ Days	\$30.00
1078	PITTSBURG	02/13/1954	Active	21	1	7	-6	-22.22%	27	14	1			S,VP,SC	3		\$30.00
	Exc Award (06/30/2023)																
33198	QUITMAN	01/24/1977	Active(1)	11	0	2	-2	-15.38%	13	17	3		23	R P,S,T,M,VP SC	10	90+ Days	\$30.00
1081	SULPHUR SPRINGS	09/13/1937	Active	24	3	0	3	14.29%	23		4			N SC	15		\$342.00
1414	TATUM	04/09/1953	Active	23	1	5	-4	-14.81%	26	8	1			N M	11	90+ Days	\$30.00
1084	TYLER	08/27/1931	Active	35	1	10	-9	-20.45%	46	19	1			N	0		\$158.00
	Exc Award (06/30/2021, 06/30/2022, 06/30/2024)																
98960	WASKOM	04/03/2007	Active	37	7	4	3	8.82%	35	3	0		2	R P,SC	11		\$1,163.00
	Exc Award (06/30/2024)																
1087	WHITE OAK	11/19/1953	Active	9	3	7	-4	-30.77%	13	19	2		None	P,T,M,VP,SC	8		\$30.00
1088	WINNSBORO	03/24/1949	Active	10	1	0	1	11.11%	9		0		6	R M,SC	3		\$30.00
52008	YANTIS LAKE FORK	09/17/1991	Active	15	2	0	2	15.38%	14		7		6	M,VP,SC	14	90+ Days	\$30.00

Clubs Cancelled Previous Fiscal Year – Clubs Cancelled within last 12 months may be reinstated

Club Number	Club Name	Charter Date	Current Status*	Cancellation Date
140111	Harrison County Hispanic	11/05/2019	Cancelled(8*)	10/29/2023
139391	Tatum Ladies	08/15/2019	Cancelled(7*)	09/29/2023



Club Health Assessment for District 2 X2 through March 2025

Club Number			Club Name			Charter Date			Status	Membership						Reports					Finance		LCIF	
										Current Member Count	YTD Members Added	YTD Members Dropped	YTD Net Growth	YTD Net Growth%	Member Count 12 Months Ago	Avg. length of service for dropped members	Months Since Last MMR ***	Yrs. Since Last Officer Report	President Rotation	Vice President Reported ****	Months Since Last Activity Report ***	Account Balance	Donations for current Fiscal Year	
									Number of times on status quo within last two years	If below 15 members appears			If net loss is greater than 20% appears			If no report in 3 months appears in		When more than one year appears in	Number of repeat terms	Notes the officers that do not have an active		If no report at 12 months appears in red		
Current Total Clubs Count	YTD New Clubs Count	YTD Cancelled Clubs Count	YTD Net Club Gain	Current Total Members Count	YTD Add	YTD Drop	YTD Net Growth	YTD Net Growth %	Member Count 12 Months Ago	Average Member Count Per Club	% of Clubs with less than 20 members	% No MMR in 3 Months	% No Officer Report in 12 Months	% of Clubs with balance 90+ days	Number of Clubs in Status Quo	% Status Quo Clubs in Financial Suspension	Number of Cancelled Clubs	Average Cancelled Club Age	Members Lost Due to Cancellation	% of Clubs Cancelled for Non-Financial Reasons				
33	0	0	0	921	112	124	-12	-1.29%	955	28	42%	42%	3%	21%	0	0%	0	0	0	0%				

* - P - Priority Club. Cancellation Reasons: 1-Objectives/conduct, 2-Non-active club, 5-Non-existing club, 6-Disbanding, 7-Merger, 8-Financial Suspension, 9-District/Multiple District Dues.

** - Abbreviation: P-President, S-Secretary, T-Treasurer, M-Member Chairperson, VP-First Vice President, MC-Communications Chairperson, SC-Service Chairperson

*** - Abbreviation: N/R - Never reported using the Lions Clubs website, N/A - Not applicable, No password registered for the Lions Clubs website.

**** - Abbreviation: N - New, IP - Immediate Past, R - Repeat.



Club Health Assessment for District 2 X3 through March 2025

			Status	Membership							Reports					Finance	LCIF
Club Number	Club Name	Charter Date		Current Member Count	YTD Members Added	YTD Members Dropped	YTD Net Growth	YTD Net Growth%	Member Count 12 Months Ago	Avg. length of service for dropped members	Months Since Last MMR ***	Yrs. Since Last Officer Report	President Rotation	Vice President Reported ****	Months Since Last Activity Report ***	Account Balance	Donations for current Fiscal Year
			Number of times on status quo within last two years	If below 15 members appears	If net loss is greater than 20% appears					If no report in 3 months appears in	When more than one year appears in	Number of repeat terms	Notes the officers that do not have an active	If no report at 12 months appears in red			
Clubs less than two years old																	
179433	Bellmead-Lacy Lakeview	11/06/2024	Active	18	25	7	18	100.00%	0	1	0			M,VP,SC	1	90+ Days	
156068	Hill County Evening	09/28/2023	Active	18	6	7	-1	-5.26%	27	2	2		2	M,VP,SC	8		
180771	Hill County Lake Whitney	02/06/2025	Newly Chartered	20	20	0	20	100.00%	0		1			M,VP	1		
155967	Mart Area	09/07/2023	Active	11	3	7	-4	-26.67%	21	1	2		2	N M,SC	3		
Clubs more than two years old																	
1092	BELTON	04/15/1938	Active	38	3	6	-3	-7.32%	42	2	0			N	3		\$82.00
Exc Award (06/30/2023, 06/30/2024)																	
1094	BLOOMING GROVE	09/26/1949	Active	10	1	3	-2	-16.67%	16	24	4		2	R P,M,SC	3		
52053	BUFFALO	10/04/1991	Active	17	3	3	0	0.00%	21	10	1			N SC	7		\$234.00
Exc Award (06/30/2023)																	
1099	CLIFTON	03/14/1929	Active	52	6	8	-2	-3.70%	56	8	1		2	M,VP,SC	3		\$108.00
Exc Award (06/30/2021, 06/30/2023)																	
1101	COPPERAS COVE	01/28/1946	Active(1)	14	2	2	0	0.00%	14	7	3		2	R M,SC	17	90+ Days	
Exc Award (06/30/2024)																	
1102	CORSICANA	07/03/1918	Active	33	3	3	0	0.00%	32	3	1			N VP,SC	3		\$66.00
1104	CROCKETT	08/22/1923	Active	43	9	3	6	16.22%	34	32	0		2	R M,SC	0		\$74.00
1105	DAWSON	05/10/1940	Active(3)	16	0	0	0	0.00%	16		8		2	R M,SC	24+	90+ Days	
1108	FAIRFIELD	05/02/1953	Active	16	0	2	-2	-11.11%	18	26	4		5	R M,VP,SC	24+		\$36.00
1110	GATESVILLE	04/11/1935	Active	52	2	7	-5	-8.77%	58	4	0			N SC	3		\$114.00
Exc Award (06/30/2021)																	
48525	GRAPELAND NOON	05/10/1988	Active	47	1	18	-17	-26.56%	62	6	1			N SC	1		\$428.00
Exc Award (06/30/2019, 06/30/2024)																	
141406	Greater Athens Area	04/09/2020	Active	9	0	1	-1	-10.00%	11	2	4			N M,SC	4	90+ Days	\$20.00
1112	GROESBECK	08/23/1923	Active(1)	46	0	3	-3	-6.12%	49	2	2			N M	7		\$198.00
Exc Award (06/30/2016)																	
1113	HAMILTON	01/26/1943	Active	33	1	4	-3	-8.33%	39	21	0			N M,SC	4		\$72.00



Club Health Assessment for District 2 X3 through March 2025

			Status	Membership							Reports					Finance	LCIF
Club Number	Club Name	Charter Date		Current Member Count	YTD Members Added	YTD Members Dropped	YTD Net Growth	YTD Net Growth%	Member Count 12 Months Ago	Avg. length of service for dropped members	Months Since Last MMR ***	Yrs. Since Last Officer Report	President Rotation	Vice President Reported ****	Months Since Last Activity Report ***	Account Balance	Donations for current Fiscal Year
			Number of times on status quo within last two years	If below 15 members appears	If net loss is greater than 20% appears					If no report in 3 months appears in		When more than one year appears in	Number of repeat terms	Notes the officers that do not have an active	If no report at 12 months appears in red		
103994	HARKER HEIGHTS	11/19/2008	Active	13	0	5	-5	-27.78%	18	3	2		2	P,VP,SC	2		\$36.00
Exc Award (06/30/2022, 06/30/2024)																	
40844	HEWITT	02/08/1982	Active(1)	18	0	2	-2	-10.00%	22	13	0			N	0		
Exc Award (06/30/2018)																	
1114	HILLSBORO	11/21/1921	Active	54	10	4	6	12.50%	49	4	0			N	SC	0	\$96.00
Exc Award (06/30/2018, 06/30/2022)																	
1115	HUBBARD	03/28/1929	Active	17	0	1	-1	-5.56%	17	49	1		11	R	M,SC	5	\$36.00
1118	KENNARD	06/18/1973	Active	9	0	1	-1	-10.00%	10	11	5		None	R	P,M,VP,SC	24+	\$20.00
1120	KILLEEN EVENING	11/11/1964	Active	19	1	0	1	5.56%	19		5			N	SC	0	\$470.00
Exc Award (06/30/2016, 06/30/2018, 06/30/2020)																	
121362	Killeen Ladies	02/11/2014	Active(1)	5	0	1	-1	-16.67%	6	9	6		2		M,VP,SC	3	\$12.00
1119	KILLEEN NOON	05/24/1950	Active	52	4	0	4	8.33%	50		4			N		2	\$116.00
49757	KOSSE	07/05/1989	Active	18	0	0	0	0.00%	15		6			R	SC	9	
77837	LAMPASAS	11/28/2003	Active	13	0	1	-1	-7.14%	14	21	1				M,VP,SC	8	\$28.00
1122	LOMETA	03/16/1945	Active(2)	19	0	6	-6	-24.00%	24	9	5		2	N	M,SC	24+	
1126	MARLIN	05/10/1935	Active(1)	15	0	7	-7	-31.82%	22	12	7		2	R	SC	24+	90+ Days \$44.00
1128	MC GREGOR	05/22/1952	Active(1)	22	6	3	3	15.79%	23	18	1		2	R	M,SC	13	\$38.00
153113	McLennan County Lake Waco	12/12/2022	Active(3)	16	2	13	-11	-40.74%	21	2	0			IP	T,SC	N/R	90+ Days \$3,598.08
1129	MERIDIAN	06/04/1956	Active(1)	8	2	0	2	33.33%	6		7		2		VP,SC	3	\$12.00
1130	MEXIA	11/05/1921	Active	22	1	0	1	4.76%	22		0			N	M,SC	24+	\$42.00
134337	Nolanville Lions Clubs	04/30/2018	Active	18	5	6	-1	-5.26%	19	4	3		2	R	M,SC	9	
1132	OGLESBY	11/10/1949	Active(1)	31	5	1	4	14.81%	27	0	0			N	M,SC	24+	\$54.00
1133	PALESTINE	07/06/1923	Active	36	12	6	6	20.00%	29	7	0			N		5	
1134	PALESTINE EVENING	10/24/1968	Active	8	0	0	0	0.00%	8		8		3		M,VP,SC	24+	\$32.00
134105	Piney Woods	03/19/2018	Active	31	5	6	-1	-3.13%	34	2	0		2	R	M	0	\$164.00
1135	RIESEL	03/11/1947	Active(1)	22	1	3	-2	-8.33%	26	3	2			N	M,SC	6	



Club Health Assessment for District 2 X3 through March 2025

			Status	Membership							Reports					Finance		LCIF
Club Number	Club Name	Charter Date		Current Member Count	YTD Members Added	YTD Members Dropped	YTD Net Growth	YTD Net Growth%	Member Count 12 Months Ago	Avg. length of service for dropped members	Months Since Last MMR ***	Yrs. Since Last Officer Report	President Rotation	Vice President Reported ****	Months Since Last Activity Report ***	Account Balance	Donations for current Fiscal Year	
			Number of times on status quo within last two years	If below 15 members appears				If net loss is greater than 20% appears			If no report in 3 months appears in	When more than one year appears in	Number of repeat terms	Notes the officers that do not have an active	If no report at 12 months appears in red			
1136	ROBINSON	06/16/1964	Active	5	0	0	0	0.00%	5		5		19	R	P,M,VP,SC	5	\$10.00	
122293	Robinson Area	05/27/2014	Active	25	8	23	-15	-37.50%	25	0	3				S,VP	0	\$80.00	
Exc Award (06/30/2016, 06/30/2022, 06/30/20																		
123172	Rosebud-Lott Area	09/22/2014	Active	11	0	0	0	0.00%	11		1		9	R		0	\$44.00	
30547	SALADO	04/11/1975	Active	58	0	2	-2	-3.33%	66	17	0			N	M,SC	5	\$120.00	
53343	TEMPLE BREAKFAST	06/23/1992	Active	27	2	3	-1	-3.57%	28	4	2		2	N	M	1	\$150.00	
1138	TEMPLE FOUNDER	06/21/1917	Active	117	8	10	-2	-1.68%	113	21	0			N	T	1	\$1,238.00	
Exc Award (06/30/2022)																		
124895	Temple-Belton Ladies	05/19/2015	Active	14	3	2	1	7.69%	16	5	2			N	M	4	\$724.00	
Exc Award (06/30/2020, 06/30/2021, 06/30/20																		
41952	VALLEY MILLS	11/15/1982	Active(1)	14	0	0	0	0.00%	14		12		12	R	S,M,SC	6		
1141	WACO FOUNDER, INC.	07/19/1916	Active	67	6	4	2	3.08%	65	11	0			N	SC	1	\$130.00	
120955	Waco Women's	12/13/2013	Active	20	7	4	3	17.65%	17	19	0			N	M,SC	0	\$34.00	
Exc Award (06/30/2016, 06/30/2023)																		
1145	WHITNEY	06/29/1931	Active(2)	19	26	19	7	58.33%	12	12	1		None		P,S,T,M,VP SC	5		

Clubs Cancelled Previous Fiscal Year – Clubs Cancelled within last 12 months may be reinstated

Club Number	Club Name	Charter Date	Current Status*	Cancellation Date
123700	China Spring-Bosqueville Area	11/25/2014	Cancelled(6*)	06/29/2024
84726	WACO HEART OF TEXAS	01/20/2005	Cancelled(8*)	08/29/2023

Current Total Clubs Count	YTD New Clubs Count	YTD Cancelled Clubs Count	YTD Net Club Gain	Current Total Members Count	YTD Add	YTD Drop	YTD Net Growth	YTD Net Growth %	Member Count 12 Months Ago	Average Member Count Per Club	% of Clubs with less than 20 members	% No MMR in 3 Months	% No Officer Report in 12 Months	% of Clubs with balance 90+ days	Number of Clubs in Status Quo	% Status Quo Clubs in Financial Suspension	Number of Cancelled Clubs	Average Cancelled Club Age	Members Lost Due to Cancellation	% of Clubs Cancelled for Non-Financial Reasons
51	2	0	2	1,336	199	217	-18	-1.33%	1,369	26	55%	35%	0%	14%	0	0%	0	0	0	0%



Club Health Assessment for District 2 X3 through March 2025

			Status	Membership							Reports					Finance	LCIF
Club Number	Club Name	Charter Date		Current Member Count	YTD Members Added	YTD Members Dropped	YTD Net Growth	YTD Net Growth%	Member Count 12 Months Ago	Avg. length of service for dropped members	Months Since Last MMR ***	Yrs. Since Last Officer Report	President Rotation	Vice President Reported ****	Months Since Last Activity Report ***	Account Balance	Donations for current Fiscal Year
			Number of times on status quo within last two years	If below 15 members appears				If net loss is greater than 20% appears			If no report in 3 months appears in	When more than one year appears in	Number of repeat terms	Notes the officers that do not have an active	If no report at 12 months appears in red		

* - P - Priority Club. Cancellation Reasons: 1-Objectives/conduct, 2-Non-active club, 5-Non-existing club, 6-Disbanding, 7-Merger, 8-Financial Suspension, 9-District/Multiple District Dues.
** - Abbreviation: P-President, S-Secretary, T-Treasurer, M-Member Chairperson, VP-First Vice President, MC-Communications Chairperson, SC-Service Chairperson
*** - Abbreviation: N/R - Never reported using the Lions Clubs website, N/A - Not applicable, No password registered for the Lions Clubs website.
**** - Abbreviation: N - New, IP - Immediate Past, R - Repeat.




Club Health Assessment for District 2 A1 through March 2025

			Status	Membership							Reports					Finance		LCIF
Club Number	Club Name	Charter Date		Current Member Count	YTD Members Added	YTD Members Dropped	YTD Net Growth	YTD Net Growth%	Member Count 12 Months Ago	Avg. length of service for dropped members	Months Since Last MMR ***	Yrs. Since Last Officer Report	President Rotation	Vice President Reported ****	Months Since Last Activity Report ***	Account Balance	Donations for current Fiscal Year	
			Number of times on status quo within last two years	If below 15 members appears				If net loss is greater than 20% appears			If no report in 3 months appears in	When more than one year appears in	Number of repeat terms	Notes the officers that do not have an active	If no report at 12 months appears in red			
Clubs more than two years old																		
1147	BALLINGER	08/16/1928	Active	42	7	1	6	16.67%	41	1	0		2	M,VP,SC	0			
31849	BALLINGER BREAKFAST	03/24/1976	Active	6	0	0	0	0.00%	6		11		18	M,VP,SC	24+			
1148	BANGS	12/04/1944	Cancelled(8*)	0	0	7	-7	-100.00%	7	15	3	1	None	P,S,T,M,VP SC	24+	90+ Days		
130483	Big Spring Centennial	03/17/2017	Active	9	0	1	-1	-10.00%	12	5	8			N	M,SC	2		
33071	BLANKET	12/21/1976	Active	10	0	0	0	0.00%	11		12		12	R	P,M,VP,SC	24+		
1154	BRONTE EVENING	05/19/1966	Active	8	0	0	0	0.00%	8		9		6	R	S,M,VP,SC	24+		
1157	COAHOMA	09/28/1955	Active	20	1	3	-2	-9.09%	22	4	6		9	R	M,SC	24+		
1159	COLEMAN EVENING	03/19/1968	Active	19	2	6	-4	-17.39%	22	9	3		None	N	P,M,SC	5		
1160	COLORADO CITY	07/17/1922	Active	31	3	1	2	6.90%	26	59	6			N	SC	0	\$152.00	
Exc Award (06/30/2024)																		
104952	CONCHO COUNTY	03/10/2009	Active(1)	9	0	0	0	0.00%	9		15	1	None	P,S,T,M,VP SC	24+	90+ Days		
1164	ELDORADO	05/18/1928	Active	12	0	0	0	0.00%	12		11			N	M,SC	10		
32189	GARDEN CITY	05/11/1976	Active	9	0	3	-3	-25.00%	12	34	0		3		P,M,VP,SC	N/R		
1165	GOLDTHWAITE	05/13/1929	Active(1)	14	0	0	0	0.00%	18		5				M,VP,SC	16		
1167	JUNCTION	01/25/1945	Active	10	0	2	-2	-16.67%	12	11	1		None	P,T,M,VP,SC	21	90+ Days		
1169	KINGSLAND	01/19/1961	Active	47	0	9	-9	-16.07%	66	11	0				M,VP,SC	12	\$50.00	
39022	LAKE BROWNWOOD L C	11/17/1980	Cancelled(6*)	0	0	4	-4	-100.00%	4	12	4		None	P,S,T,M,VP SC	24+			
1170	LLANO	04/01/1935	Active	45	1	7	-6	-11.76%	49	24	3				T,M,VP,SC	24+		
1173	MASON	02/10/1942	Active	57	5	4	1	1.79%	56	11	2				M,VP,SC	24+		
41655	MERTZON IRION COUNTY	06/29/1982	Active	11	0	0	0	0.00%	10		9		10		T,M,VP,SC	N/R		
1175	MIDLAND DOWNTOWN	04/09/1928	Active	26	0	5	-5	-16.13%	31	31	0				M,VP,SC	0	\$60.00	
42512	MIDLAND NORTHSIDE	04/26/1983	Active	20	3	1	2	11.11%	18	3	0		2	N	M,SC	0	\$100.00	
1180	MIDLAND TALL CITY	11/30/1971	Active	8	0	2	-2	-20.00%	10	1	2		4		S,M,VP,SC	5		
1181	MIDLAND WEST SIDE	12/10/1953	Active	47	1	3	-2	-4.08%	53	16	3		2	R	SC	2	\$540.00	



Club Health Assessment for District 2 A1 through March 2025

			Status	Membership							Reports					Finance		LCIF
Club Number	Club Name	Charter Date		Current Member Count	YTD Members Added	YTD Members Dropped	YTD Net Growth	YTD Net Growth%	Member Count 12 Months Ago	Avg. length of service for dropped members	Months Since Last MMR ***	Yrs. Since Last Officer Report	President Rotation	Vice President Reported ****	Months Since Last Activity Report ***	Account Balance	Donations for current Fiscal Year	
			Number of times on status quo within last two years	If below 15 members appears				If net loss is greater than 20% appears			If no report in 3 months appears in	When more than one year appears in	Number of repeat terms	Notes the officers that do not have an active	If no report at 12 months appears in red			
Exc Award (06/30/2018, 06/30/2021, 06/30/2023)																		
1182	MILES	10/15/1948	Active	17	1	0	1	6.25%	16		5	1	None	P,S,T,M,VP SC	N/R			
1188	REAGAN COUNTY	06/23/1941	Active	17	0	0	0	0.00%	17		19	1	None	P,S,T,M,VP SC	N/R			
125959	Roscoe	10/13/2015	Cancelled(6*)	0	0	19	-19	-100.00%	19	8	4	1	None	P,S,T,M,VP SC	24+			
1190	ROWENA	10/28/1948	Active	23	0	0	0	0.00%	23		7		3	R	P,T,M,VP,SC	N/R		
52945	SAN ANGELO CONCHO PEARL	04/23/1992	Active	35	6	1	5	16.67%	32	22	0			N	SC	3	\$612.00	
Exc Award (06/30/2018, 06/30/2023)																		
1191	SAN ANGELO DOWNTOWN	09/06/1923	Active	76	10	18	-8	-9.52%	83	10	0			N	SC	3	\$20.00	
Exc Award (06/30/2023)																		
1192	SAN ANGELO EAST ANGELO	01/06/1958	Active	89	9	4	5	5.95%	85	3	0			N	SC	9		
Exc Award (06/30/2023)																		
119252	SAN ANGELO LADY LIONS	04/29/2013	Active	20	4	1	3	17.65%	17	6	5			R	M,SC	0		
Exc Award (06/30/2018)																		
133959	San Angelo Lighthouse	03/07/2018	Active	16	0	2	-2	-11.11%	18	2	5		3		S,T,M,VP,SC	24+	90+ Days	
1194	SAN ANGELO NORTH BY NORTHWEST	06/30/1972	Cancelled(6*)	0	0	9	-9	-100.00%	9	31	1		None	P,S,T,M,VP SC	8			
1195	SAN ANGELO SOUTHSIDE	01/29/1960	Active(1)	18	0	0	0	0.00%	18		5		4	R	T,M,VP,SC	24+	90+ Days	
1202	SONORA	05/09/1928	Active	31	3	2	1	3.33%	28	7	3				M,VP,SC	N/R	\$60.00	
1205	STERLING CITY	03/28/1929	Active(1)	10	0	0	0	0.00%	10		3	1	None	P,S,T,M,VP SC	24+			
1206	SWEETWATER	09/16/1929	Active	60	3	1	2	3.45%	63	2	2				M,VP,SC	12	\$116.00	
1210	WINTERS	05/23/1924	Active	11	0	0	0	0.00%	12		10		2		P,T,M,VP,SC	10		

Clubs Cancelled Previous Fiscal Year – Clubs Cancelled within last 12 months may be reinstated

Club Number	Club Name	Charter Date	Current Status*	Cancellation Date
110125	CONCHO VALLEY LAW ENFORCEMENT	01/14/2011	Cancelled(6*)	06/29/2024



Club Health Assessment for District 2 A1 through March 2025

Club Number			Club Name			Charter Date			Status					Membership					Reports					Finance		LCIF
									Current Member Count	YTD Members Added	YTD Members Dropped	YTD Net Growth	YTD Net Growth%	Member Count 12 Months Ago	Avg. length of service for dropped members	Months Since Last MMR ***	Yrs. Since Last Officer Report	President Rotation	Vice President Reported ****	Months Since Last Activity Report ***	Account Balance	Donations for current Fiscal Year				
									Number of times on status quo within last two years	If below 15 members appears			If net loss is greater than 20% appears			If no report in 3 months appears in			When more than one year appears in	Number of repeat terms	Notes the officers that do not have an active			If no report at 12 months appears in red		
Current Total Clubs Count	YTD New Clubs Count	YTD Cancelled Clubs Count	YTD Net Club Gain	Current Total Members Count	YTD Add	YTD Drop	YTD Net Growth	YTD Net Growth %	Member Count 12 Months Ago	Average Member Count Per Club	% of Clubs with less than 20 members	% No MMR in 3 Months	% No Officer Report in 12 Months	% of Clubs with balance 90+ days	Number of Clubs in Status Quo	% Status Quo Clubs in Financial Suspension	Number of Cancelled Clubs	Average Cancelled Club Age	Members Lost Due to Cancellation	% of Clubs Cancelled for Non-Financial Reasons						
34	0	4	-4	883	59	116	-57	-6.06%	965	26	53%	65%	12%	12%	0	0%	4	50	39	75%						

* - P - Priority Club. Cancellation Reasons: 1-Objectives/conduct, 2-Non-active club, 5-Non-existing club, 6-Disbanding, 7-Merger, 8-Financial Suspension, 9-District/Multiple District Dues.

** - Abbreviation: P-President, S-Secretary, T-Treasurer, M-Member Chairperson, VP-First Vice President, MC-Communications Chairperson, SC-Service Chairperson

*** - Abbreviation: N/R - Never reported using the Lions Clubs website, N/A - Not applicable, No password registered for the Lions Clubs website.

**** - Abbreviation: N - New, IP - Immediate Past, R - Repeat.




Club Health Assessment for District 2 A2 through March 2025

Club Number	Club Name	Charter Date	Status	Membership							Reports					Finance	LCIF
				Current Member Count	YTD Members Added	YTD Members Dropped	YTD Net Growth	YTD Net Growth%	Member Count 12 Months Ago	Avg. length of service for dropped members	Months Since Last MMR ***	Yrs. Since Last Officer Report	President Rotation	Vice President Reported ****	Months Since Last Activity Report ***	Account Balance	Donations for current Fiscal Year
			Number of times on status quo within last two years	If below 15 members appears				If net loss is greater than 20% appears			If no report in 3 months appears in	When more than one year appears in	Number of repeat terms	Notes the officers that do not have an active	If no report at 12 months red		
Clubs less than two years old																	
157446	Del Rio Amistad	04/04/2024	Active	25	13	4	9	56.25%	0	1	1			S,M,VP,SC	6		
171394	Del Rio Lady Educators	05/21/2024	Active	43	7	21	-14	-24.56%	0	0	0		2	N	4		
179000	San Antonio Autism	10/04/2024	Active	26	28	2	26	100.00%	0	0	0			VP,SC	N/R		
155721	San Antonio Yellow Rose	09/20/2023	Active	11	1	0	1	10.00%	22		2		2	N	12	90+ Days	
Clubs more than two years old																	
134554	Bandera	05/10/2018	Active	16	1	4	-3	-15.79%	17	2	1			N	16		
41774	BEXAR CNTY CHINA GROVE AREA	08/11/1982	Active	27	0	0	0	0.00%	27		7		7	R	13		
124884	Boerne	05/21/2015	Active	7	1	0	1	16.67%	6		6		9	M,VP,SC	20		
1215	BRUNI	03/24/1950	Active	19	0	0	0	0.00%	19		7		3	R	23	90+ Days	
1216	CARRIZO SPRINGS	03/07/1940	Active	7	0	0	0	0.00%	7		7		9	S,T,M,VP,SC	24+		
120433	Castroville	09/27/2013	Active(2)	1	0	0	0	0.00%	1		16	1	None	P,S,T,M,VP SC	N/R		
1218	CENTER POINT	04/14/1949	Active	20	0	0	0	0.00%	20		29	1	None	P,S,T,M,VP SC	22	90+ Days	
1219	COMFORT	10/06/1949	Active	15	0	1	-1	-6.25%	16	13	5			R	23		
Exc Award (06/30/2018)																	
1223	CONVERSE	03/11/1949	Active	22	2	6	-4	-15.38%	26	10	2		2	N	3		
1222	CRYSTAL CITY	03/05/1951	Active	12	0	0	0	0.00%	12		7		10	R	24+		
1224	DEL RIO HOST	03/05/1928	Active	59	8	5	3	5.36%	61	16	1			N	0		\$141.00
Exc Award (06/30/2017)																	
1225	DEL RIO SAN FELIPE	04/22/1949	Active	87	10	6	4	4.82%	79	9	0			N	0		\$788.95
Exc Award (06/30/2023, 06/30/2024)																	
1226	DEVINE	04/24/1952	Active	40	2	4	-2	-4.76%	42	12	0		22	R	0		
1227	DHANIS	11/23/1948	Active	29	0	0	0	0.00%	29		13	1	None	P,S,T,M,VP SC	N/R	90+ Days	
50526	EAGLE PASS BORDER	05/10/1990	Active	26	3	2	1	4.00%	27	2	3			N	3		
Exc Award (06/30/2023)																	
1230	EAGLE PASS EVENING	10/21/1969	Active	54	1	1	0	0.00%	61	31	5			M,VP,SC	23		



Club Health Assessment for District 2 A2 through March 2025

			Status	Membership							Reports					Finance	LCIF
Club Number	Club Name	Charter Date		Current Member Count	YTD Members Added	YTD Members Dropped	YTD Net Growth	YTD Net Growth%	Member Count 12 Months Ago	Avg. length of service for dropped members	Months Since Last MMR ***	Yrs. Since Last Officer Report	President Rotation	Vice President Reported ****	Months Since Last Activity Report ***	Account Balance	Donations for current Fiscal Year
			Number of times on status quo within last two years	If below 15 members appears				If net loss is greater than 20% appears			If no report in 3 months appears in	When more than one year appears in	Number of repeat terms	Notes the officers that do not have an active	If no report at 12 months appears in red		
Exc Award (06/30/2023)																	
1232	FLORESVILLE	10/19/1944	Active	48	5	1	4	9.09%	46	0	4		2	R	M	2	
Exc Award (06/30/2019, 06/30/2024, 07/30/2025)																	
1233	FREDERICKSBURG	07/08/1929	Active	16	0	0	0	0.00%	16		11			N	M,VP,SC	4	
1234	GEORGE WEST	06/28/1948	Active	16	1	3	-2	-11.11%	18	17	1		3	R	M,SC	24+	
1236	HELOTES	07/28/1950	Active	31	2	2	0	0.00%	32	0	5		3	R	P,M	24+	
Exc Award (06/30/2022)																	
1237	HONDO	03/06/1940	Active	23	0	6	-6	-20.69%	29	11	0				P,M,VP,SC	24+	
1241	KERRVILLE HEART O'THE HILLS	04/24/1967	Active	3	1	0	1	50.00%	4		8		2		M,VP,SC	4	
1240	KERRVILLE HOST	09/24/1946	Active	56	13	9	4	7.69%	49	5	0				VP,SC	0	
Exc Award (06/30/2022, 06/30/2023, 06/30/2024)																	
45052	KERRVILLE SUNRISE	06/28/1985	Active	8	0	0	0	0.00%	8		9		5		M,VP,SC	20	
1247	LA VERNIA	04/13/1971	Active	42	1	1	0	0.00%	42	2	1		3	R		1	
Exc Award (06/30/2023, 06/30/2024)																	
1245	LAREDO NOON HOST	03/03/1922	Active(3)	2	2	0	2	100.00%	4		1		7		S,T,M,VP,SC	24+	
1248	LEAKEY	03/11/1948	Active	34	1	6	-5	-12.82%	40	6	4		2	R		2	
32878	PEARSALL	10/29/1976	Active	6	0	0	0	0.00%	6		10		8		P,T,M,VP,SC	24+	
1251	PLEASANTON	05/19/1948	Active	17	4	1	3	21.43%	14	13	0			N	SC	24+	
1252	POTEET	01/15/1970	Active	134	11	8	3	2.29%	130	8	0			R	VP,SC	24+	
50070	SABINAL	12/30/1989	Active(2)	10	0	0	0	0.00%	10		7		3	R	S,T,M,SC	24+	\$400.00
39336	SAN ANTONIO ALAMO CITY	01/31/1981	Active	11	0	0	0	0.00%	11		1		13		M,VP,SC	24+	\$11.00
1258	SAN ANTONIO ALAMO HEIGHTS	10/25/1940	Active	14	2	3	-1	-6.67%	21	31	0		4	R	M,SC	24+	
Exc Award (06/30/2019, 06/30/2021)																	
55869	SAN ANTONIO ALAMO POSTAL	06/22/1994	Active	4	0	1	-1	-20.00%	5	21	3		None		P,T,M,VP,SC	N/R	\$220.00
103855	SAN ANTONIO ALAMO RANCH	10/23/2008	Active	20	3	10	-7	-25.93%	27	6	2			N	M,SC	2	\$2,600.00
106212	SAN ANTONIO AREA FAMILY	08/06/2009	Active	19	0	3	-3	-13.64%	22	12	5		2		M,VP,SC	14	



Club Health Assessment for District 2 A2 through March 2025

			Status	Membership						Reports					Finance		LCIF
Club Number	Club Name	Charter Date		Current Member Count	YTD Members Added	YTD Members Dropped	YTD Net Growth	YTD Net Growth%	Member Count 12 Months Ago	Avg. length of service for dropped members	Months Since Last MMR ***	Yrs. Since Last Officer Report	President Rotation	Vice President Reported ****	Months Since Last Activity Report ***	Account Balance	Donations for current Fiscal Year
			Number of times on status quo within last two years	If below 15 members appears				If net loss is greater than 20% appears			If no report in 3 months appears in	When more than one year appears in	Number of repeat terms	Notes the officers that do not have an active	If no report at 12 months appears in red		
Exc Award (06/30/2018)																	
123307	San Antonio Bexar Necessities	10/08/2014	Active	14	0	2	-2	-12.50%	16	2	8		3	VP	2	90+ Days	
Exc Award (06/30/2023, 06/30/2024)																	
1257	SAN ANTONIO CENTRAL PARK	05/23/1969	Active	21	2	1	1	5.00%	23	41	0		2	R	3		\$3,100.00
34603	SAN ANTONIO EDGEWOOD	11/07/1977	Active	85	8	4	4	4.94%	81	10	1			N	M,SC	1	\$20.00
Exc Award (06/30/2017, 06/30/2019, 06/30/2020)																	
106251	SAN ANTONIO FIRST LADIES	08/12/2009	Active	5	0	1	-1	-16.67%	6	15	6		6	R	M,SC	24+	
Exc Award (06/30/2017)																	
1256	SAN ANTONIO FOUNDER	01/17/1919	Active	47	4	1	3	6.82%	43	20	2			N	VP	1	\$300.00
Exc Award (06/30/2019)																	
125103	San Antonio Guide Dogs of Texas	06/18/2015	Active	5	0	6	-6	-54.55%	11	7	3		5	R	S,M,SC	24+	
1263	SAN ANTONIO HARLANDALE	03/23/1942	P- Active	0	0	0	0	0.00%	0		45	1	None		P,S,T,M,VP SC	N/R	
1266	SAN ANTONIO HIGHLAND HILLS	10/16/1956	Active(1)	7	0	0	0	0.00%	7		12		5	N	M,SC	24+	90+ Days
Exc Award (06/30/2022)																	
111410	SAN ANTONIO LIGHTHOUSE	06/20/2011	Active	8	0	1	-1	-11.11%	7	10	2		5	N	SC	23	
38415	SAN ANTONIO NORTH S A HILLS	05/13/1980	Active	27	3	0	3	12.50%	25		1			N	SC	24+	
1268	SAN ANTONIO NORTHSIDE	11/05/1956	Active	38	7	2	5	15.15%	33	27	2			N	SC	1	
1269	SAN ANTONIO NORTHWEST	03/22/1951	Active	12	1	3	-2	-14.29%	14	13	2			N	M,SC	24+	\$200.00
Exc Award (06/30/2018, 06/30/2024)																	
82366	SAN ANTONIO REGION 20	05/18/2004	Active	15	0	0	0	0.00%	14		2		5	R		7	\$75.00
Exc Award (06/30/2024)																	
116846	SAN ANTONIO UNIVERSITY OF INCARNATE WORD	05/14/2012	Active	5	0	0	0	0.00%	5		15			R	M,SC	16	90+ Days
1273	SAN ANTONIO WEST SIDE	07/17/1951	Active	17	0	0	0	0.00%	18		7		5	R	M,SC	3	
Exc Award (06/30/2017)																	
31779	SAN ANTONIO WINDCREST	03/02/1976	Active	31	4	2	2	6.90%	31	5	0			N	M	6	\$250.00
Exc Award (06/30/2018, 06/30/2023)																	
119413	STOCKDALE	05/21/2013	Active(2)	3	0	1	-1	-25.00%	5	10	4		4		M,VP,SC	24+	



Club Health Assessment for District 2 A2 through March 2025

			Status	Membership							Reports					Finance	LCIF
Club Number	Club Name	Charter Date		Current Member Count	YTD Members Added	YTD Members Dropped	YTD Net Growth	YTD Net Growth%	Member Count 12 Months Ago	Avg. length of service for dropped members	Months Since Last MMR ***	Yrs. Since Last Officer Report	President Rotation	Vice President Reported ****	Months Since Last Activity Report ***	Account Balance	Donations for current Fiscal Year
			Number of times on status quo within last two years	If below 15 members appears				If net loss is greater than 20% appears			If no report in 3 months appears in	When more than one year appears in	Number of repeat terms	Notes the officers that do not have an active	If no report at 12 months appears in red		
1276	TILDEN	07/13/1948	Active	20	0	0	0	0.00%	20		7		3	R P,VP,SC	N/R		
1278	UTOPIA	03/19/1948	Active	3	1	2	-1	-25.00%	4	3	4		6	T,M,VP,SC	16		
1279	UVALDE	06/30/1928	Active	24	4	0	4	20.00%	20		5			P,M,VP,SC	5		\$500.00

Clubs Cancelled Previous Fiscal Year – Clubs Cancelled within last 12 months may be reinstated

Club Number	Club Name	Charter Date	Current Status*	Cancellation Date
1214	BRACKETTVILLE	01/11/1954	Cancelled(6*)	04/29/2024
1274	SOMERSET	08/12/1948	Cancelled(6*)	11/29/2023
127525	Universal City	05/13/2016	Cancelled(6*)	09/29/2023

Current Total Clubs Count	YTD New Clubs Count	YTD Cancelled Clubs Count	YTD Net Club Gain	Current Total Members Count	YTD Add	YTD Drop	YTD Net Growth	YTD Net Growth %	Member Count 12 Months Ago	Average Member Count Per Club	% of Clubs with less than 20 members	% No MMR in 3 Months	% No Officer Report in 12 Months	% of Clubs with balance 90+ days	Number of Clubs in Status Quo	% Status Quo Clubs in Financial Suspension	Number of Cancelled Clubs	Average Cancelled Club Age	Members Lost Due to Cancellation	% of Clubs Cancelled for Non-Financial Reasons
60	1	0	1	1,447	157	136	21	1.47%	1,389	24	53%	53%	7%	13%	0	0%	0	0	0	0%

* - P - Priority Club. Cancellation Reasons: 1-Objectives/conduct, 2-Non-active club, 5-Non-existing club, 6-Disbanding, 7-Merger, 8-Financial Suspension, 9-District/Multiple District Dues.

** - Abbreviation: P-President, S-Secretary, T-Treasurer, M-Member Chairperson, VP-First Vice President, MC-Communications Chairperson, SC-Service Chairperson

*** - Abbreviation: N/R - Never reported using the Lions Clubs website, N/A - Not applicable, No password registered for the Lions Clubs website.

**** - Abbreviation: N - New, IP - Immediate Past, R - Repeat.




Club Health Assessment for District 2 A3 through March 2025

			Status	Membership							Reports					Finance		LCIF
Club Number	Club Name	Charter Date		Current Member Count	YTD Members Added	YTD Members Dropped	YTD Net Growth	YTD Net Growth%	Member Count 12 Months Ago	Avg. length of service for dropped members	Months Since Last MMR ***	Yrs. Since Last Officer Report	President Rotation	Vice President Reported ****	Months Since Last Activity Report ***	Account Balance	Donations for current Fiscal Year	
			Number of times on status quo within last two years	If below 15 members appears					If net loss is greater than 20% appears			If no report in 3 months appears in	When more than one year appears in	Number of repeat terms	Notes the officers that do not have appears in an active	If no report at 12 months red		
Clubs less than two years old																		
180254	PSJA	01/06/2025	Newly Chartered	32	32	0	32	100.00%	0		2			N	M,SC	0		
Clubs more than two years old																		
124744	Alamo	04/24/2015	Active	25	3	0	3	13.64%	19		2			R	SC	3	90+ Days	
Exc Award (06/30/2020)																		
1282	ALICE	01/28/1924	Active(1)	7	0	0	0	0.00%	7		18	1	None		P,S,T,M,VP SC	24+	90+ Days	
82734	ALTON	06/23/2004	Active	12	0	2	-2	-14.29%	14	18	7		12	R	M,VP,SC	24+	90+ Days	
140729	Aransas County Womens	01/14/2020	Active	30	2	2	0	0.00%	30	1	0			N		0	\$50.00	
Exc Award (06/30/2021, 06/30/2022)																		
1284	ARANSAS PASS	11/19/1928	Active	13	6	3	3	30.00%	11	3	2			N	M,SC	3	\$500.00	
Exc Award (06/30/2020)																		
56242	BROWNSVILLE BORDER	11/16/1994	Active	29	1	2	-1	-3.33%	30	5	2		3	N	M,SC	24+		
1287	BROWNSVILLE DOWNTOWN	07/29/1927	Active	29	0	2	-2	-6.45%	32	9	4		3	N	M,SC	1		
1288	BROWNSVILLE NITE LIONS	09/17/1970	Active	26	4	2	2	8.33%	24	2	0		2	R		0	\$500.00	
Exc Award (06/30/2018, 06/30/2019, 06/30/2020)																		
1289	BROWNSVILLE WEST BROWNSVILLE	11/11/1948	Active	33	0	3	-3	-8.33%	34	4	3			N		0	\$50.00	
Exc Award (06/30/2018, 06/30/2019, 06/30/2020)																		
1292	CORPUS CHRISTI DOWNTOWN	12/18/1923	Active(2)	16	7	1	6	60.00%	16	3	4		5		VP	6		
51020	CORPUS CHRISTI INDUSTRIAL NOON	10/24/1990	Active(1)	5	0	0	0	0.00%	5		21	1	None		P,S,T,M,VP SC	24+	90+ Days	
120592	Corpus Christi Women	10/31/2013	Active	11	0	0	0	0.00%	14		9				M,VP,SC	3		
Exc Award (06/30/2022)																		
1297	DONNA	02/15/1938	Active	39	5	2	3	8.33%	36	21	1			R	M,SC	1		
Exc Award (06/30/2021, 06/30/2023)																		
1298	EDINBURG	11/07/1938	Active	34	3	0	3	9.68%	35		5		2		M,VP,SC	0	\$270.00	
Exc Award (06/30/2016, 06/30/2020, 06/30/2021)																		
59169	EDINBURG EARLY RISERS	02/26/1997	Active	14	1	1	0	0.00%	15	2	5			IP	M,SC	1		



Club Health Assessment for District 2 A3 through March 2025

			Status	Membership							Reports					Finance	LCIF
Club Number	Club Name	Charter Date		Current Member Count	YTD Members Added	YTD Members Dropped	YTD Net Growth	YTD Net Growth%	Member Count 12 Months Ago	Avg. length of service for dropped members	Months Since Last MMR ***	Yrs. Since Last Officer Report	President Rotation	Vice President Reported ****	Months Since Last Activity Report ***	Account Balance	Donations for current Fiscal Year
			Number of times on status quo within last two years	If below 15 members appears				If net loss is greater than 20% appears			If no report in 3 months appears in	When more than one year appears in	Number of repeat terms	Notes the officers that do not have an active	If no report at 12 months red		
1304	HARLINGEN	08/09/1927	Active	20	0	0	0	0.00%	21		2			IP	2		
Exc Award (06/30/2020, 06/30/2021)																	
51076	HARLINGEN AMIGAS	11/27/1990	Active(1)	17	2	2	0	0.00%	18	15	1		4	N SC	0		
Exc Award (06/30/2017, 06/30/2019, 06/30/2020)																	
1305	HARLINGEN DAWN BREAKERS	04/10/1973	Active	15	0	1	-1	-6.25%	16	5	6			IP	24		
Exc Award (06/30/2019)																	
53198	HIDALGO	06/04/1992	Active	16	2	5	-3	-15.79%	19	17	0			T,VP,SC	24+	90+ Days	
Exc Award (06/30/2021, 06/30/2023)																	
146825	Ingleside North Bay	06/18/2021	Active	7	3	0	3	75.00%	4		0		6	T,M,VP,SC	0		
1309	INTERNATIONAL	04/09/1962	Active	24	2	2	0	0.00%	21	5	2		3	R M,SC	12		
Exc Award (06/30/2019, 06/30/2020)																	
1310	KINGSVILLE	06/25/1929	Active	38	3	2	1	2.70%	39	36	1			N SC	0		\$100.00
Exc Award (06/30/2016, 06/30/2023, 06/30/2020)																	
41818	LA FERIA	09/28/1982	Active(1)	10	0	0	0	0.00%	0		9		None	P,S,T,M,VP SC	24+	90+ Days	
57581	LA JOYA	12/05/1995	Active(1)	26	0	0	0	0.00%	26		4		None	P,M,VP,SC	24+	90+ Days	
Exc Award (06/30/2019, 06/30/2020, 06/30/2021)																	
1313	LOS FRESNOS	12/02/1947	Active	12	3	1	2	20.00%	12	2	0			IP M,SC	5		
Exc Award (06/30/2023)																	
1315	MC ALLEN	10/25/1923	Active	24	0	0	0	0.00%	24		21	1	None	P,S,T,M,VP SC	24+	90+ Days	
1316	MC ALLEN EVENING	10/30/1973	Active	13	1	0	1	8.33%	13		0		3	M,VP,SC	24+	90+ Days	
1317	MC ALLEN PALM CITY	02/28/1969	Active	21	2	1	1	5.00%	19	11	2		2	R SC	9		\$360.00
Exc Award (06/30/2023, 06/30/2024)																	
1318	MERCEDES	03/31/1949	Active	25	2	0	2	8.70%	23		0		3	N	0		\$115.00
Exc Award (06/30/2019, 06/30/2021)																	
1319	MISSION	04/28/1926	Active	54	5	6	-1	-1.82%	58	3	0			N T	2		
125248	Mission Sunset	06/24/2015	Active	9	0	3	-3	-25.00%	12	6	6			R M,VP,SC	1		
128063	Odem Area	06/23/2016	Active	16	3	0	3	23.08%	15		4		8	R M,SC	0		\$545.00
Exc Award (06/30/2019, 06/30/2020, 06/30/2021)																	



Club Health Assessment for District 2 A3 through March 2025

			Status	Membership						Reports					Finance		LCIF	
Club Number	Club Name	Charter Date		Current Member Count	YTD Members Added	YTD Members Dropped	YTD Net Growth	YTD Net Growth%	Member Count 12 Months Ago	Avg. length of service for dropped members	Months Since Last MMR ***	Yrs. Since Last Officer Report	President Rotation	Vice President Reported ****	Months Since Last Activity Report ***	Account Balance	Donations for current Fiscal Year	
			Number of times on status quo within last two years	If below 15 members appears				If net loss is greater than 20% appears			If no report in 3 months appears in	When more than one year appears in	Number of repeat terms	Notes the officers that do not have an active	If no report at 12 months appears in red			
133549	Pharr Centennial	01/04/2018	Active(1)	15	1	0	1	7.14%	16		8		2	N	M,SC	16	90+ Days	
	Exc Award (06/30/2021, 06/30/2022, 06/30/2023)																	
1326	PORTLAND	02/15/1965	Active	12	0	2	-2	-14.29%	14	1	3			N		24+		
	Exc Award (06/30/2020)																	
53033	PORTLAND NORTH BAY	05/04/1992	Active	29	1	5	-4	-12.12%	33	20	0			N	M,SC	0		\$100.00
	Exc Award (06/30/2017, 06/30/2018, 06/30/2019)																	
1327	PREMONT	04/10/1947	Active	10	0	1	-1	-9.09%	12	8	3		5	R	M,SC	12		
1328	RAYMONDVILLE	10/07/1944	Active	17	1	0	1	6.25%	15		2			N	P,M,SC	24+		
1329	RIO GRANDE CITY	12/03/1953	Active	29	8	3	5	20.83%	25	6	2				S,M,VP,SC	0		
1332	ROCKPORT	03/02/1950	Active	24	0	7	-7	-22.58%	30	6	0			N	SC	0		\$3,025.00
	Exc Award (06/30/2021)																	
106809	ROMA	11/04/2009	Active	10	0	0	0	0.00%	10		21	1	None		P,S,T,M,VP SC	24+	90+ Days	
1334	SAN BENITO	08/23/1927	Active	29	1	0	1	3.57%	25		6		6	R		0		\$1,700.00
	Exc Award (06/30/2022, 06/30/2023, 06/30/2024)																	
126965	San Juan Community	03/08/2016	Active	21	6	23	-17	-44.74%	38	2	2			N	SC	5		\$240.00
	Exc Award (06/30/2023, 06/30/2024)																	
1340	SINTON	12/20/1960	Active	6	0	0	0	0.00%	6		13	1	None		P,S,T,M,VP SC	24+	90+ Days	
55781	SINTON NITE	06/01/1994	Active	11	0	0	0	0.00%	16		1			N	S	1		
	Exc Award (06/30/2019, 06/30/2021, 06/30/2022)																	
1343	WESLACO	11/25/1927	Active	68	1	4	-3	-4.23%	71	9	3		2		VP	0		
	Exc Award (06/30/2023, 06/30/2024)																	
1344	WESLACO MID-VALLEY	11/19/1970	Active(1)	45	4	1	3	7.14%	38	36	0		2	R	M,SC	0		
1345	ZAPATA	05/04/1954	Active	43	6	0	6	16.22%	39		0			N		4		
	Exc Award (06/30/2017, 06/30/2019, 06/30/2020)																	

Clubs Cancelled Previous Fiscal Year – Clubs Cancelled within last 12 months may be reinstated

Club Number	Club Name	Charter Date	Current Status*	Cancellation Date
1283	ALICE EVENING	06/25/1971	Cancelled(8*)	01/29/2024



Club Health Assessment for District 2 A3 through March 2025

				Status				Membership						Reports				Finance		LCIF
Club Number	Club Name	Charter Date																		

* - P - Priority Club. Cancellation Reasons: 1-Objectives/conduct, 2-Non-active club, 5-Non-existing club, 6-Disbanding, 7-Merger, 8-Financial Suspension, 9-District/Multiple District Dues.

** - Abbreviation: P-President, S-Secretary, T-Treasurer, M-Member Chairperson, VP-First Vice President, MC-Communications Chairperson, SC-Service Chairperson

*** - Abbreviation: N/R - Never reported using the Lions Clubs website, N/A - Not applicable, No password registered for the Lions Clubs website.

**** - Abbreviation: N - New, IP - Immediate Past, R - Repeat.



Club Health Assessment for District 2 S1 through March 2025

			Status	Membership							Reports					Finance		LCIF
Club Number	Club Name	Charter Date		Current Member Count	YTD Members Added	YTD Members Dropped	YTD Net Growth	YTD Net Growth%	Member Count 12 Months Ago	Avg. length of service for dropped members	Months Since Last MMR ***	Yrs. Since Last Officer Report	President Rotation	Vice President Reported ****	Months Since Last Activity Report ***	Account Balance	Donations for current Fiscal Year	
			Number of times on status quo within last two years	If below 15 members appears				If net loss is greater than 20% appears			If no report in 3 months appears in	When more than one year appears in	Number of repeat terms	Notes the officers that do not have appears in an active	If no report at 12 months red			
Clubs more than two years old																		
1346	ALTO	04/26/1935	Active(1)	16	0	1	-1	-5.88%	16	12	7			R	SC	24+		
1349	BEAUMONT BREAKFAST	03/09/1967	Active	5	0	0	0	0.00%	5		5		8	R	M,SC	1	\$10.00	
Exc Award (06/30/2017, 06/30/2018, 06/30/20																		
1348	BEAUMONT FOUNDERS	09/06/1916	Active	15	0	4	-4	-21.05%	20	13	1		2		M,VP,SC	24+	\$10,000.00	
Exc Award (06/30/2021, 06/30/2022)																		
1355	BECKVILLE	04/17/1956	Active	8	0	0	0	0.00%	8		9		20	R	P,M,VP,SC	24+		
1356	BRIDGE CITY	11/30/1945	Active	10	12	14	-2	-16.67%	9	4	0				S,T,M,VP,SC	19	\$30.00	
Exc Award (06/30/2020, 06/30/2022, 06/30/20																		
140905	Broaddus on Sam Rayburn	02/10/2020	Active	11	0	0	0	0.00%	13		6			N	M	2	\$33.00	
1357	BUNA	06/24/1949	Active	14	0	0	0	0.00%	14		12		3	R	M,SC	12		
97260	BURKEVILLE TOLEDO BEND	06/05/2006	Active	23	0	0	0	0.00%	23		15		6	N	S,M,SC	24+		
1358	CARTHAGE	06/13/1935	Active	60	5	5	0	0.00%	63	20	2			N	VP,SC	15		
Exc Award (06/30/2023)																		
1360	CENTER NOON	04/13/1947	Active	55	2	1	1	1.85%	54	10	0			N	M,VP,SC	24+		
1363	CHESTER	07/05/1949	Active	25	1	2	-1	-3.85%	24	3	0		2	R	M	3	\$40.00	
1364	CORRIGAN	10/14/1937	Active	13	0	2	-2	-13.33%	15	11	6		4	R	M,SC	9		
1365	CUSHING	10/28/1940	Active(1)	21	5	2	3	16.67%	18	3	5			N	P,M,VP,SC	N/R		
127354	Diboll Area	06/01/2016	Active	11	0	0	0	0.00%	12		9	1	None		P,S,T,M,VP SC	24+	90+ Days	
Exc Award (06/30/2020)																		
1368	DICK DOWLING	11/28/1939	Active	19	7	0	7	58.33%	15		5		5		M,VP,SC	24+		
1371	GARRISON	03/23/1945	Active	11	0	3	-3	-21.43%	14	38	1		4		M,VP,SC	0		
Exc Award (06/30/2018)																		
1445	GROVETON	01/28/1947	Active	23	0	1	-1	-4.17%	29	9	1			R	M,SC	0		
1374	HEMPHILL	04/26/1950	Active	37	6	7	-1	-2.63%	41	6	1		2	N		12		
1379	JACKSONVILLE	08/27/1939	Active(1)	29	2	0	2	7.41%	27		2		2	R		24+		
1381	JASPER	05/19/1938	Active(1)	37	7	2	5	15.63%	33	8	3			N	M,SC	9	\$611.00	



Club Health Assessment for District 2 S1 through March 2025

			Status	Membership							Reports					Finance	LCIF	
Club Number	Club Name	Charter Date		Current Member Count	YTD Members Added	YTD Members Dropped	YTD Net Growth	YTD Net Growth%	Member Count 12 Months Ago	Avg. length of service for dropped members	Months Since Last MMR ***	Yrs. Since Last Officer Report	President Rotation	Vice President Reported ****	Months Since Last Activity Report ***	Account Balance	Donations for current Fiscal Year	
			Number of times on status quo within last two years	If below 15 members appears				If net loss is greater than 20% appears			If no report in 3 months appears in	When more than one year appears in	Number of repeat terms		Notes the officers that do not have an active	If no report at 12 months appears in red		
1382	JASPER EVENING	04/09/1970	Active	8	1	4	-3	-27.27%	17	20	1				M,VP,SC	23		\$20.00
1383	KIRBYVILLE	12/10/1935	Active	3	0	3	-3	-50.00%	16	20	3		None		P,M,VP,SC	24+		
1385	LITTLE CYPRESS	05/12/1952	Active	32	14	5	9	39.13%	25	20	0			R	SC	12		\$187.00
	Exc Award (06/30/2017)																	
1386	LIVINGSTON	04/04/1941	Active	95	8	17	-9	-8.65%	106	13	0			N	SC	5		\$697.00
	Exc Award (06/30/2022, 06/30/2023)																	
1388	LUFKIN EVENING	09/19/1956	Active	8	2	1	1	14.29%	7	0	5				P,VP,SC	2	90+ Days	
	Exc Award (06/30/2022)																	
1389	LUFKIN HOST	10/04/1920	Active	306	11	8	3	0.99%	298	16	0			N	M,SC	N/R		
1390	LUMBERTON	05/05/1966	Active	18	1	0	1	5.88%	17		6		7	N	P,M,VP,SC	24+		
36035	NACOGDOCHES BREAKFAST	09/21/1978	Active(1)	16	6	6	0	0.00%	21	3	1		2	R	M,SC	0		\$48.00
	Exc Award (06/30/2020)																	
52181	NEDERLAND PROFESSIONAL	11/20/1991	Active	23	1	1	0	0.00%	23	19	5			N		15		\$235.00
57139	NEW SUMMERFIELD	06/28/1995	Active	8	0	3	-3	-27.27%	13	6	2		9	R	VP	1		
	Exc Award (06/30/2023)																	
1398	NEWTON	10/11/1935	Active	26	0	4	-4	-13.33%	31	8	3		None		P,S,M,VP,SC	24+		
50898	ONALASKA GREATER	08/24/1990	Active	37	3	4	-1	-2.63%	41	9	0			N		2		\$20.00
	Exc Award (06/30/2021, 06/30/2022, 06/30/2023)																	
1399	ORANGE	05/12/1937	Active	85	9	16	-7	-7.61%	92	4	0				M,VP,SC	1		\$50.00
	Exc Award (06/30/2016, 06/30/2017, 06/30/2023)																	
33163	ORANGE NOON	12/23/1976	Active(1)	6	0	0	0	0.00%	6		14		7		M,VP,SC	24+		
112058	PANOLA COUNTY	08/17/2011	Active	7	0	1	-1	-12.50%	7	9	2			IP	SC	6		\$20.00
	Exc Award (06/30/2023)																	
1402	PORT ARTHUR FOUNDERS	04/23/1917	Active	13	0	0	0	0.00%	15		11		2	R	SC	24+		\$26.00
	Exc Award (06/30/2017, 06/30/2018)																	
1407	PORT NECHES	03/26/1929	Active	10	1	1	0	0.00%	10	0	5		2	R		17		\$30.00
	Exc Award (06/30/2018)																	
1408	RUSK	08/29/1940	Active	23	0	0	0	0.00%	23		14		3	R	M,VP,SC	15		



Club Health Assessment for District 2 S1 through March 2025

			Status		Membership						Reports					Finance		LCIF		
Club Number	Club Name	Charter Date			Current Member Count	YTD Members Added	YTD Members Dropped	YTD Net Growth	YTD Net Growth%	Member Count 12 Months Ago	Avg. length of service for dropped members	Months Since Last MMR ***	Yrs. Since Last Officer Report	President Rotation	Vice President Reported ****	Months Since Last Activity Report ***	Account Balance	Donations for current Fiscal Year		
			Number of times on status quo within last two years		If below 15 members appears				If net loss is greater than 20% appears			If no report in 3 months appears in	When more than one year repeat appears in	Number of repeat terms		Notes the officers that do not have an active	If no report at 12 months appears in red			
Exc Award (06/30/2020, 06/30/2022, 06/30/2025)																				
1410	SAN AUGUSTINE	10/08/1937	Active		47	4	2	2	4.44%	46	5	1			N	SC	24+		\$3,441.00	
Exc Award (06/30/2020)																				
117213	SHELBYVILLE	06/20/2012	Active		19	0	2	-2	-9.52%	21	7	3			N	M,SC	1			
Exc Award (06/30/2023)																				
1412	SOUR LAKE	03/22/1929	Active		39	5	2	3	8.33%	43	27	2			N		0		\$1,056.00	
Exc Award (06/30/2017, 06/30/2018, 06/30/2020)																				
1504	TRINITY	06/18/1928	Active(1)		26	5	1	4	18.18%	22	14	4			N	SC	2			
125076	Winnie Stowell	06/10/2015	Active		41	2	2	0	0.00%	38	1	2		5	R	SC	3		\$300.00	
Exc Award (06/30/2018, 06/30/2020, 06/30/2025)																				
1420	WOODVILLE	12/15/1947	Active		49	0	4	-4	-7.55%	52	15	2			N	M,SC	5		\$156.00	
Exc Award (06/30/2020)																				
Current Total Clubs Count	YTD New Clubs Count	YTD Cancelled Clubs Count	YTD Net Club Gain	Current Total Members Count	YTD Add	YTD Drop	YTD Net Growth	YTD Net Growth %	Member Count 12 Months Ago	Average Member Count Per Club	% of Clubs with less than 20 members	% No MMR in 3 Months	% No Officer Report in 12 Months	% of Clubs with balance 90+ days	Number of Clubs in Status Quo	% Status Quo Clubs in Financial Suspension	Number of Cancelled Clubs	Average Cancelled Club Age	Members Lost Due to Cancellation	% of Clubs Cancelled for Non-Financial Reasons
44	0	0	0	1,388	120	131	-11	-0.79%	1,443	32	50%	50%	2%	5%	0	0%	0	0	0	0%

* - P - Priority Club. Cancellation Reasons: 1-Objectives/conduct, 2-Non-active club, 5-Non-existing club, 6-Disbanding, 7-Merger, 8-Financial Suspension, 9-District/Multiple District Dues.

** - Abbreviation: P-President, S-Secretary, T-Treasurer, M-Member Chairperson, VP-First Vice President, MC-Communications Chairperson, SC-Service Chairperson

*** - Abbreviation: N/R - Never reported using the Lions Clubs website, N/A - Not applicable, No password registered for the Lions Clubs website.

**** - Abbreviation: N - New, IP - Immediate Past, R - Repeat.



Club Health Assessment for District 2 S2 through March 2025

			Status	Membership							Reports					Finance		LCIF
Club Number	Club Name	Charter Date		Current Member Count	YTD Members Added	YTD Members Dropped	YTD Net Growth	YTD Net Growth%	Member Count 12 Months Ago	Avg. length of service for dropped members	Months Since Last MMR ***	Yrs. Since Last Officer Report	President Rotation	Vice President Reported ****	Months Since Last Activity Report ***	Account Balance	Donations for current Fiscal Year	
			Number of times on status quo within last two years	If below 15 members appears					If net loss is greater than 20% appears		If no report in 3 months appears in	When more than one year appears in	Number of repeat terms	Notes the officers that do not have an active	If no report at 12 months appears in red			
Clubs less than two years old																		
172110	Houston Pakistani American	06/17/2024	Active	37	9	0	9	32.14%	0		6		2	M,VP,SC	N/R	90+ Days		
179707	Houston-Cypress Performing	01/08/2025	Newly Chartered	21	22	1	21	100.00%	0	0	0			N	SC	N/A		
Clubs more than two years old																		
1425	ANAHUAC	11/07/1939	Active	34	0	0	0	0.00%	38		0			R	S,M	8	\$34.00	
103856	BARBERS HILL	10/23/2008	Active	40	4	0	4	11.11%	36		2		6		T,M,VP,SC	21	90+ Days	
1427	BAYTOWN	09/27/1928	Active	45	5	1	4	9.76%	43	3	0			N		6	\$41.00	
1432	BROOKSHIRE PATTISON	01/22/1947	Active	22	1	4	-3	-12.00%	22	16	0		2	R		0	\$1,000.00	
Exc Award (06/30/2023)																		
129319	Cinco Ranch	12/09/2016	Active	16	0	2	-2	-11.11%	21	13	7				M,VP,SC	12	\$18.00	
59540	CLEVELAND	05/19/1997	Active	21	8	10	-2	-8.70%	24	3	1			IP	M,SC	9		
1435	CONROE NOON	02/20/1939	Active	300	26	33	-7	-2.28%	309	8	0			N	T,M,SC	7	\$2,403.04	
44703	CUT AND SHOOT FAMILY	03/08/1985	Active	28	3	3	0	0.00%	28	9	0			N	M	1	\$60.00	
134792	Cypress Centennial Scouting	05/23/2018	Active	13	4	1	3	30.00%	10	2	2		4		P,M,VP,SC	8	\$10.00	
48351	DAYTON NOON	03/30/1988	Active	52	5	0	5	10.64%	48		0			R	SC	2	90+ Days \$50.00	
Exc Award (06/30/2022, 06/30/2023)																		
1446	HARDIN	03/27/1956	Cancelled(8*)	0	0	12	-12	-100.00%	12	8	2		None		P,S,T,M,VP SC	24+	90+ Days	
1447	HEMPSTEAD	05/08/1945	Active	19	1	1	0	0.00%	19	3	0		2	R	M,SC	16	90+ Days	
1449	HOUSTON ALDINE AND SPRING AREA	09/09/1954	Active	7	0	1	-1	-12.50%	8	29	3				M,VP,SC	1	90+ Days	
1440	HOUSTON CY-FAIR	01/22/1957	Active	27	4	0	4	17.39%	24		0		2	N		0	\$323.00	
Exc Award (06/30/2022)																		
48338	HOUSTON FIL AM	03/28/1988	Active(1)	24	0	5	-5	-17.24%	29	3	6		2		S,M,VP,SC	24+	90+ Days \$29.00	
1450	HOUSTON FOUNDER	04/02/1917	Active	7	0	2	-2	-22.22%	9	25	4		None		P,M,VP,SC	24+		
147839	Houston Headquarters National Veterans & Advocates	08/26/2021	Active(2)	14	0	0	0	0.00%	14		9		4	N	M,SC	12		
1455	HOUSTON HEIGHTS	12/08/1944	Active	5	0	0	0	0.00%	5		2		7		M,VP,SC	2	\$1,435.00	



Club Health Assessment for District 2 S2 through March 2025

Club Number	Club Name	Charter Date	Status	Membership							Reports					Finance	LCIF
				Current Member Count	YTD Members Added	YTD Members Dropped	YTD Net Growth	YTD Net Growth%	Member Count 12 Months Ago	Avg. length of service for dropped members	Months Since Last MMR ***	Yrs. Since Last Officer Report	President Rotation	Vice President Reported ****	Months Since Last Activity Report ***	Account Balance	Donations for current Fiscal Year
			Number of times on status quo within last two years	If below 15 members appears				If net loss is greater than 20% appears			If no report in 3 months appears	When more than one year appears in	Number of repeat terms	Notes the officers that do not have an active	If no report at 12 months red		
152792	Houston Indus	10/17/2022	Active	39	8	4	4	11.43%	30	1	3			N	M,SC	1	\$35.00
122563	Houston Lady	06/20/2014	Active	44	15	2	13	41.94%	27	0	0			N		0	\$186.00
	Exc Award (06/30/2024)																
1461	HOUSTON MEMORIAL	02/09/1966	Cancelled(6*)	0	0	0	0	0.00%	11		9		None	P,S,T,M,VP SC	24+		
133311	Houston Metroplex Veterans	12/28/2017	Active(3)	4	0	0	0	0.00%	4		5		8	M,VP,SC	24+	90+ Days	
141731	Houston Montrose	06/28/2020	Cancelled(8*)	0	0	6	-6	-100.00%	6	4	3		None	P,S,T,M,VP SC	16	90+ Days	
88745	HOUSTON NORTHWEST	06/27/2005	Active	7	1	1	0	0.00%	8	5	1		3	M,VP,SC	24+		\$7.00
104166	HOUSTON ROYAL OAKS	12/16/2008	Active	104	11	5	6	6.12%	101	5	2			VP,SC	3	90+ Days	
	Exc Award (06/30/2021, 06/30/2024)																
1473	HOUSTON SOUTHWEST	09/12/1955	Active	6	0	0	0	0.00%	6		7			N	M,SC	N/R	\$31.00
54911	HOUSTON SPORTS	10/04/1993	Active	28	5	0	5	21.74%	21		0		10	R		16	\$173.00
1474	HOUSTON SPRING BRANCH	11/10/1949	Active(1)	5	0	0	0	0.00%	5		8		4	P,T,M,VP,SC	24+	90+ Days	
140678	Houston Unity	01/16/2020	Active(3)	40	1	13	-12	-23.08%	50	4	1		None	P,M,VP,SC	5		\$160.00
	Exc Award (06/30/2021, 06/30/2022)																
1480	HOUSTON WESTBURY	04/13/1966	Active	6	0	0	0	0.00%	6		6		2	S,M,VP,SC	24+		
1483	HUFFMAN	05/11/1971	Active	42	2	0	2	5.00%	40		0		6	M,VP,SC	24		
1485	HUMBLE	08/24/1945	Active(2)	12	0	0	0	0.00%	12		9		17	M,VP,SC	24+		
42369	HUMBLE NOON	03/04/1983	Active	26	3	0	3	13.04%	20		4			N	SC	0	\$1,023.00
	Exc Award (06/30/2022, 06/30/2023, 06/30/2024)																
1487	HUNTSVILLE	05/05/1950	Active	44	7	0	7	18.92%	39		0			N	SC	11	
1489	Katy Community	12/26/1972	Active	10	0	0	0	0.00%	8		0			R	M,SC	5	90+ Days
119625	Kingwood	06/12/2013	Active(1)	2	2	2	0	0.00%	2	7	2		3	S,M,VP,SC	24+		
65364	KLEIN	05/15/2002	Active	21	3	0	3	16.67%	17		7		5	N		0	\$18.00
1492	LIBERTY	11/08/1939	Active	63	7	0	7	12.50%	54		0			N	SC	1	\$1,106.00
	Exc Award (06/30/2023, 06/30/2024)																
1493	MAGNOLIA	04/16/1956	Active	32	8	4	4	14.29%	27	19	1			N	M,SC	1	\$1,090.00



Club Health Assessment for District 2 S2 through March 2025

			Status	Membership							Reports					Finance		LCIF
Club Number	Club Name	Charter Date		Current Member Count	YTD Members Added	YTD Members Dropped	YTD Net Growth	YTD Net Growth%	Member Count 12 Months Ago	Avg. length of service for dropped members	Months Since Last MMR ***	Yrs. Since Last Officer Report	President Rotation	Vice President Reported ****	Months Since Last Activity Report ***	Account Balance	Donations for current Fiscal Year	
			Number of times on status quo within last two years	If below 15 members appears				If net loss is greater than 20% appears			If no report in 3 months appears in	When more than one year appears in	Number of repeat terms		Notes the officers that do not have an active	If no report at 12 months appears in red		
152233	Magnolia Tri-County	08/24/2022	Active	12	1	8	-7	-36.84%	19	2	2		3	R	M,SC	17		\$19.00
52966	MONTGOMERY	04/28/1992	Active	19	5	1	4	26.67%	20	0	0			IP		0		\$550.00
	Exc Award (06/30/2017, 06/30/2018, 06/30/20																	
133142	Montgomery Lake Conroe Centennial	11/13/2017	Active	29	3	3	0	0.00%	32	2	2		2		VP,SC	0		
129829	Nassau Bay 100 Centennial	01/23/2017	Active	5	0	0	0	0.00%	5		6		3		M,VP,SC	N/R		\$5.00
1437	PANORAMA L C	11/20/1972	Active	23	3	0	3	15.00%	27		2			R	M,SC	3		\$321.00
1496	PASADENA	03/04/1941	Active	23	1	2	-1	-4.17%	24	13	5		None		P,M,VP,SC	13		
115445	PRAIRIE VIEW A & M UNIVERSITY CAMPUS	10/31/2011	P- Active	10	9	0	9	900.00%	3		4		2	N	M,SC	1		\$1.00
1501	SOUTH MONTGOMERY COUNTY L C	02/10/1969	Active	11	0	0	0	0.00%	11		6		14		VP,SC	0		
40405	THE WOODLANDS	10/05/1981	Active	16	1	3	-2	-11.11%	18	7	0		None	R	P,SC	1		\$1,468.00
41131	TOMBALL	04/05/1982	Active	31	4	5	-1	-3.13%	32	13	2			N		0		\$132.00
	Exc Award (06/30/2023)																	
1505	TWIN CITY L C	06/18/1965	Cancelled(8*)	0	0	2	-2	-100.00%	2	16	3		None		P,S,T,M,VP SC	24+	90+ Days	
1506	WALLER	07/14/1952	Active	6	0	0	0	0.00%	6		9		3		M,VP,SC	24+		\$6.00
31159	WILLIS	09/08/1975	Active	8	0	0	0	0.00%	8		9			IP	M,SC	24+		

Clubs Cancelled Previous Fiscal Year – Clubs Cancelled within last 12 months may be reinstated

Club Number	Club Name	Charter Date	Current Status*	Cancellation Date
63554	HOUSTON MILLENNIUM	09/05/2000	Cancelled(6*)	07/29/2023

Current Total Clubs Count	YTD New Clubs Count	YTD Cancelled Clubs Count	YTD Net Club Gain	Current Total Members Count	YTD Add	YTD Drop	YTD Net Growth	YTD Net Growth %	Member Count 12 Months Ago	Average Member Count Per Club	% of Clubs with less than 20 members	% No MMR in 3 Months	% No Officer Report in 12 Months	% of Clubs with balance 90+ days	Number of Clubs in Status Quo	% Status Quo Clubs in Financial Suspension	Number of Cancelled Clubs	Average Cancelled Club Age	Members Lost Due to Cancellation	% of Clubs Cancelled for Non-Financial Reasons
50	1	4	-3	1,460	192	137	55	3.91%	1,400	29	46%	40%	0%	20%	0	0%	4	54	20	25%



Club Health Assessment for District 2 S2 through March 2025

			Status	Membership						Reports					Finance	LCIF	
Club Number	Club Name	Charter Date		Current Member Count	YTD Members Added	YTD Members Dropped	YTD Net Growth	YTD Net Growth%	Member Count 12 Months Ago	Avg. length of service for dropped members	Months Since Last MMR ***	Yrs. Since Last Officer Report	President Rotation	Vice President Reported ****	Months Since Last Activity Report ***	Account Balance	Donations for current Fiscal Year
			Number of times on status quo within last two years	If below 15 members appears				If net loss is greater than 20% appears			If no report in 3 months appears in	When more than one year appears in	Number of repeat terms	Notes the officers that do not have an active	If no report at 12 months appears in red		

* - P - Priority Club. Cancellation Reasons: 1-Objectives/conduct, 2-Non-active club, 5-Non-existing club, 6-Disbanding, 7-Merger, 8-Financial Suspension, 9-District/Multiple District Dues.
** - Abbreviation: P-President, S-Secretary, T-Treasurer, M-Member Chairperson, VP-First Vice President, MC-Communications Chairperson, SC-Service Chairperson
*** - Abbreviation: N/R - Never reported using the Lions Clubs website, N/A - Not applicable, No password registered for the Lions Clubs website.
**** - Abbreviation: N - New, IP - Immediate Past, R - Repeat.




Club Health Assessment for District 2 S3 through March 2025

			Status	Membership							Reports					Finance		LCIF
Club Number	Club Name	Charter Date		Current Member Count	YTD Members Added	YTD Members Dropped	YTD Net Growth	YTD Net Growth%	Member Count 12 Months Ago	Avg. length of service for dropped members	Months Since Last MMR ***	Yrs. Since Last Officer Report	President Rotation	Vice President Reported ****	Months Since Last Activity Report ***	Account Balance	Donations for current Fiscal Year	
			Number of times on status quo within last two years	If below 15 members appears					If net loss is greater than 20% appears			If no report in 3 months appears in	When more than one year appears in	Number of repeat terms	Notes the officers that do not have an active	If no report at 12 months appears in red		
Clubs less than two years old																		
156407	Burnet	10/18/2023	Active	10	0	16	-16	-61.54%	26	1	0		2	R	S,M	0		
157787	Thorndale	04/03/2024	Active	26	0	1	-1	-3.70%	0	1	0			IP	SC	4		
Clubs more than two years old																		
1509	AUSTIN CAPITAL CITY	06/09/1967	Active	29	1	2	-1	-3.33%	39	2	0		2	N		0		\$117.00
Exc Award (06/30/2022, 06/30/2023)																		
136148	Austin East Austin Lions Club	07/30/2018	Active	10	0	0	0	0.00%	10		12		7	R	M,SC	24+		
144996	Austin Everest	02/09/2021	Active	29	0	13	-13	-30.95%	44	3	0		2	R		2		
Exc Award (06/30/2022)																		
1508	AUSTIN FOUNDER	01/18/1916	Active	83	5	11	-6	-6.74%	88	6	1			N	SC	1		\$578.00
Exc Award (06/30/2016, 06/30/2017, 06/30/2020)																		
135085	Austin Indian Centennial	06/21/2018	Active	19	0	0	0	0.00%	12		11		4	R	M	7	90+ Days	
1512	AUSTIN LAKE TRAVIS	05/07/1971	Active	14	0	0	0	0.00%	14		17		3	R	M,SC	24+		\$28.00
1514	AUSTIN NORTH AUSTIN	09/27/1948	Active	16	1	0	1	6.67%	14		7		7	R	T,VP	3		\$130.00
1518	AUSTIN SOUTH AUSTIN	09/23/1949	Active	5	0	0	0	0.00%	6		1		2	R		0		\$10.00
1520	AUSTIN WEST AUSTIN	02/16/1956	Active	11	0	1	-1	-8.33%	12	8	0		20	N		6		\$24.00
39844	BASTROP EVENING	05/21/1981	Active	39	12	6	6	18.18%	36	2	1			N		0		\$116.00
Exc Award (06/30/2023)																		
1523	BLANCO	11/22/1938	Active	7	0	0	0	0.00%	7		0				M,VP,SC	0		\$14.00
1530	BUCKHOLTS	01/14/1971	Active	15	0	0	0	0.00%	15		11		11	R	M	5		\$30.00
31117	BUDA	08/15/1975	Active	47	4	4	0	0.00%	48	4	0			N		0		\$292.00
Exc Award (06/30/2018, 06/30/2019, 06/30/2020)																		
32056	BULVERDE	04/23/1976	Active	26	10	1	9	52.94%	17	6	0			N		6		\$74.00
1534	CAMERON	09/19/1923	Active	48	2	0	2	4.35%	48		0			N		0		\$417.00
Exc Award (06/30/2019, 06/30/2020, 06/30/2020)																		
147612	Cameron Evening	07/15/2021	Active	21	3	7	-4	-16.00%	25	4	1		4	R		2	90+ Days	
Exc Award (06/30/2022, 06/30/2023)																		



Club Health Assessment for District 2 S3 through March 2025

			Status	Membership							Reports					Finance	LCIF
Club Number	Club Name	Charter Date		Current Member Count	YTD Members Added	YTD Members Dropped	YTD Net Growth	YTD Net Growth%	Member Count 12 Months Ago	Avg. length of service for dropped members	Months Since Last MMR ***	Yrs. Since Last Officer Report	President Rotation	Vice President Reported ****	Months Since Last Activity Report ***	Account Balance	Donations for current Fiscal Year
			Number of times on status quo within last two years	If below 15 members appears				If net loss is greater than 20% appears			If no report in 3 months appears in	When more than one year appears in	Number of repeat terms	Notes the officers that do not have an active	If no report at 12 months red		
33506	CANYON LAKE NOON	03/21/1977	Active	52	11	0	11	26.83%	47		0			N	0		\$3,582.00
	Exc Award (06/30/2017, 06/30/2018, 06/30/20																
47060	CEDAR PARK LONGHORN	03/17/1987	Active	11	4	2	2	22.22%	8	24	1			N	SC	2	\$18.00
35024	DRIPPING SPRINGS	02/09/1978	Active	21	2	0	2	10.53%	21		1		None	N	P	0	\$1,038.00
	Exc Award (06/30/2016, 06/30/2017, 06/30/20																
44277	ELGIN EVENING	10/12/1984	Active	15	2	1	1	7.14%	14	1	5		9		M,VP,SC	0	\$28.00
	Exc Award (06/30/2024)																
1548	GARDEN RIDGE	03/06/1973	Active	66	11	12	-1	-1.49%	64	12	3			N		0	\$634.00
	Exc Award (06/30/2018, 06/30/2019, 06/30/20																
1550	GEORGETOWN	09/24/1923	Active	25	3	4	-1	-3.85%	31	24	0			N	SC	0	\$1,204.00
	Exc Award (06/30/2018, 06/30/2019)																
1559	HUTTO	11/23/1953	Active	19	1	0	1	5.56%	17		5			N	SC	8	\$36.00
	Exc Award (06/30/2021)																
1561	JOHNSON CITY	02/09/1939	Active	21	1	0	1	5.00%	21		2		2		M,VP,SC	7	\$40.00
124846	Kyle	05/13/2015	Active	11	0	0	0	0.00%	11		12			N	S,SC	7	\$22.00
38848	LAGO VISTA	08/11/1980	Active	94	15	1	14	17.50%	89	13	0			N		6	\$760.00
	Exc Award (06/30/2016, 06/30/2018, 06/30/20																
48996	LIBERTY HILL	11/11/1988	Active	14	1	1	0	0.00%	15	7	1			R	SC	6	\$1,828.00
1567	LOCKHART	10/05/1967	Active	18	2	1	1	5.88%	16	11	0			N	M,SC	4	\$100.00
1569	LULING	09/09/1948	Active	16	2	5	-3	-15.79%	23	6	4			N		4	\$340.00
	Exc Award (06/30/2016, 06/30/2021)																
1572	MANOR	12/16/1955	Active	19	1	12	-11	-36.67%	32	3	1		2	N		0	\$560.00
	Exc Award (06/30/2021, 06/30/2022)																
1574	MARION	03/19/1949	Active	3	0	0	0	0.00%	3		12	1	None		P,S,T,M,VP SC	3	90+ Days
	Exc Award (06/30/2016)																
1575	MCQUEENEY	12/08/1970	Active	48	2	3	-1	-2.04%	49	13	0			N	M,VP,SC	6	\$98.00
46625	MILANO EVENING	11/17/1986	Active	14	1	0	1	7.69%	13		6		2	R		1	90+ Days
	Exc Award (06/30/2018)																




Club Health Assessment for District 2 S3 through March 2025

			Status		Membership						Reports					Finance		LCIF		
Club Number	Club Name	Charter Date			Current Member Count	YTD Members Added	YTD Members Dropped	YTD Net Growth	YTD Net Growth%	Member Count 12 Months Ago	Avg. length of service for dropped members	Months Since Last MMR ***	Yrs. Since Last Officer Report	President Rotation	Vice President Reported ****	Months Since Last Activity Report ***	Account Balance	Donations for current Fiscal Year		
			Number of times on status quo within last two years		If below 15 members appears				If net loss is greater than 20% appears			If no report in 3 months appears in	When more than one year appears in	Number of repeat terms		Notes the officers that do not have an active	If no report at 12 months appears in red			
1577	NEW BRAUNFELS	03/18/1924	Active		129	22	18	4	3.20%	134	9	0			N		1		\$3,695.00	
Exc Award (06/30/2016, 06/30/2018, 06/30/20																				
1578	NEW BRAUNFELS EVENING	05/31/1967	Active		44	10	4	6	15.79%	38	12	0			N		5		\$616.00	
Exc Award (06/30/2017, 06/30/2021, 06/30/20																				
30224	PFLUGERVILLE	02/13/1975	Active		57	0	0	0	0.00%	58		1		2	R	SC	1		\$114.00	
96419	POINT VENTURE	03/06/2006	Active		63	7	1	6	10.53%	53	9	0			N		1		\$2,274.00	
Exc Award (06/30/2017, 06/30/2020, 06/30/20																				
1580	ROCKDALE NOON	01/13/1941	Active		20	4	6	-2	-9.09%	22	2	3				VP	1		\$44.00	
49670	ROUND ROCK NOON	06/29/1989	Active		15	0	4	-4	-21.05%	23	11	4			N		5		\$1,443.00	
Exc Award (06/30/2016, 06/30/2021)																				
1583	SAN MARCOS	11/12/1941	Active		113	19	14	5	4.63%	106	4	1			N		3		\$2,286.00	
Exc Award (06/30/2018, 06/30/2021, 06/30/20																				
53499	SAN MARCOS BLUEBONNET	07/01/1992	Active		39	5	0	5	14.71%	32		0			N		7		\$370.00	
Exc Award (06/30/2017, 06/30/2019, 06/30/20																				
103971	SCHERTZ CIBOLO SELMA	11/13/2008	Active		48	8	12	-4	-7.69%	54	3	1			N		1		\$270.00	
Exc Award (06/30/2016, 06/30/2018, 06/30/20																				
104738	SPICEWOOD AND HIGHLAND LAKES	02/12/2009	Active(2)		2	0	15	-15	-88.24%	17	11	3				M,VP,SC	3			
1592	TAYLOR	03/18/1940	Active(1)		37	3	2	1	2.78%	36	2	1			N	SC	0		\$72.00	
Exc Award (06/30/2016, 06/30/2022, 06/30/20																				
117756	UNIVERSITY OF TEXAS	09/25/2012	Active		30	9	0	9	42.86%	28		6			N	SC	5			
Exc Award (06/30/2017)																				
1597	WIMBERLEY	01/17/1969	Active		155	21	6	15	10.71%	141	4	0				VP	0		\$4,280.00	
Exc Award (06/30/2016, 06/30/2019, 06/30/20																				
Current Total Clubs Count	YTD New Clubs Count	YTD Cancelled Clubs Count	YTD Net Club Gain	Current Total Members Count	YTD Add	YTD Drop	YTD Net Growth	YTD Net Growth %	Member Count 12 Months Ago	Average Member Count Per Club	% of Clubs with less than 20 members	% No MMR in 3 Months	% No Officer Report in 12 Months	% of Clubs with balance 90+ days	Number of Clubs in Status Quo	% Status Quo Clubs in Financial Suspension	Number of Cancelled Clubs	Average Cancelled Club Age	Members Lost Due to Cancellation	% of Clubs Non-Financial Reasons
48	0	0	0	1,674	205	186	19	1.15%	1,677	35	44%	33%	2%	8%	0	0%	0	0	0	0%



Club Health Assessment for District 2 S3 through March 2025

			Status	Membership							Reports					Finance	LCIF
Club Number	Club Name	Charter Date		Current Member Count	YTD Members Added	YTD Members Dropped	YTD Net Growth	YTD Net Growth%	Member Count 12 Months Ago	Avg. length of service for dropped members	Months Since Last MMR ***	Yrs. Since Last Officer Report	President Rotation	Vice President Reported ****	Months Since Last Activity Report ***	Account Balance	Donations for current Fiscal Year
			Number of times on status quo within last two years	If below 15 members appears				If net loss is greater than 20% appears			If no report in 3 months appears in	When more than one year appears in	Number of repeat terms	Notes the officers that do not have an active	If no report at 12 months appears in red		

* - P - Priority Club. Cancellation Reasons: 1-Objectives/conduct, 2-Non-active club, 5-Non-existing club, 6-Disbanding, 7-Merger, 8-Financial Suspension, 9-District/Multiple District Dues.
** - Abbreviation: P-President, S-Secretary, T-Treasurer, M-Member Chairperson, VP-First Vice President, MC-Communications Chairperson, SC-Service Chairperson
*** - Abbreviation: N/R - Never reported using the Lions Clubs website, N/A - Not applicable, No password registered for the Lions Clubs website.
**** - Abbreviation: N - New, IP - Immediate Past, R - Repeat.



Club Health Assessment for District 2 S4 through March 2025

			Status	Membership							Reports					Finance		LCIF
Club Number	Club Name	Charter Date		Current Member Count	YTD Members Added	YTD Members Dropped	YTD Net Growth	YTD Net Growth%	Member Count 12 Months Ago	Avg. length of service for dropped members	Months Since Last MMR ***	Yrs. Since Last Officer Report	President Rotation	Vice President Reported ****	Months Since Last Activity Report ***	Account Balance	Donations for current Fiscal Year	
			Number of times on status quo within last two years	If below 15 members appears				If net loss is greater than 20% appears			If no report in 3 months appears in	When more than one year appears in	Number of repeat terms	Notes the officers that do not have an active	If no report at 12 months appears in red			
Clubs less than two years old																		
154785	Bay Area League of Extraordinary Lions	06/16/2023	Active	10	1	8	-7	-41.18%	20	2	1			VP,SC	8	90+ Days	\$110.00	
178159	Brazoria County South Onyx	09/03/2024	Active	29	29	0	29	100.00%	0		2		N	M,SC	4			
155267	Galveston County Cigar	07/25/2023	Active	43	12	0	12	38.71%	31		0		2	VP	0			
154656	GREATER HOUSTON	06/08/2023	Active	61	33	23	10	19.61%	59	2	0		3	N	0		\$563.00	
Exc Award (06/30/2023, 06/30/2024)																		
180473	Houston Nigerian	02/06/2025	Newly Chartered	20	20	0	20	100.00%	0		1			M,VP,SC	1	90+ Days		
178023	Missouri City Caribbean	08/26/2024	Active	24	24	0	24	100.00%	0		6			T,M,VP,SC	4			
175519	Pearland Area Onyx	07/18/2024	Active	39	39	0	39	100.00%	0		0		N	M	0			
155758	Pearland Lady	09/08/2023	Active	49	0	1	-1	-2.00%	54	1	1		N		0		\$425.00	
Exc Award (06/30/2024)																		
179334	Stafford United Lions	11/04/2024	Active	20	20	0	20	100.00%	0		2			M,VP,SC	N/R			
Clubs more than two years old																		
1598	ALVIN	08/07/1936	Active	40	1	0	1	2.56%	38		3		N		1	90+ Days	\$58.50	
1600	ANGLETON	05/17/1929	Active	27	1	0	1	3.85%	27		0		N	SC	8		\$39.00	
151392	Angleton Danbury	06/17/2022	Active(2)	13	0	7	-7	-35.00%	20	2	0		N	M,SC	2			
1602	AUSTWELL TIVOLI L C	03/28/1967	Active	10	1	1	0	0.00%	10	2	3			VP,SC	14		\$15.00	
56904	BACLIFF-SAN LEON BAYSIDE L C	05/03/1995	Active	23	0	1	-1	-4.17%	24	10	3			VP	1		\$36.00	
Exc Award (06/30/2023)																		
1603	BAY CITY	09/19/1940	Active	109	14	25	-11	-9.17%	122	4	0		N	SC	1		\$180.00	
Exc Award (06/30/2023, 06/30/2024)																		
45643	BAY CITY EVENING	01/31/1986	Active	12	1	3	-2	-14.29%	14	4	5		N		1	90+ Days	\$21.00	
120242	Bay City Lady Lions	08/29/2013	Active	20	2	3	-1	-4.76%	22	9	1		N		1		\$31.50	
Exc Award (06/30/2022)																		
106899	BEEVILLE	11/18/2009	Active	21	0	6	-6	-22.22%	28	5	4		5	N	M,SC	4	\$40.50	
Exc Award (06/30/2023)																		




Club Health Assessment for District 2 S4 through March 2025

			Status	Membership							Reports					Finance		LCIF
Club Number	Club Name	Charter Date		Current Member Count	YTD Members Added	YTD Members Dropped	YTD Net Growth	YTD Net Growth%	Member Count 12 Months Ago	Avg. length of service for dropped members	Months Since Last MMR ***	Yrs. Since Last Officer Report	President Rotation	Vice President Reported ****	Months Since Last Activity Report ***	Account Balance	Donations for current Fiscal Year	
			Number of times on status quo within last two years	If below 15 members appears				If net loss is greater than 20% appears			If no report in 3 months appears in	When more than one year appears in	Number of repeat terms	Notes the officers that do not have an active	If no report at 12 months appears in red			
118273	BLESSING EFLM	11/08/2012	Active	36	5	7	-2	-5.26%	37	6	2		2	R	M,SC	1	\$57.00	
	Exc Award (06/30/2017, 06/30/2022)																	
1606	BOLING	03/02/1948	Active	14	0	0	0	0.00%	13		10		3		VP	1	\$1,021.00	
	Exc Award (06/30/2022, 06/30/2023)																	
1607	BRAZORIA	11/18/1947	Active	36	8	0	8	28.57%	27		0		3	N	M,VP,SC	0	\$42.00	
	Exc Award (06/30/2024)																	
138156	Brazoria County Hispanic	05/07/2019	Active	27	0	0	0	0.00%	27		21		7		M,VP,SC	8		
47604	BRAZOSPORT BREAKFAST	06/30/1987	Active	104	8	1	7	7.22%	95	2	1			N	T,SC	0	\$245.50	
	Exc Award (06/30/2023)																	
1641	BRAZOSPORT EVENING	10/22/1970	Active	18	1	1	0	0.00%	19	14	0			N	M,SC	0	\$52.50	
120093	BRAZOSPORT NOON	08/01/2013	Active	12	3	2	1	9.09%	10	2	0		2		VP,SC	0	\$66.50	
	Exc Award (06/30/2024)																	
120288	Clute	09/06/2013	Active(2)	7	0	0	0	0.00%	7		22	1	None		P,S,T,M,VP SC	1	90+ Days	
1609	CUERO	10/18/1938	Active	19	0	6	-6	-24.00%	25	2	2			N	SC	1	\$20.23	
1613	EAST BERNARD	03/19/1941	Active	26	1	0	1	4.00%	27		3		18		VP,SC	2		
1614	EDNA	10/14/1948	Active	20	6	5	1	5.26%	20	6	1			N	M,SC	0	\$28.50	
1615	EL CAMPO	09/09/1941	Active	30	0	2	-2	-6.25%	32	19	3			R	M,SC	1		
119405	EL CAMPO LADY	05/17/2013	Active	23	2	4	-2	-8.00%	26	2	2			N	M	0	\$37.50	
	Exc Award (06/30/2023)																	
1656	FIRST CAPITOL WEST COLUMBIA	08/22/1949	Active	9	0	0	0	0.00%	9		13				M,VP,SC	1		
1616	FREEPORT HOST	05/03/1943	Active	10	0	0	0	0.00%	12		1		4		M,VP,SC	1		
98909	FULSHEAR SIMONTON	03/26/2007	Active	22	0	1	-1	-4.35%	23	14	0		6	N	SC	0	\$1,034.50	
	Exc Award (06/30/2018)																	
1618	GALVESTON	01/26/1922	Active	24	2	4	-2	-7.69%	27	2	2				M,VP,SC	0	\$39.00	
1629	GALVESTON COUNTY GULF COAST	02/27/1948	Active	17	0	1	-1	-5.56%	19	1	3			R	M,SC	2	\$27.00	
105592	GALVESTON WEST BEACH	06/01/2009	Active	33	4	0	4	13.79%	25		1		2	R	SC	0	\$723.50	
	Exc Award (06/30/2022)																	



Club Health Assessment for District 2 S4 through March 2025

			Status	Membership							Reports					Finance	LCIF
Club Number	Club Name	Charter Date		Current Member Count	YTD Members Added	YTD Members Dropped	YTD Net Growth	YTD Net Growth%	Member Count 12 Months Ago	Avg. length of service for dropped members	Months Since Last MMR ***	Yrs. Since Last Officer Report	President Rotation	Vice President Reported ****	Months Since Last Activity Report ***	Account Balance	Donations for current Fiscal Year
			Number of times on status quo within last two years	If below 15 members appears				If net loss is greater than 20% appears			If no report in 3 months appears in	When more than one year appears in	Number of repeat terms	Notes the officers that do not have an active	If no report at 12 months appears in red		
1620	GANADO	04/11/1966	Active	19	4	5	-1	-5.00%	19	21	0			N	SC	1	\$1,050.00
1621	GOLIAD	06/17/1948	Active	25	2	2	0	0.00%	26	2	1			IP	SC	0	\$37.50
1622	HALLETTSVILLE	02/24/1941	Active	26	1	1	0	0.00%	26	62	0		2	R	T,M,SC	1	\$539.00
124923	Karnes City Lions	05/21/2015	Active	18	0	0	0	0.00%	18		12		3		S,M,VP,SC	1	\$3,027.00
118893	KEMAH	03/06/2013	Active	23	0	0	0	0.00%	27		5			N	SC	0	\$69.00
Exc Award (06/30/2021)																	
1628	LAKE JACKSON	11/27/1945	Active	11	3	2	1	10.00%	12	2	1		2		VP,SC	0	\$15.00
1630	LEAGUE CITY	04/10/1952	Active(1)	50	11	3	8	19.05%	41	3	0		4	N		0	
47131	MANVEL	04/03/1987	Active	12	3	0	3	33.33%	11		6		3	R		1	\$13.50
115651	Matagorda County Hunting and Fishing	12/01/2011	Active	9	6	0	6	200.00%	10		1				M,VP	0	\$160.00
34432	MISSOURI CITY-BLUE RIDGE	09/30/1977	Active	15	1	0	1	7.14%	14		5		None	R	P	5	\$34.91
1633	NEEDVILLE	03/04/1946	Active	11	0	0	0	0.00%	12		9			IP	M,SC	0	\$96.50
1634	PALACIOS	08/18/1949	Active	13	4	6	-2	-13.33%	16	4	1			R	M,SC	1	\$122.50
Exc Award (06/30/2022, 06/30/2023, 06/30/2024)																	
1636	PEARLAND	06/28/1948	Active	139	5	5	0	0.00%	143	4	0			N		0	\$358.50
Exc Award (06/30/2022, 06/30/2024)																	
82519	PEARLAND SILVER LAKE	06/03/2004	Active	40	2	0	2	5.26%	41		1			N		0	\$1,997.00
Exc Award (06/30/2018, 06/30/2024)																	
1640	REFUGIO	07/15/1948	Active	34	0	0	0	0.00%	35		9		2		M,VP,SC	24+	\$51.00
1642	ROSENBERG	06/11/1931	Active	32	1	0	1	3.23%	31		0			N	P	7	\$46.50
1646	SANTA FE	03/29/1960	Active	18	3	5	-2	-10.00%	20	11	0		2		M,VP,SC	0	\$30.00
Exc Award (06/30/2023)																	
121052	Sargent Area	12/30/2013	Active	46	12	15	-3	-6.12%	52	4	0		2	R	SC	1	\$83.50
Exc Award (06/30/2022, 06/30/2023, 06/30/2024)																	
117219	SHINER	06/18/2012	Active	50	4	1	3	6.38%	45	1	1		3	R	SC	0	\$70.50
Exc Award (06/30/2024)																	
1649	SUGAR LAND	05/05/1941	Active	52	11	1	10	23.81%	40	3	1		2	R	SC	3	\$1,133.00



Club Health Assessment for District 2 S4 through March 2025

			Status	Membership							Reports					Finance		LCIF
Club Number	Club Name	Charter Date		Current Member Count	YTD Members Added	YTD Members Dropped	YTD Net Growth	YTD Net Growth%	Member Count 12 Months Ago	Avg. length of service for dropped members	Months Since Last MMR ***	Yrs. Since Last Officer Report	President Rotation	Vice President Reported ****	Months Since Last Activity Report ***	Account Balance	Donations for current Fiscal Year	
			Number of times on status quo within last two years	If below 15 members appears				If net loss is greater than 20% appears			If no report in 3 months appears in	When more than one year appears in	Number of repeat terms	Notes the officers that do not have an active	If no report at 12 months appears in red			
Exc Award (06/30/2019, 06/30/2020, 06/30/2021)	1650 SWEENEY	04/23/1945	Active	38	6	9	-3	-7.32%	40	3	4		None	P,M,VP,SC	1	90+ Days	\$50.00	
Exc Award (06/30/2022, 06/30/2023)	1651 TEXAS CITY	03/01/1939	Active	14	2	1	1	7.69%	13	24	5		2	R SC	0		\$539.50	
Exc Award (06/30/2023)	42042 TEXAS CITY MAINLAND	12/03/1982	Active	37	2	1	1	2.78%	41	41	1		7	S,M,VP,SC	1		\$54.00	
120039 Van Vleck		07/24/2013	Active	15	1	1	0	0.00%	15	12	1			IP SC	17		\$22.50	
1654 VICTORIA		01/17/1925	Active	57	20	9	11	23.91%	44	14	0			R	0		\$1,419.00	
Exc Award (06/30/2023)	1655 VICTORIA BOULEVARD	06/30/1950	Cancelled(6*)	0	0	0	0	0.00%	17		8	1	None	P,S,T,M,VP SC	16			
119708 Victoria Downtown		06/19/2013	Active(1)	7	1	10	-9	-56.25%	16	6	5		4	S,T,M,VP,SC	24+	90+ Days		
1657 WHARTON		05/03/1928	Active	41	0	0	0	0.00%	40		8			N P	5			
Exc Award (06/30/2022, 06/30/2023, 06/30/2024)	1658 WOODSBORO	09/16/1930	Active	17	0	14	-14	-45.16%	31	5	0			N T,SC	0	90+ Days	\$46.50	
Exc Award (06/30/2022, 06/30/2023)	1659 YOAKUM	07/19/1928	Active	60	2	1	1	1.69%	60	2	5			P,M,VP,SC	0		\$88.50	
1660 YORKTOWN		12/19/1939	Active	43	3	2	1	2.38%	42	22	0		6	R M,SC	0		\$63.00	

Clubs Cancelled Previous Fiscal Year – Clubs Cancelled within last 12 months may be reinstated

Club Number	Club Name	Charter Date	Current Status*	Cancellation Date
1612	DICKINSON	06/15/1941	Cancelled(6*)	08/29/2023
124488	Falls City	03/31/2015	Cancelled(8*)	08/29/2023
100315	FRIENDSWOOD	10/10/2007	Cancelled(6*)	06/29/2024
122986	Kenedy	08/25/2014	Cancelled(8*)	12/29/2023
64510	MOULTON	06/30/2001	Cancelled(8*)	06/29/2024
1638	PORT LAVACA	06/30/1941	Cancelled(8*)	06/29/2024
1643	ROSENBERG FORT BEND	03/08/1962	Cancelled(6*)	12/29/2023
1648	STAFFORD MISSOURI CITY	04/17/1957	Cancelled(8*)	12/29/2023



Club Health Assessment for District 2 S4 through March 2025

Club Number			Club Name			Charter Date			Status					Membership					Reports					Finance		LCIF
									Current Member Count	YTD Members Added	YTD Members Dropped	YTD Net Growth	YTD Net Growth%	Member Count 12 Months Ago	Avg. length of service for dropped members	Months Since Last MMR ***	Yrs. Since Last Officer Report	President Rotation	Vice President Reported ****	Months Since Last Activity Report ***	Account Balance	Donations for current Fiscal Year				
									Number of times on status quo within last two years	If below 15 members appears			If net loss is greater than 20% appears			If no report in 3 months appears in		When more than one year appears in	Number of repeat terms	Notes the officers that do not have an active		If no report at 12 months appears in red				
Current Total Clubs Count	YTD New Clubs Count	YTD Cancelled Clubs Count	YTD Net Club Gain	Current Total Members Count	YTD Add	YTD Drop	YTD Net Growth	YTD Net Growth %	Member Count 12 Months Ago	Average Member Count Per Club	% of Clubs with less than 20 members	% No MMR in 3 Months	% No Officer Report in 12 Months	% of Clubs with balance 90+ days	Number of Clubs in Status Quo	% Status Quo Clubs in Financial Suspension	Number of Cancelled Clubs	Average Cancelled Club Age	Members Lost Due to Cancellation	% of Clubs Cancelled for Non-Financial Reasons						
67	5	1	4	2,029	348	206	142	7.53%	1,947	30	37%	36%	1%	12%	0	0%	1	425	0	-400%						

* - P - Priority Club. Cancellation Reasons: 1-Objectives/conduct, 2-Non-active club, 5-Non-existing club, 6-Disbanding, 7-Merger, 8-Financial Suspension, 9-District/Multiple District Dues.


** - Abbreviation: P-President, S-Secretary, T-Treasurer, M-Member Chairperson, VP-First Vice President, MC-Communications Chairperson, SC-Service Chairperson

*** - Abbreviation: N/R - Never reported using the Lions Clubs website, N/A - Not applicable, No password registered for the Lions Clubs website.

**** - Abbreviation: N - New, IP - Immediate Past, R - Repeat.




Club Health Assessment for District 2 S5 through March 2025

			Status	Membership							Reports					Finance	LCIF
Club Number	Club Name	Charter Date		Current Member Count	YTD Members Added	YTD Members Dropped	YTD Net Growth	YTD Net Growth%	Member Count 12 Months Ago	Avg. length of service for dropped members	Months Since Last MMR ***	Yrs. Since Last Officer Report	President Rotation	Vice President Reported ****	Months Since Last Activity Report ***	Account Balance	Donations for current Fiscal Year
			Number of times on status quo within last two years	If below 15 members appears				If net loss is greater than 20% appears			If no report in 3 months appears in	When more than one year appears in	Number of repeat terms	Notes the officers that do not have an active	If no report at 12 months appears in red		
Clubs more than two years old																	
1522	BELLVILLE	11/20/1940	Active	107	6	4	2	1.90%	103	6	1		2	N	24+		\$3,105.00
84358	BLINN COLLEGE	10/29/2004	Active	22	17	19	-2	-8.33%	25	1	0		2	N	M,SC	11	\$25.00
Exc Award (06/30/2022, 06/30/2023)																	
1525	BRENNHAM EVENING	09/01/1936	Active	22	0	0	0	0.00%	26		1		None		P,S,M,VP,SC	13	\$2,022.00
Exc Award (06/30/2022)																	
1526	BRENNHAM NOON	04/03/1969	Active	20	3	2	1	5.26%	19	14	1		11		M,VP,SC	24+	\$3,000.00
1527	BRYAN	08/28/1923	Active	68	19	9	10	17.24%	58	7	2			N		3	\$58.00
1532	CALDWELL	02/12/1948	Active	22	1	0	1	4.76%	20		2			N		0	\$225.00
49848	CALDWELL BURLESON COUNTY	09/15/1989	Active	35	3	1	2	6.06%	34	28	0			N		0	\$1,848.00
Exc Award (06/30/2017, 06/30/2018, 06/30/20)																	
51093	CALDWELL EARLY EVENING	12/03/1990	Active	13	0	3	-3	-18.75%	16	7	2			N		19	\$25.00
Exc Award (06/30/2017, 06/30/2023)																	
1537	CARMINE	02/18/1972	Active	37	2	0	2	5.71%	35		6		None		P,T,M,VP,SC	17	
Exc Award (06/30/2021, 06/30/2022, 06/30/20)																	
1539	COLLEGE STATION	10/23/1950	Active	137	8	20	-12	-8.05%	145	12	0			N		1	\$4,830.00
Exc Award (06/30/2019, 06/30/2024)																	
125004	College Station Evening	05/29/2015	P- Active	0	0	0	0	0.00%	15		6		None		P,S,T,M,VP SC	13	
Exc Award (06/30/2022)																	
1538	COLLEGE STATION MORNING	07/11/1973	Active	12	0	0	0	0.00%	12		19		2	R	M,SC	24+	\$25.00
1540	COLUMBUS	06/04/1943	Active	105	15	4	11	11.70%	89	5	0			N		2	\$284.00
Exc Award (06/30/2017, 06/30/2022, 06/30/20)																	
49975	DIME BOX	11/27/1989	Active	44	5	0	5	12.82%	37		6			N	P,SC	10	
Exc Award (06/30/2018, 06/30/2022, 06/30/20)																	
1543	EAGLE LAKE NOON	06/26/1941	Active	29	5	0	5	20.83%	24		2			N	M,SC	20	\$25.00
Exc Award (06/30/2017)																	
1546	FAYETTEVILLE	10/13/1966	Active	72	4	12	-8	-10.00%	81	9	2		2	R	S,SC	8	
38888	FLATONIA	09/29/1980	Active	38	1	3	-2	-5.00%	42	5	0			N		0	\$40.00




Club Health Assessment for District 2 S5 through March 2025

			Status	Membership							Reports					Finance	LCIF	
Club Number	Club Name	Charter Date		Current Member Count	YTD Members Added	YTD Members Dropped	YTD Net Growth	YTD Net Growth%	Member Count 12 Months Ago	Avg. length of service for dropped members	Months Since Last MMR ***	Yrs. Since Last Officer Report	President Rotation	Vice President Reported ****	Months Since Last Activity Report ***	Account Balance	Donations for current Fiscal Year	
			Number of times on status quo within last two years	If below 15 members appears					If net loss is greater than 20% appears			If no report in 3 months appears in	When more than one year appears in	Number of repeat terms	Notes the officers that do not have appears in an active	If no report at 12 months red		
1549	GARWOOD	01/26/1948	Active	25	0	0	0	0.00%	27		11		None	P,M,VP,SC	24+		\$25.00	
99420	GERONIMO LIONS	05/22/2007	Active	34	0	2	-2	-5.56%	37	7	3			N	M,SC	1	\$35.00	
1552	GIDDINGS	08/22/1928	Active	78	4	1	3	4.00%	73	25	0			N	SC	12	\$150.00	
Exc Award (06/30/2017, 06/30/2021, 06/30/2022, 06/30/2023, 06/30/2024)																		
39986	GIDDINGS BREAKFAST	06/12/1981	Active	93	6	2	4	4.49%	95	4	0			N		0	\$20.00	
Exc Award (06/30/2021, 06/30/2022, 06/30/2023, 06/30/2024)																		
63598	GIDDINGS EVENING	10/02/2000	Active	11	0	1	-1	-8.33%	12	1	7		None	P,T,M,VP,SC	0			
Exc Award (06/30/2023, 06/30/2024)																		
47663	GIDDINGS NEW HORIZONS	08/05/1987	Active	76	0	5	-5	-6.17%	82	2	0		2	N	SC	12	\$25.00	
Exc Award (06/30/2020, 06/30/2021, 06/30/2022, 06/30/2023, 06/30/2024)																		
50444	GONZALES BREAKFAST	04/23/1990	Active	14	0	0	0	0.00%	14		6		2	S,T,M,VP,SC	17			
1553	GONZALES NOON	05/03/1940	Active	73	9	7	2	2.82%	66	9	0			N		3	(\$1,000.00)	
Exc Award (06/30/2017, 06/30/2021, 06/30/2022, 06/30/2023, 06/30/2024)																		
1557	HEARNE	09/09/1947	Active	19	0	0	0	0.00%	18		10		3	R	M,SC	24+	\$25.00	
1558	HILLTOP LAKES	03/10/1967	Active	55	7	9	-2	-3.51%	57	16	0			N	P,SC	1	\$57.00	
Exc Award (06/30/2022, 06/30/2023, 06/30/2024)																		
1560	INDUSTRY WEST END	06/14/1971	Active	26	1	2	-1	-3.70%	27	37	2				P,M,VP,SC	24+	\$27.00	
48641	LA GRANGE BLUEBONNET	06/08/1988	Active	21	0	0	0	0.00%	21		11			N		3	\$21.00	
Exc Award (06/30/2019, 06/30/2020, 06/30/2021, 06/30/2022, 06/30/2023, 06/30/2024)																		
1565	LA GRANGE EVENING	11/03/1966	Active(1)	39	0	0	0	0.00%	39		4				M,VP,SC	24+		
Exc Award (06/30/2022, 06/30/2023, 06/30/2024)																		
1564	LA GRANGE NOON	08/28/1928	Active	87	8	23	-15	-14.71%	107	8	0				VP	5	\$1,102.00	
Exc Award (06/30/2020, 06/30/2021, 06/30/2022, 06/30/2023, 06/30/2024)																		
1566	LEXINGTON	12/17/1953	Active	47	3	11	-8	-14.55%	58	5	0				M,VP,SC	1	\$55.00	
Exc Award (06/30/2022, 06/30/2023, 06/30/2024)																		
1571	MADISONVILLE	03/18/1948	Active	17	1	0	1	6.25%	16		5		6		M,VP,SC	24+	\$25.00	
1576	NAVASOTA	10/04/1948	Active	22	4	3	1	4.76%	21	3	3			N		15		
47083	NAVASOTA NOON	03/30/1987	Active	32	1	0	1	3.23%	49		6			R	T	0	90+ Days	




Club Health Assessment for District 2 S5 through March 2025

			Status	Membership							Reports					Finance		LCIF
Club Number	Club Name	Charter Date		Current Member Count	YTD Members Added	YTD Members Dropped	YTD Net Growth	YTD Net Growth%	Member Count 12 Months Ago	Avg. length of service for dropped members	Months Since Last MMR ***	Yrs. Since Last Officer Report	President Rotation	Vice President Reported ****	Months Since Last Activity Report ***	Account Balance	Donations for current Fiscal Year	
			Number of times on status quo within last two years	If below 15 members appears				If net loss is greater than 20% appears			If no report in 3 months appears in	When more than one year appears in	Number of repeat terms	Notes the officers that do not have an active	If no report at 12 months appears in red			
Exc Award (06/30/2018)																		
46535	NEW BADEN CAMP CREEK EVENING	09/22/1986	Active(1)	27	1	4	-3	-10.00%	31	22	2		2	R	VP,SC	24+	90+ Days	\$100.00
54329	NEW ULM	04/12/1993	Active	13	0	0	0	0.00%	13		13		None		P,T,M,VP,SC	24+	90+ Days	
1579	NIXON	09/09/1941	Active	13	0	2	-2	-13.33%	13	5	6			N	SC	24+		
104953	PAIGE	03/12/2009	Active	49	5	2	3	6.52%	47	8	0			N	M,SC	0		\$25.00
Exc Award (06/30/2021, 06/30/2022, 06/30/20)																		
130508	Round Top	03/24/2017	Active	15	0	0	0	0.00%	13		9		8	R	M,SC	12		\$15.00
Exc Award (06/30/2021)																		
1585	SCHULENBURG	11/15/1966	Active	29	1	5	-4	-12.12%	33	13	2		5		M,VP,SC	24+		
Exc Award (06/30/2022)																		
1586	SEALY	12/20/1968	Active(1)	13	1	0	1	8.33%	12		6		2	R	M,VP	0		\$2,000.00
1587	SEGUIN NOON	02/27/1940	Active(1)	38	3	4	-1	-2.56%	38	16	2			N	SC	7		\$1,078.00
Exc Award (06/30/2024)																		
39119	SEGUIN SUNRISE	12/23/1980	Active	27	1	1	0	0.00%	28	2	0			N		0		\$1,127.00
Exc Award (06/30/2022, 06/30/2023)																		
49887	SEGUIN SUNSET	10/19/1989	Active	13	0	2	-2	-13.33%	15	4	4			N	SC	2		
Exc Award (06/30/2022, 06/30/2023)																		
1589	SHERIDAN	03/30/1964	Active	43	8	0	8	22.86%	32		0			IP	T,M,SC	2		
Exc Award (06/30/2017)																		
1590	SMITHVILLE	02/17/1927	Active	48	6	1	5	11.63%	47	1	0			N		4		
1591	SNOOK	03/20/1967	Active	26	1	1	0	0.00%	31	2	2			N	SC	15		
63111	WAELDER NEW MILLENNIUM	05/03/2000	Active	6	0	1	-1	-14.29%	8	3	2		4		M,VP,SC	0		\$1,025.00
Exc Award (06/30/2022)																		
110138	WASHINGTON COUNTY LADIES	01/19/2011	Active	51	5	5	0	0.00%	53	7	0			IP	SC	4		\$601.00
Exc Award (06/30/2018, 06/30/2024)																		
1596	WEIMAR	02/03/1948	Active	62	3	2	1	1.64%	60	16	0			N		3		\$1,061.00
51604	WEIMAR ENCORE	05/07/1991	Active	44	1	0	1	2.33%	43		3			N		0		\$543.00
Exc Award (06/30/2021, 06/30/2023, 06/30/20)																		



Club Health Assessment for District 2 S5 through March 2025

				Status	Membership						Reports					Finance	LCIF
Club Number	Club Name	Charter Date		Current Member Count	YTD Members Added	YTD Members Dropped	YTD Net Growth	YTD Net Growth%	Member Count 12 Months Ago	Avg. length of service for dropped members	Months Since Last MMR ***	Yrs. Since Last Officer Report	President Rotation	Vice President Reported ****	Months Since Last Activity Report ***	Account Balance	Donations for current Fiscal Year
			Number of times on status quo within last two years	If below 15 members appears				If net loss is greater than 20% appears			If no report in 3 months appears in	When more than one year appears in	Number of repeat terms	Notes the officers that do not have an active	If no report at 12 months appears in red		
48759	WELLBORN Exc Award (06/30/2023)	06/24/1988	Active	22	2	0	2	10.00%	21		0		2	R M,SC	15		

Clubs Cancelled Previous Fiscal Year – Clubs Cancelled within last 12 months may be reinstated

Club Number	Club Name	Charter Date	Current Status*	Cancellation Date
65401	AGGIELAND	05/21/2002	Cancelled(8*)	08/29/2023
108308	SOMERVILLE	05/12/2010	Cancelled(8*)	06/29/2024

Current Total Clubs Count	YTD New Clubs Count	YTD Cancelled Clubs Count	YTD Net Club Gain	Current Total Members Count	YTD Add	YTD Drop	YTD Net Growth	YTD Net Growth %	Member Count 12 Months Ago	Average Member Count Per Club	% of Clubs with less than 20 members	% No MMR in 3 Months	% No Officer Report in 12 Months	% of Clubs with balance 90+ days	Number of Clubs in Status Quo	% Status Quo Clubs in Financial Suspension	Number of Cancelled Clubs	Average Cancelled Club Age	Members Lost Due to Cancellation	% of Clubs Cancelled for Non-Financial Reasons
53	0	0	0	2,091	171	173	-2	-0.10%	2,138	39	25%	38%	0%	6%	0	0%	0	0	0	0%

* - P - Priority Club. Cancellation Reasons: 1-Objectives/conduct, 2-Non-active club, 5-Non-existing club, 6-Disbanding, 7-Merger, 8-Financial Suspension, 9-District/Multiple District Dues.

** - Abbreviation: P-President, S-Secretary, T-Treasurer, M-Member Chairperson, VP-First Vice President, MC-Communications Chairperson, SC-Service Chairperson

*** - Abbreviation: N/R - Never reported using the Lions Clubs website, N/A - Not applicable, No password registered for the Lions Clubs website.

**** - Abbreviation: N - New, IP - Immediate Past, R - Repeat.



Club Health Assessment for District 3 E through March 2025

			Status	Membership							Reports					Finance		LCIF
Club Number	Club Name	Charter Date		Current Member Count	YTD Members Added	YTD Members Dropped	YTD Net Growth	YTD Net Growth%	Member Count 12 Months Ago	Avg. length of service for dropped members	Months Since Last MMR ***	Yrs. Since Last Officer Report	President Rotation	Vice President Reported ****	Months Since Last Activity Report ***	Account Balance	Donations for current Fiscal Year	
			Number of times on status quo within last two years	If below 15 members appears				If net loss is greater than 20% appears			If no report in 3 months appears in	When more than one year appears in	Number of repeat terms	Notes the officers that do not have an active	If no report at 12 months appears in red			
Clubs less than two years old																		
157521	Bokoshe	03/26/2024	Active	36	0	5	-5	-12.20%	35	1	0		2	N	M,VP,SC	12		
Clubs more than two years old																		
1661	BARTLESVILLE	05/04/1921	Active	31	3	0	3	10.71%	28		0			N		5	\$3,000.00	
1896	BRISTOW	11/30/1921	Active	31	4	0	4	14.81%	27		5			N	P,SC	22		
47013	BROKEN ARROW	03/05/1987	Active	9	0	1	-1	-10.00%	10	17	4		5		P,M,VP,SC	24+		
67489	BROKEN ARROW NOON	03/26/2003	Active	7	0	0	0	0.00%	6		8				M,VP,SC	23		
1702	BROKEN BOW	03/07/1929	Active	15	0	1	-1	-6.25%	16	6	2		3	R	SC	10	\$125.00	
Exc Award (06/30/2018)																		
1664	CHECOTAH	11/18/1921	Active	26	4	6	-2	-7.14%	28	23	1				M,VP,SC	24+		
43131	CLAYTON	11/21/1983	Active	22	3	1	2	10.00%	18	30	0		3	R	M,SC	15		
1667	COWETA	02/02/1940	Active	16	0	0	0	0.00%	16		5		3	N	M,VP,SC	24+		
1668	DEWEY	05/13/1952	Active	9	0	2	-2	-18.18%	13	10	2			N	M,SC	24+		
1669	FAIRLAND	10/27/1953	Active	19	2	1	1	5.56%	17	47	3		2	N		0	\$1,250.00	
1714	HEAVENER	01/30/1923	Active	24	0	0	0	0.00%	23		10			N	P,M,VP,SC	24+		
1671	HENRYETTA	05/17/1929	Active	54	11	6	5	10.20%	53	6	0		None		P,T,M,VP,SC	3	90+ Days	
Exc Award (06/30/2016, 06/30/2018, 06/30/20)																		
43705	HOLDENVILLE	04/30/1984	Active	18	2	1	1	5.88%	17	2	1			N	M,VP,SC	1		
1717	HUGO	06/11/1919	Active(1)	14	5	1	4	40.00%	11	4	0			N	M,SC	2		
1718	IDABEL	12/14/1928	Active	27	1	2	-1	-3.57%	28	9	0			IP	P,M,SC	24+	\$450.00	
64980	JAY	02/06/2002	Active	10	0	0	0	0.00%	13		5		4	R	M,SC	24+	90+ Days	
1725	MC ALESTER	06/13/1918	Active	25	1	6	-5	-16.67%	30	20	0				VP,SC	5	\$50.00	
1676	MIAMI	03/18/1921	Active	11	0	3	-3	-21.43%	14	10	0		6		T,M,VP,SC	24+		
1678	MORRIS	01/24/1961	Active	15	0	0	0	0.00%	15		34		3		M,VP,SC	24+		
44934	MULDROW	05/09/1985	Active	8	0	5	-5	-38.46%	13	27	5		4		P,M,VP,SC	N/R		
1679	MUSKOGEE	10/26/1916	Active	25	1	0	1	4.17%	24		0			N	M,SC	24+		



Club Health Assessment for District 3 E through March 2025

			Status	Membership							Reports					Finance		LCIF		
Club Number	Club Name	Charter Date		Current Member Count	YTD Members Added	YTD Members Dropped	YTD Net Growth	YTD Net Growth%	Member Count 12 Months Ago	Avg. length of service for dropped members	Months Since Last MMR ***	Yrs. Since Last Officer Report	President Rotation	Vice President Reported ****	Months Since Last Activity Report ***	Account Balance	Donations for current Fiscal Year			
			Number of times on status quo within last two years	If below 15 members appears					If net loss is greater than 20% appears			If no report in 3 months appears in	When more than one year appears in	Number of repeat terms	Notes the officers that do not have an active	If no report at 12 months appears in red				
1681	NOWATA	04/20/1948	Active	6	0	0	0	0.00%	6		5		7	M,VP,SC	N/A	90+ Days	\$715.00			
1683	OKMULGEE	02/05/1919	Active	29	4	5	-1	-3.33%	29	16	0			N	M,SC			1		
40488	POCOLA	11/17/1981	Active	14	0	0	0	0.00%	15		2			R	M,SC			19		
1686	PORTER	04/29/1964	Active	16	0	0	0	0.00%	16		12		3	M,VP,SC	24+					
1727	POTEAU EVENING	01/17/1961	Active	7	0	0	0	0.00%	7		9		2	R	VP,SC			17		
1687	PRYOR	09/23/1948	Active	24	2	1	1	4.35%	23	50	0		2		M,VP,SC			15		
1689	SALLISAW	04/11/1938	Active	60	0	0	0	0.00%	60		6			N	T,M,SC			24+		
Exc Award (06/30/2016)																				
1926	SAPULPA	06/10/1949	Active	17	0	1	-1	-5.56%	18	17	7		2	R	M,SC			24+		
61326	TAHLEQUAH	12/07/1998	Active	10	0	3	-3	-23.08%	13	3	0				M,VP,SC	24+	90+ Days	\$50.00		
1733	TALIHINA	06/08/1929	Active	8	0	0	0	0.00%	8		5		4	R	P,M,SC	24+				
1933	TULSA DOWNTOWN	10/11/1916	Active	33	9	5	4	13.79%	30	12	0			N	SC	0			\$400.00	
Exc Award (06/30/2021)																				
1928	TULSA METRO-MC CULLOUGH	02/09/1956	Active	9	0	0	0	0.00%	7		8		11		M,VP,SC	24+				
36432	VIAN	01/18/1979	Active	8	0	0	0	0.00%	8		10		3	R	M,SC	16				
1693	VINITA	04/15/1931	Active	51	3	11	-8	-13.56%	58	11	1			N	SC	20				
1694	WAGONER	05/20/1946	Active	22	0	0	0	0.00%	19		5		5		T,M,VP,SC	11				\$1,000.00
1737	WILBURTON	05/04/1922	Active	18	1	8	-7	-28.00%	26	22	0			R	M,VP,SC	1				
1697	WYANDOTTE	04/22/1958	Active	11	1	7	-6	-35.29%	17	9	1		12		M,VP,SC	17				

Clubs Cancelled Previous Fiscal Year – Clubs Cancelled within last 12 months may be reinstated

Club Number	Club Name	Charter Date	Current Status*	Cancellation Date
97105	CHELSEA	05/09/2006	Cancelled(6*)	12/29/2023
109673	MUSKOGEE COUNTY	01/15/2011	Cancelled(6*)	12/29/2023
1934	TULSA BROOKSIDE	05/18/1948	Cancelled(6*)	06/29/2024



Club Health Assessment for District 3 E through March 2025

Club Number			Club Name			Charter Date			Status					Membership					Reports					Finance		LCIF
									Current Member Count	YTD Members Added	YTD Members Dropped	YTD Net Growth	YTD Net Growth%	Member Count 12 Months Ago	Avg. length of service for dropped members	Months Since Last MMR ***	Yrs. Since Last Officer Report	President Rotation	Vice President Reported ****	Months Since Last Activity Report ***	Account Balance	Donations for current Fiscal Year				
									Number of times on status quo within last two years	If below 15 members appears			If net loss is greater than 20% appears			If no report in 3 months appears in		When more than one year appears in	Number of repeat terms	Notes the officers that do not have an active		If no report at 12 months appears in red				
Current Total Clubs Count	YTD New Clubs Count	YTD Cancelled Clubs Count	YTD Net Club Gain	Current Total Members Count	YTD Add	YTD Drop	YTD Net Growth	YTD Net Growth %	Member Count 12 Months Ago	Average Member Count Per Club	% of Clubs with less than 20 members	% No MMR in 3 Months	% No Officer Report in 12 Months	% of Clubs with balance 90+ days	Number of Clubs in Status Quo	% Status Quo Clubs in Financial Suspension	Number of Cancelled Clubs	Average Cancelled Club Age	Members Lost Due to Cancellation	% of Clubs Cancelled for Non-Financial Reasons						
39	0	0	0	795	57	82	-25	-3.05%	815	20	59%	46%	0%	10%	0	0%	0	0	0	0%						

* - P - Priority Club. Cancellation Reasons: 1-Objectives/conduct, 2-Non-active club, 5-Non-existing club, 6-Disbanding, 7-Merger, 8-Financial Suspension, 9-District/Multiple District Dues.


** - Abbreviation: P-President, S-Secretary, T-Treasurer, M-Member Chairperson, VP-First Vice President, MC-Communications Chairperson, SC-Service Chairperson

*** - Abbreviation: N/R - Never reported using the Lions Clubs website, N/A - Not applicable, No password registered for the Lions Clubs website.

**** - Abbreviation: N - New, IP - Immediate Past, R - Repeat.



Club Health Assessment for District 3 NW through March 2025

			Status	Membership							Reports					Finance		LCIF
Club Number	Club Name	Charter Date		Current Member Count	YTD Members Added	YTD Members Dropped	YTD Net Growth	YTD Net Growth%	Member Count 12 Months Ago	Avg. length of service for dropped members	Months Since Last MMR ***	Yrs. Since Last Officer Report	President Rotation	Vice President Reported ****	Months Since Last Activity Report ***	Account Balance	Donations for current Fiscal Year	
			Number of times on status quo within last two years	If below 15 members appears					If net loss is greater than 20% appears			If no report in 3 months appears in	When more than one year appears in	Number of repeat terms	Notes the officers that do not have an active	If no report at 12 months appears in red		
Clubs more than two years old																		
1794	BALKO	04/09/1973	Active	18	2	1	1	5.88%	18	35	2				P,M,VP,SC	24+	90+ Days	
1797	BURLINGTON	12/15/1965	Active	19	0	0	0	0.00%	19		10		2		M,VP,SC	N/R		
1798	CANTON	11/14/1929	Active(1)	7	0	0	0	0.00%	7		16		9		T,M,VP,SC	N/R	90+ Days	
1898	CHANDLER	01/10/1946	Active	56	5	1	4	7.69%	52	13	0			N	M,SC	24+		
1800	CHEROKEE	05/04/1928	Active	17	0	0	0	0.00%	18		8			IP	T,M,VP,SC	N/R		
1802	COVINGTON	11/24/1964	Cancelled(6*)	0	0	11	-11	-100.00%	13	24	10		None		P,S,T,M,VP SC	24+		
1803	CRESCENT	03/23/1935	Active	11	0	0	0	0.00%	11		12		5	R	T,M,VP,SC	24+		
1900	CUSHING	04/20/1921	Active	30	2	3	-1	-3.23%	32	17	0			N	M,SC	24+		
Exc Award (06/30/2019)																		
1901	DAVENPORT	03/18/1954	Active	13	0	0	0	0.00%	13		7		8	R	P,M,VP,SC	24+		
1809	FAIRVIEW	04/25/1928	Active	66	7	4	3	4.76%	64	9	0			N	M,SC	24+		
1812	GARBER	09/06/1948	Active	12	1	0	1	9.09%	11		7		4	R	M,SC	20		\$169.00
1814	GOODWELL	08/30/1948	Active	2	0	0	0	0.00%	2		17		6	R	M,SC	3		
1815	GUTHRIE	11/10/1919	Active(1)	34	0	1	-1	-2.86%	35	56	1		2	R	M,VP,SC	10	90+ Days	\$250.00
1816	GUYMON	06/27/1928	Active	31	0	0	0	0.00%	31		11			N	P,M,VP,SC	11		
1817	HELENA	04/17/1951	Active	9	0	0	0	0.00%	9		31		8		T,M,VP,SC	24+		
1818	HENNESSEY	01/25/1934	Active	26	0	0	0	0.00%	26		17		None		P,M,VP,SC	24+		\$200.00
30757	JET	05/06/1975	Active	16	0	1	-1	-5.88%	16	1	0		8	R	T,M,VP,SC	17		
1822	KINGFISHER	02/29/1932	Active(1)	34	9	12	-3	-8.11%	37	14	3			N	M,SC	24+		
1823	KREMLIN	04/04/1966	Active	26	3	5	-2	-7.14%	28	4	1		6	R	M,SC	19		
1827	LAVERNE	01/20/1947	Active	19	0	0	0	0.00%	19		0		3	R	M,VP,SC	10		\$700.00
Exc Award (06/30/2024)																		
1828	LOMEGA L C	12/26/1972	Active	15	0	0	0	0.00%	15		9			N	T,M,SC	0		
1832	MEDFORD	10/20/1927	Active	9	0	1	-1	-10.00%	10	26	3			N	SC	15	90+ Days	



Club Health Assessment for District 3 NW through March 2025

			Status	Membership							Reports					Finance		LCIF
Club Number	Club Name	Charter Date		Current Member Count	YTD Members Added	YTD Members Dropped	YTD Net Growth	YTD Net Growth%	Member Count 12 Months Ago	Avg. length of service for dropped members	Months Since Last MMR ***	Yrs. Since Last Officer Report	President Rotation	Vice President Reported ****	Months Since Last Activity Report ***	Account Balance	Donations for current Fiscal Year	
			Number of times on status quo within last two years	If below 15 members appears				If net loss is greater than 20% appears			If no report in 3 months appears in	When more than one year appears in	Number of repeat terms		Notes the officers that do not have an active	If no report at 12 months appears in red		
1911	MORRISON	04/18/1967	Active	32	0	0	0	0.00%	32		0			N	M,SC	24+	90+ Days	
1829	MULHALL-ORLANDO	03/17/1970	Active	12	3	1	2	20.00%	9	5	0			N	P,T,M,SC	0		\$300.00
1913	NEWKIRK	12/08/1950	Active	16	0	0	0	0.00%	16		13		7	R	SC	10		
1808	NORTH ENID	08/30/1962	Active	32	3	3	0	0.00%	32	46	0			N	P	4		\$2,150.00
Exc Award (06/30/2017)																		
1835	OKARCHE	11/30/1949	Active	45	0	2	-2	-4.26%	50	8	5		None		P,VP,SC	24+		
1918	PERKINS	01/05/1950	Active	24	1	1	0	0.00%	14	1	3		2	R		10	\$200.00	
1919	PERRY	01/14/1926	Active	32	2	3	-1	-3.03%	34	33	1			N	M,SC	5		
1921	PONCA CITY AFTER FIVE	04/28/1965	Active	16	2	2	0	0.00%	17	1	2		2	R	M,SC	7		
1920	PONCA CITY NOON	06/30/1922	Active	46	4	3	1	2.22%	45	9	0			N	SC	0	\$40.00	
Exc Award (06/30/2023)																		
1922	PRAGUE	05/16/1949	Active	31	4	0	4	14.81%	27		0			N	SC	24+		
35025	RINGWOOD	02/13/1978	Active	10	0	0	0	0.00%	12		9		None		P,T,M,VP,SC	24+	90+ Days	
1837	SEILING	12/10/1929	Active	12	0	1	-1	-7.69%	13	68	2		2	R	P,M,VP,SC	24+	90+ Days	
1930	STILLWATER NOON	06/03/1965	Active	85	8	5	3	3.66%	83	11	0			N		0	\$2,170.00	
Exc Award (06/30/2022, 06/30/2023, 06/30/20)																		
1931	STROUD	06/12/1941	Active	26	1	3	-2	-7.14%	27	5	1				VP,SC	20		\$130.00
1841	WAKITA	10/04/1929	Active	23	0	0	0	0.00%	25		11		None		P,S,T,M,VP,SC	24+		
1842	WATONGA	03/23/1950	Active	21	2	3	-1	-4.55%	22	6	0		None	N	P,T,VP,SC	17		
1790	WEATHERFORD	04/17/1962	Active	12	0	0	0	0.00%	12		23		2		S,T,M,VP,SC	19		
1845	WOODWARD	01/23/1928	Active	22	0	2	-2	-8.33%	24	13	0		16	R	P,M,VP,SC	N/R		

Clubs Cancelled Previous Fiscal Year – Clubs Cancelled within last 12 months may be reinstated

Club Number	Club Name	Charter Date	Current Status*	Cancellation Date
1834	NASH	02/05/1937	Cancelled(8*)	12/29/2023



Club Health Assessment for District 3 NW through March 2025

Club Number			Club Name			Charter Date			Status					Membership					Reports					Finance		LCIF
									Current Member Count	YTD Members Added	YTD Members Dropped	YTD Net Growth	YTD Net Growth%	Member Count 12 Months Ago	Avg. length of service for dropped members	Months Since Last MMR ***	Yrs. Since Last Officer Report	President Rotation	Vice President Reported ****	Months Since Last Activity Report ***	Account Balance	Donations for current Fiscal Year				
									Number of times on status quo within last two years	If below 15 members appears			If net loss is greater than 20% appears			If no report in 3 months appears in			When more than one year appears in	Number of repeat terms	Notes the officers that do not have an active		If no report at 12 months appears in red			
Current Total Clubs Count	YTD New Clubs Count	YTD Cancelled Clubs Count	YTD Net Club Gain	Current Total Members Count	YTD Add	YTD Drop	YTD Net Growth	YTD Net Growth %	Member Count 12 Months Ago	Average Member Count Per Club	% of Clubs with less than 20 members	% No MMR in 3 Months	% No Officer Report in 12 Months	% of Clubs with balance 90+ days	Number of Clubs in Status Quo	% Status Quo Clubs in Financial Suspension	Number of Cancelled Clubs	Average Cancelled Club Age	Members Lost Due to Cancellation	% of Clubs Cancelled for Non-Financial Reasons						
39	0	1	-1	967	59	69	-10	-1.02%	980	25	49%	49%	0%	18%	0	0%	1	147	11	0%						

* - P - Priority Club. Cancellation Reasons: 1-Objectives/conduct, 2-Non-active club, 5-Non-existing club, 6-Disbanding, 7-Merger, 8-Financial Suspension, 9-District/Multiple District Dues.

** - Abbreviation: P-President, S-Secretary, T-Treasurer, M-Member Chairperson, VP-First Vice President, MC-Communications Chairperson, SC-Service Chairperson

*** - Abbreviation: N/R - Never reported using the Lions Clubs website, N/A - Not applicable, No password registered for the Lions Clubs website.

**** - Abbreviation: N - New, IP - Immediate Past, R - Repeat.



Club Health Assessment for District 3 SW through March 2025

			Status	Membership							Reports					Finance		LCIF
Club Number	Club Name	Charter Date		Current Member Count	YTD Members Added	YTD Members Dropped	YTD Net Growth	YTD Net Growth%	Member Count 12 Months Ago	Avg. length of service for dropped members	Months Since Last MMR ***	Yrs. Since Last Officer Report	President Rotation	Vice President Reported ****	Months Since Last Activity Report ***	Account Balance	Donations for current Fiscal Year	
			Number of times on status quo within last two years	If below 15 members appears				If net loss is greater than 20% appears			If no report in 3 months appears in	When more than one year appears in	Number of repeat terms	Notes the officers that do not have an active	If no report at 12 months appears in red			
Clubs more than two years old																		
1698	ADA	05/08/1919	Active	47	8	6	2	4.44%	45	6	2			VP	0		\$1,920.00	
Exc Award (06/30/2016, 06/30/2018, 06/30/20																		
1740	ALTUS	04/15/1941	Active	14	2	1	1	7.69%	13	6	5		None	P,T,M,VP,SC	17		\$200.00	
Exc Award (06/30/2017)																		
1742	ANADARKO	03/01/1949	Active	27	0	1	-1	-3.57%	28	8	0			N	20		\$2,825.00	
1743	ARDMORE	03/12/1917	Active	30	5	3	2	7.14%	27	12	1			VP,SC	24+			
Exc Award (06/30/2016)																		
1700	ATOKA	03/13/1940	Active	19	0	10	-10	-34.48%	30	9	2			M,VP,SC	24+			
Exc Award (06/30/2016, 06/30/2019)																		
67211	BINGER	02/05/2003	Active	9	0	0	0	0.00%	9		96		None	P,S,T,M,VP SC	N/R	90+ Days		
1747	CACHE	11/20/1958	Active	12	0	1	-1	-7.69%	13	4	6		24	R	24+			
1748	CANUTE	08/10/1961	Active	35	0	0	0	0.00%	35		26		5	R	24+		\$20.00	
1853	CHICKASHA	07/28/1917	Active	31	7	4	3	10.71%	26	17	0			N	13		\$1,040.00	
1750	CLINTON	04/07/1947	Active	20	0	0	0	0.00%	20		21			P,S,T,M,VP SC	24+	90+ Days		
66624	CORDELL	09/19/2002	Active	8	0	4	-4	-33.33%	12	9	2		6	S,M,VP,SC	24+	90+ Days		
1756	DUNCAN	07/07/1949	Active	21	1	5	-4	-16.00%	25	28	2		2	R	24+			
1708	DURANT	01/02/1920	Active	26	6	4	2	8.33%	25	4	1		2	N	7			
1856	EDMOND	03/26/1963	Active	17	2	3	-1	-5.56%	17	20	0		None	P,M,VP,SC	4			
Exc Award (06/30/2018)																		
1857	EL RENO	08/16/1917	Active(1)	15	1	4	-3	-16.67%	18	7	2			N	24+			
49248	EL RENO CANADIAN VALLEY	02/27/1989	Active	23	4	1	3	15.00%	20	7	2		3	R	N/R			
1759	ELK CITY	05/25/1948	Active	14	0	0	0	0.00%	14		1		4	R	24+	90+ Days	\$50.00	
1763	FREDERICK	03/04/1920	Active	22	1	0	1	4.76%	21		1			N	19			
1765	GRANITE	05/21/1948	Active	21	2	5	-3	-12.50%	23	5	1			M,VP,SC	11			
1858	HARRAH	09/19/1962	Active	15	0	4	-4	-21.05%	19	7	3			N	24+			



Club Health Assessment for District 3 SW through March 2025

			Status	Membership							Reports					Finance		LCIF
Club Number	Club Name	Charter Date		Current Member Count	YTD Members Added	YTD Members Dropped	YTD Net Growth	YTD Net Growth%	Member Count 12 Months Ago	Avg. length of service for dropped members	Months Since Last MMR ***	Yrs. Since Last Officer Report	President Rotation	Vice President Reported ****	Months Since Last Activity Report ***	Account Balance	Donations for current Fiscal Year	
			Number of times on status quo within last two years	If below 15 members appears					If net loss is greater than 20% appears		If no report in 3 months appears in	When more than one year appears in	Number of repeat terms	Notes the officers that do not have appears in an active	If no report at 12 months red			
1767	HEALDTON	04/29/1926	Active(1)	12	0	0	0	0.00%	12		13		5	S,M,VP,SC	24+			
52445	HINTON	01/27/1992	Active	10	0	0	0	0.00%	10		27	1	None	P,S,T,M,VP SC	24+			
1768	HOBART	05/26/1949	Active	22	0	0	0	0.00%	21		12			N	P,M	10	90+ Days	
1723	KONAWA	09/23/1927	Cancelled(8*)	0	1	11	-10	-100.00%	12	1	5		None	P,S,T,M,VP SC	11	90+ Days		
30319	LAWTON N E	03/11/1975	Cancelled(6*)	0	0	0	0	0.00%	13		5	1	None	P,S,T,M,VP SC	23			
1772	LAWTON NOON	02/27/1941	Active	21	4	4	0	0.00%	21	12	1			N	M,SC	4	\$20.00	
Exc Award (06/30/2017)																		
105627	LAWTON PATRIOTS	06/01/2009	Active	7	0	0	0	0.00%	7		21		7	P,M,VP,SC	24+			
1860	LINDSAY	04/07/1947	Cancelled(8*)	0	0	16	-16	-100.00%	16	17	18	1	None	P,S,T,M,VP SC	24+	90+ Days		
1775	LONE WOLF	01/09/1950	Cancelled(8*)	0	0	19	-19	-100.00%	19	26	34		None	P,S,T,M,VP SC	24+	90+ Days		
1776	MANGUM	10/30/1958	Active	5	0	12	-12	-70.59%	17	4	0		None	P,S,M,VP,SC	24+			
1778	MARIETTA	11/06/1946	Cancelled(8*)	0	0	23	-23	-100.00%	23	14	15	1	None	P,S,T,M,VP SC	N/R	90+ Days		
1777	MARLOW	01/14/1927	Active	37	1	1	0	0.00%	38	12	6			R	P,T,M,VP,SC	N/R		
1863	MIDWEST CITY	01/29/1945	Active	8	0	0	0	0.00%	9		9		6	N	SC	17	\$100.00	
1867	MUSTANG	11/02/1964	Active(1)	22	5	0	5	29.41%	17		0		6		M,VP,SC	N/A	\$120.00	
123242	Newcastle Community	09/30/2014	Cancelled(8*)	0	0	5	-5	-100.00%	5	3	16		None	P,S,T,M,VP SC	24+	90+ Days		
1870	NORMAN	01/16/1920	Active	35	5	2	3	9.38%	32	22	0			N	VP,SC	N/R	\$100.00	
1871	NORMAN SOONER	04/09/1963	Active	8	0	1	-1	-11.11%	11	36	0		2		M,VP,SC	24+	\$330.00	
1874	OKLA CITY CAPITOLHILL	12/31/1931	Active	12	0	1	-1	-7.69%	13	32	0			R	M,SC	15		
1877	OKLAHOMA CITY NORTHWEST	08/23/1961	Active	22	1	2	-1	-4.35%	23	7	0			N	SC	0	\$1,000.00	
Exc Award (06/30/2016)																		
1880	OKLAHOMA CITY WEST SIDE	04/24/1951	Active	16	2	1	1	6.67%	16	40	2			N	SC	1	\$50.00	
108808	PAULS VALLEY	06/25/2010	Active	5	0	8	-8	-61.54%	13	9	2				T,M,VP,SC	24+		
1882	POCASSET	06/01/1967	Active	30	3	1	2	7.14%	27	25	5		None	P,S,M,VP,SC	24+			
1883	PURCELL	04/22/1947	Active	11	0	0	0	0.00%	11		5		3		S,M,VP,SC	N/R		



Club Health Assessment for District 3 SW through March 2025

					Membership							Reports					Finance		LCIF	
Club Number	Club Name	Charter Date			Current Member Count	YTD Members Added	YTD Members Dropped	YTD Net Growth	YTD Net Growth%	Member Count 12 Months Ago	Avg. length of service for dropped members	Months Since Last MMR ***	Yrs. Since Last Officer Report	President Rotation	Vice President Reported ****	Months Since Last Activity Report ***	Account Balance	Donations for current Fiscal Year		
			Number of times on status quo within last two years		If below 15 members appears				If net loss is greater than 20% appears			If no report in 3 months appears in	When more than one year appears in	Number of repeat terms		Notes the officers that do not have an active	If no report at 12 months appears in red			
1884	RUSH SPRINGS	05/13/1932	Active		16	0	0	0	0.00%	16		9				P,S,T,M,VP SC	N/R	90+ Days		
1730	SEMINOLE	04/30/1935	Active		55	6	3	3	5.77%	56	2	2		None		P,M,VP,SC	24+		\$2,000.00	
Exc Award (06/30/2018)																				
1885	SHAWNEE	12/21/1919	Active		25	1	5	-4	-13.79%	28	6	0				M,VP,SC	3		\$1,600.00	
Exc Award (06/30/2020)																				
1887	SURREY HILLS	04/26/1973	Active		18	0	0	0	0.00%	20		11		4		M,VP,SC	24+	90+ Days		
1888	THE VILLAGE	03/11/1953	Active		17	0	0	0	0.00%	17		8		9		M,VP,SC	24+		\$15.00	
1734	TISHOMINGO	03/07/1955	Active		19	4	2	2	11.76%	17	3	8		4	N	M,SC	24+			
1890	UNION CITY	04/18/1958	Active		21	0	0	0	0.00%	21		12		2	R	M,VP,SC	24+			
1787	VELMA ALMA	10/14/1952	Active		12	0	2	-2	-14.29%	14	30	6		None		P,S,T,M,VP SC	24+			
1892	WANETTE	04/27/1965	Active		9	0	0	0	0.00%	10		0		8	R	M,SC	0			
1789	WAURIKA	02/04/1946	Active		12	1	4	-3	-20.00%	15	16	4		12		M,VP,SC	24+			
1736	WEWOKA	06/24/1926	Active		18	1	2	-1	-5.26%	20	25	0				M,VP,SC	17	90+ Days		
Current Total Clubs Count	YTD New Clubs Count	YTD Cancelled Clubs Count	YTD Net Club Gain	Current Total Members Count	YTD Add	YTD Drop	YTD Net Growth	YTD Net Growth %	Member Count 12 Months Ago	Average Member Count Per Club	% of Clubs with less than 20 members	% No MMR in 3 Months	% No Officer Report in 12 Months	% of Clubs with balance 90+ days	Number of Clubs in Status Quo	% Status Quo Clubs in Financial Suspension	Number of Cancelled Clubs	Average Cancelled Club Age	Members Lost Due to Cancellation	% of Clubs Cancelled for Non-Financial Reasons
48	0	6	-6	931	74	181	-107	-10.31%	1,060	19	56%	44%	2%	17%	0	0%	6	65	74	17%

* - P - Priority Club. Cancellation Reasons: 1-Objectives/conduct, 2-Non-active club, 5-Non-existing club, 6-Disbanding, 7-Merger, 8-Financial Suspension, 9-District/Multiple District Dues.

** - Abbreviation: P-President, S-Secretary, T-Treasurer, M-Member Chairperson, VP-First Vice President, MC-Communications Chairperson, SC-Service Chairperson

*** - Abbreviation: N/R - Never reported using the Lions Clubs website, N/A - Not applicable, No password registered for the Lions Clubs website.

**** - Abbreviation: N - New, IP - Immediate Past, R - Repeat.




Club Health Assessment for District 4 C1 through March 2025

			Status	Membership							Reports					Finance		LCIF
Club Number	Club Name	Charter Date		Current Member Count	YTD Members Added	YTD Members Dropped	YTD Net Growth	YTD Net Growth%	Member Count 12 Months Ago	Avg. length of service for dropped members	Months Since Last MMR ***	Yrs. Since Last Officer Report	President Rotation	Vice President Reported ****	Months Since Last Activity Report ***	Account Balance	Donations for current Fiscal Year	
			Number of times on status quo within last two years	If below 15 members appears					If net loss is greater than 20% appears			If no report in 3 months appears in	When more than one year appears in	Number of repeat terms	Notes the officers that do not have an active	If no report at 12 months appears in red		
Clubs less than two years old																		
171427	Shasta County Cyber	05/24/2024	Active	18	2	5	-3	-14.29%	0	2	2		2	N	SC	0		
Clubs more than two years old																		
1941	ALTURAS Exc Award (06/30/2017)	10/17/1941	Active	10	3	3	0	0.00%	12	18	2		5	R	M,SC	0		
1942	ANDERSON	04/11/1956	Active	14	0	1	-1	-6.67%	13	9	1		3		M,VP,SC	2	\$500.00	
1946	BURNEY	05/09/1946	Active	32	0	0	0	0.00%	32		2			N	T,SC	24+	90+ Days	
1949	CHICO BREAKFAST	02/12/1954	Active	21	3	7	-4	-16.00%	26	21	0				VP,SC	1	\$1,000.00	
1951	COLUSA	05/21/1929	Active	36	14	3	11	44.00%	27	12	0			IP	P,M,SC	1		
1953	COTTONWOOD	12/14/1943	Active	19	1	0	1	5.56%	19		6		2		M,VP,SC	22	\$1,000.00	
1971	ENTERPRISE	05/15/1970	Active	23	6	7	-1	-4.17%	24	3	0			N	M,SC	8	\$1,000.00	
1955	ETNA Exc Award (06/30/2023)	04/29/1935	Active	15	1	1	0	0.00%	15	3	1				P,T,M,VP,SC	18	90+ Days	
82586	ETNA SCOTT VALLEY LIONESS	06/11/2004	Active	6	0	1	-1	-14.29%	7	20	4			N	SC	0	\$100.00	
1956	FALL RIVER MILLS	02/17/1948	Active	15	1	4	-3	-16.67%	21	5	1		2	N	M,SC	24+	90+ Days	
52188	FOREST RANCH	11/25/1991	Active	24	3	0	3	14.29%	21		0			N	M	0	\$1,000.00	
64280	FORT JONES Exc Award (06/30/2021, 06/30/2023)	05/14/2001	Active	32	2	0	2	6.67%	32		8		2	N	M,SC	0		
1957	GRIDLEY	12/03/1945	Active	27	3	2	1	3.85%	26	5	4			N	SC	0	\$800.00	
45867	HAMILTON CITY	03/21/1986	Active	27	3	2	1	3.85%	26	2	8		2	N	M,SC	24+		
38253	HAYFORK	04/10/1980	Active	12	0	0	0	0.00%	12		9			IP		12		
30759	LAKEHEAD	05/06/1975	Active(2)	42	4	5	-1	-2.33%	57	11	1		2	N	M,SC	17		
1959	LINDA	01/08/1954	Active	19	0	2	-2	-9.52%	21	2	3		2	N	M,SC	0		
1960	LIVE OAK	11/25/1953	Active	12	0	0	0	0.00%	14		7		2		P,VP,SC	2		
42634	LOMA RICA FOOTHILL Exc Award (06/30/2024)	05/03/1983	Active	93	10	8	2	2.20%	91	9	1			N		0		



Club Health Assessment for District 4 C1 through March 2025

			Status	Membership							Reports					Finance		LCIF
Club Number	Club Name	Charter Date		Current Member Count	YTD Members Added	YTD Members Dropped	YTD Net Growth	YTD Net Growth%	Member Count 12 Months Ago	Avg. length of service for dropped members	Months Since Last MMR ***	Yrs. Since Last Officer Report	President Rotation	Vice President Reported ****	Months Since Last Activity Report ***	Account Balance	Donations for current Fiscal Year	
			Number of times on status quo within last two years	If below 15 members appears				If net loss is greater than 20% appears			If no report in 3 months appears in	When more than one year appears in	Number of repeat terms	Notes the officers that do not have an active	If no report at 12 months appears in red			
1962	MERIDIAN	06/28/1939	Active	15	0	0	0	0.00%	15		33		2	R	P,M,SC	N/R	90+ Days	
46952	PALO CEDRO	02/24/1987	Active	17	1	0	1	6.25%	21		2				VP,SC	3		
1966	PARADISE HOST	03/17/1940	Active	41	8	9	-1	-2.38%	43	7	0		2	N	SC	0		\$50.00
	Exc Award (06/30/2018)																	
1967	QUINCY	06/27/1946	Active(1)	5	0	0	0	0.00%	5		4		7		M,VP,SC	18		
1970	REDDING BREAKFAST	02/04/1964	Active	21	1	1	0	0.00%	22	61	1			N	M,SC	7		
1969	REDDING HOST	09/21/1938	Active	16	1	1	0	0.00%	38	1	0			N		0		
1973	SHASTA LAKE L C	02/11/1969	Cancelled(8*)	0	0	5	-5	-100.00%	5	9	15		None		P,S,T,M,VP SC	24+	90+ Days	
1975	SUTTER	05/12/1960	Active	32	0	2	-2	-5.88%	34	9	8			N		0		\$2,000.00
30921	TRINITY LAKE	06/16/1975	Active	11	1	4	-3	-21.43%	14	9	0		2		M,VP,SC	15		
1977	WEAVERVILLE	03/03/1959	Active	37	1	3	-2	-5.13%	40	2	0			N	SC	0		
1979	WHEATLAND	12/15/1948	Active	19	3	0	3	18.75%	19		6			N	SC	0		
1981	WILLOWS	04/04/1956	Active	13	0	1	-1	-7.14%	14	21	1			R	T,M	0		\$700.00
1982	YREKA HOST	03/02/1925	Active	19	0	4	-4	-17.39%	21	4	0			N	SC	0		
	Exc Award (06/30/2023, 06/30/2024)																	
33293	YUBA CITY PEACH BOWL	02/11/1977	Active	23	1	4	-3	-11.54%	26	19	2			N	SC	9		\$2,000.00
82605	YUBA CITY SUNSET BUTTES	06/14/2004	Active	21	3	0	3	16.67%	18		1			N	T,SC	4		\$2,000.00

Clubs Cancelled Previous Fiscal Year – Clubs Cancelled within last 12 months may be reinstated

Club Number	Club Name	Charter Date	Current Status*	Cancellation Date
51221	GRAEAGLE	01/23/1991	Cancelled(6*)	06/29/2024
60069	SHINGLETOWN	11/04/1997	Cancelled(6*)	12/29/2023



Club Health Assessment for District 4 C1 through March 2025

Club Number			Club Name			Charter Date			Status					Membership					Reports					Finance		LCIF
									Current Member Count	YTD Members Added	YTD Members Dropped	YTD Net Growth	YTD Net Growth%	Member Count 12 Months Ago	Avg. length of service for dropped members	Months Since Last MMR ***	Yrs. Since Last Officer Report	President Rotation	Vice President Reported ****	Months Since Last Activity Report ***	Account Balance	Donations for current Fiscal Year				
									Number of times on status quo within last two years	If below 15 members appears			If net loss is greater than 20% appears			If no report in 3 months appears in			When more than one year appears in	Number of repeat terms	Notes the officers that do not have an active		If no report at 12 months appears in red			
Current Total Clubs Count	YTD New Clubs Count	YTD Cancelled Clubs Count	YTD Net Club Gain	Current Total Members Count	YTD Add	YTD Drop	YTD Net Growth	YTD Net Growth %	Member Count 12 Months Ago	Average Member Count Per Club	% of Clubs with less than 20 members	% No MMR in 3 Months	% No Officer Report in 12 Months	% of Clubs with balance 90+ days	Number of Clubs in Status Quo	% Status Quo Clubs in Financial Suspension	Number of Cancelled Clubs	Average Cancelled Club Age	Members Lost Due to Cancellation	% of Clubs Cancelled for Non-Financial Reasons						
34	0	1	-1	787	76	85	-9	-1.13%	831	23	53%	35%	0%	12%	0	0%	1	115	5	0%						

* - P - Priority Club. Cancellation Reasons: 1-Objectives/conduct, 2-Non-active club, 5-Non-existing club, 6-Disbanding, 7-Merger, 8-Financial Suspension, 9-District/Multiple District Dues.

** - Abbreviation: P-President, S-Secretary, T-Treasurer, M-Member Chairperson, VP-First Vice President, MC-Communications Chairperson, SC-Service Chairperson

*** - Abbreviation: N/R - Never reported using the Lions Clubs website, N/A - Not applicable, No password registered for the Lions Clubs website.

**** - Abbreviation: N - New, IP - Immediate Past, R - Repeat.



Club Health Assessment for District 4 C2 through March 2025

			Status	Membership							Reports					Finance		LCIF
Club Number	Club Name	Charter Date		Current Member Count	YTD Members Added	YTD Members Dropped	YTD Net Growth	YTD Net Growth%	Member Count 12 Months Ago	Avg. length of service for dropped members	Months Since Last MMR ***	Yrs. Since Last Officer Report	President Rotation	Vice President Reported ****	Months Since Last Activity Report ***	Account Balance	Donations for current Fiscal Year	
			Number of times on status quo within last two years	If below 15 members appears				If net loss is greater than 20% appears			If no report in 3 months appears in	When more than one year appears in	Number of repeat terms	Notes the officers that do not have an active	If no report at 12 months red			
Clubs more than two years old																		
1985	AMERICAN CANYON L C	09/28/1972	Active	10	0	3	-3	-23.08%	13	10	3	1	None	P,S,T,M,VP SC	24+	90+ Days		
1986	ANDERSON VALLEY	11/06/1950	Active	32	1	0	1	3.23%	30		2		7	R	T,VP,SC	6	\$1,000.00	
1989	BENICIA	05/26/1969	Active	27	0	4	-4	-12.90%	33	1	8		2	N	M,SC	10		
	Exc Award (06/30/2023)																	
1990	BRIONES L C	03/22/1966	Active	20	9	4	5	33.33%	13	4	0		2	R	M,SC	24+		
1994	CLOVERDALE	11/29/1950	Active	69	3	5	-2	-2.82%	69	10	1			N	SC	3		
	Exc Award (06/30/2018)																	
1996	CORTE MADERA	08/30/1951	Active	73	7	1	6	8.96%	75	0	0			N		24+	\$100.00	
1997	COTATI	07/25/1951	Active	5	0	0	0	0.00%	5		9		5	R	SC	24+		
1999	DIXON	04/09/1954	Active	35	0	0	0	0.00%	33		8			N	SC	24+		
2001	EUREKA HOST	04/03/1928	Active	7	0	4	-4	-36.36%	13	20	0			R	M,SC	24+		
	Exc Award (06/30/2018)																	
2005	FAIRFIELD HOST	08/06/1924	Active	19	0	3	-3	-13.64%	23	21	2			N	S,M,SC	16	\$301.80	
2008	FERNDAL	05/09/1938	Active	16	1	0	1	6.67%	15		3		3	N		5	90+ Days	
2009	FORT BRAGG MENDOCINO	05/17/1938	Active	14	0	1	-1	-6.67%	15	3	6		2	N	M,SC	3		
106460	GARBERVILLE	08/31/2009	Cancelled(6*)	0	0	4	-4	-100.00%	8	12	3	1	None	P,S,T,M,VP SC	24+			
30758	GUALALA	05/06/1975	Active	42	7	0	7	20.00%	32		1			N	SC	24+		
2012	ISLETON	09/17/1953	Active	13	0	0	0	0.00%	13		7		5	R	M,VP,SC	24+		
2013	KELSEYVILLE	02/12/1953	Active	18	1	0	1	5.88%	17		1		2	N	M,VP,SC	24+		
31985	LAKEPORT EARLY LAKE	04/12/1976	Active	15	2	0	2	15.38%	14		8				P,M,VP,SC	24+		
	Exc Award (06/30/2021)																	
2015	LAKESHORE	04/15/1947	Active(1)	25	0	0	0	0.00%	25		11				M,VP,SC	24+		
58952	LARKSPUR CHAMPIONS	12/30/1996	Active	23	0	2	-2	-8.00%	29	26	1		2		M,VP,SC	24+		
2018	LAYTONVILLE	01/15/1954	Active	15	0	0	0	0.00%	15		6		None		P,S,M,VP,SC	N/R	90+ Days	
142961	Laytonville Long Valley Lioness	10/08/2020	Active	5	0	5	-5	-50.00%	10	4	0				M,VP,SC	24+		



Club Health Assessment for District 4 C2 through March 2025

			Status	Membership							Reports					Finance	LCIF
Club Number	Club Name	Charter Date		Current Member Count	YTD Members Added	YTD Members Dropped	YTD Net Growth	YTD Net Growth%	Member Count 12 Months Ago	Avg. length of service for dropped members	Months Since Last MMR ***	Yrs. Since Last Officer Report	President Rotation	Vice President Reported ****	Months Since Last Activity Report ***	Account Balance	Donations for current Fiscal Year
			Number of times on status quo within last two years	If below 15 members appears				If net loss is greater than 20% appears			If no report in 3 months appears in	When more than one year appears in	Number of repeat terms	Notes the officers that do not have an active	If no report at 12 months red		
2021	MC KINLEYVILLE	03/01/1962	Active	11	1	3	-2	-15.38%	14	1	1		3	R	P,M,SC	1	
2023	MIDDLETOWN	06/03/1957	Active	52	0	0	0	0.00%	46		9		6	R	SC	24+	
2026	MOUNTAIN	02/03/1964	Active	22	7	3	4	22.22%	18	9	1		3	R	M,SC	24+	
42150	NAPA BERRYESSA	01/25/1983	Cancelled(6*)	0	0	10	-10	-100.00%	10	18	2	3	None		P,S,T,M,VP SC	24+	
52147	NAPA GREATER NAPA VALLEY	11/08/1991	Active	13	4	3	1	8.33%	13	3	0		4		S,M,VP,SC	24+	\$200.00
2030	NOVATO	10/09/1946	Active	7	1	3	-2	-22.22%	11	27	0		4	R	M,SC	0	90+ Days
29354	PETALUMA 7-11	05/29/1974	Active	18	2	1	1	5.88%	17	1	3			N	SC	9	\$9,000.00
2032	PETALUMA HOST	11/11/1925	Active	8	0	2	-2	-20.00%	11	35	5		2	R	SC	N/R	
2035	RIO VISTA	01/28/1938	Active	43	12	0	12	38.71%	40		0			N	SC	8	\$2,300.00
Exc Award (06/30/2018, 06/30/2023)																	
2038	ROUND VALLEY L C	03/18/1971	Active(1)	11	0	0	0	0.00%	11		6		None		P,S,T,M,VP SC	N/R	
2042	SAN GERONIMO VALLEY	12/10/1957	Active	47	2	7	-5	-9.62%	51	18	2			N	M,SC	24+	
2043	SAN RAFAEL HOST	09/29/1922	Active(1)	19	6	4	2	11.76%	16	4	0			R	SC	5	
38118	SAN RAFAEL LAS GALLINAS	03/18/1980	Active	40	3	4	-1	-2.44%	44	11	0				T,M,VP,SC	2	
2045	SANTA ROSA AND MONTGOMERY VILLAGE	01/18/1923	Active	36	3	12	-9	-20.00%	45	9	2			N		0	\$10,000.00
133975	Santa Rosa Kasthamandap	03/05/2018	Active	39	14	2	12	44.44%	39	3	0			N	M	24+	90+ Days
84782	SANTA ROSA ROSELAND LIONS & LIONESS	01/25/2005	Active	7	0	0	0	0.00%	7		6		None		P,S,M,VP,SC	24+	90+ Days
2046	SAUSALITO	04/08/1927	Active	48	8	8	0	0.00%	50	5	1			N	M,SC	1	
31986	SEBASTOPOL GRAVENSTEIN	04/12/1976	Active	14	1	0	1	7.69%	14		3		2	R	M,SC	10	\$500.00
31528	SIX RIVERS	01/05/1976	Active	31	6	1	5	19.23%	26	38	6		3	N	P,M,VP,SC	N/R	
31235	TRINIDAD	10/17/1975	Active	13	2	1	1	8.33%	12	26	1		4	R	T,M,SC	24+	
2050	UKIAH HOST	12/14/1926	Active	46	1	2	-1	-2.13%	48	2	0			R	SC	14	
2051	UKIAH REDWOOD EMPIRE	09/08/1970	Active	17	0	5	-5	-22.73%	22	9	3		3	N	SC	24+	\$1,000.00
29355	VALLEJO EXECUTIVE	05/29/1974	Active	25	1	9	-8	-24.24%	34	12	8				VP,SC	N/R	



Club Health Assessment for District 4 C2 through March 2025

			Status							Membership							Reports					Finance		LCIF
Club Number	Club Name	Charter Date			Current Member Count	YTD Members Added	YTD Members Dropped	YTD Net Growth	YTD Net Growth%	Member Count 12 Months Ago	Avg. length of service for dropped members	Months Since Last MMR ***	Yrs. Since Last Officer Report	President Rotation	Vice President Reported ****	Months Since Last Activity Report ***	Account Balance	Donations for current Fiscal Year						
			Number of times on status quo within last two years		If below 15 members appears				If net loss is greater than 20% appears			If no report in 3 months appears in	When more than one year appears in	Number of repeat terms		Notes the officers that do not have an active	If no report at 12 months appears in red							
2057	VALLEY OF THE MOON	10/07/1947	Active		18	0	0	0	0.00%	17		9			N	1		\$6,100.00						
2058	WEST MARIN	05/21/1947	Active		17	1	1	0	0.00%	15	21	1		10	R M	13								
2059	WILLITS	11/29/1926	Active		26	2	1	1	4.00%	24	1	5		4	R M,SC	8								
30943	WINDSOR	06/26/1975	Active		20	2	0	2	11.11%	18		2		4	R	24+		\$1,000.00						
Current Total Clubs Count	YTD New Clubs Count	YTD Cancelled Clubs Count	YTD Net Club Gain	Current Total Members Count	YTD Add	YTD Drop	YTD Net Growth	YTD Net Growth %	Member Count 12 Months Ago	Average Member Count Per Club	% of Clubs with less than 20 members	% No MMR in 3 Months	% No Officer Report in 12 Months	% of Clubs with balance 90+ days	Number of Clubs in Status Quo	% Status Quo Clubs in Financial Suspension	Number of Cancelled Clubs	Average Cancelled Club Age	Members Lost Due to Cancellation	% of Clubs Cancelled for Non-Financial Reasons				
46	0	2	-2	1,131	110	118	-8	-0.70%	1,173	25	52%	46%	2%	13%	0	0%	2	29	14	100%				

* - P - Priority Club. Cancellation Reasons: 1-Objectives/conduct, 2-Non-active club, 5-Non-existing club, 6-Disbanding, 7-Merger, 8-Financial Suspension, 9-District/Multiple District Dues.

** - Abbreviation: P-President, S-Secretary, T-Treasurer, M-Member Chairperson, VP-First Vice President, MC-Communications Chairperson, SC-Service Chairperson

*** - Abbreviation: N/R - Never reported using the Lions Clubs website, N/A - Not applicable, No password registered for the Lions Clubs website.

**** - Abbreviation: N - New, IP - Immediate Past, R - Repeat.




Club Health Assessment for District 4 C3 through March 2025

			Status	Membership							Reports					Finance		LCIF
Club Number	Club Name	Charter Date		Current Member Count	YTD Members Added	YTD Members Dropped	YTD Net Growth	YTD Net Growth%	Member Count 12 Months Ago	Avg. length of service for dropped members	Months Since Last MMR ***	Yrs. Since Last Officer Report	President Rotation	Vice President Reported ****	Months Since Last Activity Report ***	Account Balance	Donations for current Fiscal Year	
			Number of times on status quo within last two years	If below 15 members appears				If net loss is greater than 20% appears			If no report in 3 months appears in	When more than one year appears in	Number of repeat terms	Notes the officers that do not have an active	If no report at 12 months appears in red			
Clubs less than two years old																		
158109	El Sobrante Machhapuchhre	05/02/2024	Active	20	0	0	0	0.00%	0		10		2	M,VP,SC	N/R	90+ Days		
179193	Pittsburg LCVI	12/16/2024	Active	22	22	0	22	100.00%	0		3			P,T,M,VP,SC	N/R			
Clubs more than two years old																		
2061	ALAMEDA BREAKFAST	04/26/1962	Active	6	0	1	-1	-14.29%	7	12	7		3	R M,SC	5		\$7,525.00	
141291	Alameda Yeti	04/02/2020	Active(2)	3	0	8	-8	-72.73%	11	4	3		3	S,T,M,VP,SC	21	90+ Days		
2062	ALBANY	07/15/1943	Active	25	1	0	1	4.17%	23		2			N	4		\$5,653.53	
Exc Award (06/30/2021, 06/30/2023, 06/30/2024)																		
40848	AMADOR VALLEY	02/22/1982	Active	18	1	5	-4	-18.18%	22	12	2		2	R M	24+			
2063	AMBROSE PITTSBURG	07/30/1952	Active	16	0	0	0	0.00%	16		9		6	R P,M,VP,SC	17		\$500.00	
2064	ANTIOCH	10/29/1945	Active	12	1	3	-2	-14.29%	14	26	2			M,VP,SC	22			
138868	Antioch Rivertown Veterans	06/29/2019	Active	25	1	3	-2	-7.41%	23	3	2			IP SC	4		\$1,900.00	
Exc Award (06/30/2021)																		
2065	BERKELEY	06/04/1919	Active	40	2	6	-4	-9.09%	46	25	0			N	4		\$2,570.00	
Exc Award (06/30/2021)																		
96811	BERKELEY ANNAPURNA	03/30/2006	Active	54	7	7	0	0.00%	54	7	3			N P	7		\$410.00	
Exc Award (06/30/2021, 06/30/2022)																		
132066	Berkeley Laligurans	07/11/2017	Active(2)	4	0	5	-5	-55.56%	9	7	3		2	S,T,M,VP,SC	2	90+ Days		
126107	Berkeley Makalu	11/12/2015	Active	23	0	1	-1	-4.17%	28	4	6			N	0	90+ Days		
Exc Award (06/30/2021, 06/30/2023)																		
2067	BETHEL ISLAND	02/22/1962	Active	15	1	2	-1	-6.25%	15	21	1		10	R M,SC	0			
2068	BRENTWOOD	09/09/1929	Active	57	15	2	13	29.55%	44	11	0			N	3		\$1,000.00	
Exc Award (06/30/2022, 06/30/2023)																		
53347	BYRON DELTA	06/29/1992	Active	79	9	0	9	12.86%	79		1			N	0		\$4,410.00	
Exc Award (06/30/2021, 06/30/2024)																		
146011	Byron Delta Cubs	06/11/2021	Cancelled(6*)	0	0	0	0	0.00%	9		9	1	None	P,S,T,M,VP SC	N/A			
148928	Concord NorCal Helping Hands	12/10/2021	Active	21	5	1	4	23.53%	14	1	0		4	N M	1		\$1,050.00	



Club Health Assessment for District 4 C3 through March 2025

			Status	Membership							Reports					Finance	LCIF		
Club Number	Club Name	Charter Date		Current Member Count	YTD Members Added	YTD Members Dropped	YTD Net Growth	YTD Net Growth%	Member Count 12 Months Ago	Avg. length of service for dropped members	Months Since Last MMR ***	Yrs. Since Last Officer Report	President Rotation	Vice President Reported ****	Months Since Last Activity Report ***	Account Balance	Donations for current Fiscal Year		
			Number of times on status quo within last two years	If below 15 members appears				If net loss is greater than 20% appears			If no report in 3 months appears in	When more than one year appears in	Number of repeat terms	Notes the officers that do not have an active	If no report at 12 months red				
2075	CROCKETT	10/21/1928	Active	36	11	16	-5	-12.20%	40	8	0			N	0	90+ Days	\$6,150.00		
	Exc Award (06/30/2023)																		
2076	DANVILLE	06/17/1940	Active	13	0	0	0	0.00%	11		6		3	N	M,SC		3	\$1,000.00	
29073	DAWN BREAKERS	04/22/1974	Active	15	0	2	-2	-11.76%	17	23	1			R	M,SC		5		
42635	DISCOVERY BAY	05/13/1983	Active	41	11	8	3	7.89%	38	3	1				VP,SC		3		
132739	East Bay Mugunghwa Centennial	09/29/2017	Active(1)	3	0	1	-1	-25.00%	7	7	3		5		M,VP,SC		N/A		
2077	EL CERRITO	12/16/1927	Active	10	0	0	0	0.00%	10		15		7		M,VP,SC		4		
123324	Fremont Sagarmatha	10/15/2014	Active	13	2	2	0	0.00%	19	1	2			N			0		
	Exc Award (06/30/2021, 06/30/2022)																		
124953	HAYWARD SILICON VALLEY	06/12/2015	Active	24	3	2	1	4.35%	23	8	0		2		M,VP,SC		5		\$5,500.00
	Exc Award (06/30/2021, 06/30/2022)																		
2082	LIVERMORE	08/21/1924	Active	27	4	4	0	0.00%	29	4	3		15	R	M	0	\$2,600.00		
	Exc Award (06/30/2018, 06/30/2021, 06/30/2022)																		
2083	MARTINEZ	09/02/1932	Active	12	0	0	0	0.00%	12		9		22	R	P,M,VP,SC	0			
	Exc Award (06/30/2021)																		
145908	Martinez Lady	06/07/2021	Active	41	8	4	4	10.81%	38	3	0		2		M,VP	0			
2084	MORAGA	08/16/1956	Active	23	3	1	2	9.52%	21	14	5			N		1	\$26,000.00		
2088	OAKLAND CHINATOWN	03/25/1954	Active	35	6	9	-3	-7.89%	37	1	0		2	N		0	\$3,950.00		
	Exc Award (06/30/2023, 06/30/2024)																		
144343	Oakland Feed The Need	12/29/2020	Active	25	9	4	5	25.00%	20	2	0			N		1	90+ Days \$50.00		
2099	PLEASANT HILL	10/09/1952	Active	15	2	3	-1	-6.25%	16	9	1		5		M,VP,SC	2	\$500.00		
	Exc Award (06/30/2023)																		
2100	PLEASANTON	04/09/1930	Active	55	3	4	-1	-1.79%	57	24	0			N	M,SC	0			
	Exc Award (06/30/2022)																		
2102	RICHMOND-PINOLE	04/06/1921	Active	11	1	1	0	0.00%	12	5	3			N	M,SC	3	\$925.00		
2104	RODEO	08/17/1955	Active(1)	4	0	0	0	0.00%	4		1		21		VP,SC	11	\$100.00		
2110	UNION CITY	01/14/1963	Active	32	0	3	-3	-8.57%	35	24	1		2	R	M,SC	11			



Club Health Assessment for District 4 C3 through March 2025

INTERNATIONAL

Club Number	Club Name	Charter Date	Status	Membership						Reports				Finance	LCIF			
				Current Member Count	YTD Members Added	YTD Members Dropped	YTD Net Growth	YTD Net Growth%	Member Count 12 Months Ago	Avg. length of service for dropped members	Months Since Last MMR ***	Yrs. Since Last Officer Report	President Rotation	Vice President Reported ****	Months Since Last Activity Report ***	Account Balance	Donations for current Fiscal Year	
			Number of times on status quo within last two years	If below 15 members appears				If net loss is greater than 20% appears			If no report in 3 months appears in	When more than one year appears in	Number of repeat terms	Notes the officers that do not have an active	If no report at 12 months appears in red			
2112	WALNUT CREEK DIABLO VALLEY	04/12/1962	Active	15	0	0	0	0.00%	15		5		2	R	VP	1		\$210.00
2113	WALNUT CREEK ROSSMOOR	02/08/1966	Active	26	7	3	4	18.18%	22	12	1		2		M,VP,SC	0		
30411	WALNUT CREEK YGNACIO VALLEY Exc Award (06/30/2021)	03/10/1975	Active	22	0	2	-2	-8.33%	26	46	3			R		2		\$550.00

Clubs Cancelled Previous Fiscal Year – Clubs Cancelled within last 12 months may be reinstated

Club Number	Club Name	Charter Date	Current Status*	Cancellation Date
99631	CONCORD	06/18/2007	Cancelled(6*)	08/29/2023
2101	DUBLIN HOST	04/30/1962	Cancelled(6*)	06/29/2024

Current Total Clubs Count	YTD New Clubs Count	YTD Cancelled Clubs Count	YTD Net Club Gain	Current Total Members Count	YTD YTD Add	YTD YTD Drop	YTD Net Growth	YTD Net Growth %	Member Count 12 Months Ago	Average Member Count Per Club	% of Clubs with less than 20 members	% No MMR in 3 Months	% No Officer Report in 12 Months	% of Clubs with balance 90+ days	Number of Clubs in Status Quo	% Status Quo Clubs in Financial Suspension	Number of Cancelled Clubs	Average Cancelled Club Age	Members Lost Due to Cancellation	% of Clubs Cancelled for Non-Financial Reasons
39	1	1	0	938	135	113	22	2.40%	923	24	44%	44%	0%	15%	0	0%	1	82	0	100%

* - P - Priority Club. Cancellation Reasons: 1-Objectives/conduct, 2-Non-active club, 5-Non-existing club, 6-Disbanding, 7-Merger, 8-Financial Suspension, 9-District/Multiple District Dues.

** - Abbreviation: P-President, S-Secretary, T-Treasurer, M-Member Chairperson, VP-First Vice President, MC-Communications Chairperson, SC-Service Chairperson

*** - Abbreviation: N/R - Never reported using the Lions Clubs website, N/A - Not applicable, No password registered for the Lions Clubs website.

**** - Abbreviation: N - New, IP - Immediate Past, R - Repeat.



Club Health Assessment for District 4 C4 through March 2025

			Status	Membership							Reports					Finance		LCIF
Club Number	Club Name	Charter Date		Current Member Count	YTD Members Added	YTD Members Dropped	YTD Net Growth	YTD Net Growth%	Member Count 12 Months Ago	Avg. length of service for dropped members	Months Since Last MMR ***	Yrs. Since Last Officer Report	President Rotation	Vice President Reported ****	Months Since Last Activity Report ***	Account Balance	Donations for current Fiscal Year	
			Number of times on status quo within last two years	If below 15 members appears					If net loss is greater than 20% appears		If no report in 3 months appears in	When more than one year appears in	Number of repeat terms	Notes the officers that do not have an active	If no report at 12 months appears in red			
Clubs less than two years old																		
157190	San Francisco Bay Area Real Estate	03/20/2024	Active	20	0	2	-2	-9.09%	22	1	1		2	VP	4	90+ Days	\$100.00	
Clubs more than two years old																		
143178	Bay Area Global Outreach Exc Award (06/30/2021, 06/30/2022, 06/30/2023)	10/20/2020	Active	68	5	8	-3	-4.23%	67	4	3			N	0		\$2,200.00	
108466	BAY AREA SPECIAL OLYMPICS	05/25/2010	Active	19	0	0	0	0.00%	20		7			N	1		\$2,370.00	
2115	BRISBANE Exc Award (06/30/2018)	07/06/1948	Active	53	4	1	3	6.00%	52	31	1		2	N SC	7		\$50.00	
2116	BURLINGAME	06/20/1929	Active	40	2	4	-2	-4.76%	42	6	1			N	0		\$1,200.00	
2117	DALY CITY HOST Exc Award (06/30/2019, 06/30/2021)	02/26/1941	Active	33	2	0	2	6.45%	30		3			R	0		\$450.00	
2120	FOSTER CITY Exc Award (06/30/2022)	01/24/1967	Active	39	1	0	1	2.63%	39		2			R	0		\$1,075.00	
142995	Foster City Bair Island Cyber Exc Award (06/30/2021, 06/30/2022)	10/10/2020	Active	32	10	0	10	45.45%	28		2			N	3		\$1,250.00	
2121	HALF MOON BAY Exc Award (06/30/2023, 06/30/2024)	01/16/1947	Active	40	5	4	1	2.56%	39	1	0			N M,SC	0		\$1,125.00	
2123	MENLO PARK LIVE OAK Exc Award (06/30/2023)	02/26/1962	Active	40	0	0	0	0.00%	43		5			N SC	0		\$5,500.00	
2124	MILLBRAE Exc Award (06/30/2018, 06/30/2022)	01/04/1938	Active	73	1	8	-7	-8.75%	81	17	0		2	R SC	4		\$200.00	
2125	PACIFICA	01/13/1949	Active	25	2	0	2	8.70%	27		5			N M,SC	0		\$300.00	
115782	PENINSULA SPECIAL INTEREST Exc Award (06/30/2019, 06/30/2022)	01/17/2012	Active	24	3	2	1	4.35%	25	3	3			VP,SC	2		\$520.00	
116520	PENINSULA VETERANS Exc Award (06/30/2021, 06/30/2022)	04/04/2012	Active	33	1	3	-2	-5.71%	35	6	2			VP	0		\$100.00	
126495	Redwood City Downtown Lions Club	01/08/2016	Active	3	1	3	-2	-40.00%	5	2	0		None	P,S,T,M,VP SC	6	90+ Days		



Club Health Assessment for District 4 C4 through March 2025

			Status	Membership							Reports					Finance		LCIF
Club Number	Club Name	Charter Date		Current Member Count	YTD Members Added	YTD Members Dropped	YTD Net Growth	YTD Net Growth%	Member Count 12 Months Ago	Avg. length of service for dropped members	Months Since Last MMR ***	Yrs. Since Last Officer Report	President Rotation	Vice President Reported ****	Months Since Last Activity Report ***	Account Balance	Donations for current Fiscal Year	
			Number of times on status quo within last two years	If below 15 members appears					If net loss is greater than 20% appears			If no report in 3 months appears in	When more than one year appears in	Number of repeat terms	Notes the officers that do not have an active	If no report at 12 months red		
2130	REDWOOD CITY SUNRISE	11/02/1966	Active	8	0	0	0	0.00%	8		10		4	R	M,SC	1		\$100.00
51819	REDWOOD SHORES	06/28/1991	Active	24	2	2	0	0.00%	24	5	2		2	R		0		\$100.00
Exc Award (06/30/2023)																		
2131	SAN BRUNO	09/03/1943	Active	41	4	5	-1	-2.38%	42	7	3			N		0		\$2,907.00
Exc Award (06/30/2018, 06/30/2019, 06/30/2020)																		
2132	SAN CARLOS	03/18/1938	Active	77	5	4	1	1.32%	84	8	0			N		2		\$10,417.00
Exc Award (06/30/2019, 06/30/2023)																		
45055	SAN FRAN OCEAN INGLESIDE	06/07/1985	Active	15	0	3	-3	-16.67%	17	20	4		None		P,VP,SC	0		\$130.00
Exc Award (06/30/2021, 06/30/2022, 06/30/2023)																		
127600	San Francisco Bay Area	05/31/2016	P- Active	38	6	4	2	5.56%	34	5	0		2		M,VP,SC	4		\$1,000.00
64165	SAN FRANCISCO BAY AREA NEW CENTURY	04/09/2001	Active	4	2	4	-2	-33.33%	6	2	0		None		P,S,T,M,VP SC	5	90+ Days	\$1,000.00
98625	SAN FRANCISCO BAYVIEW HUNTERS POINT	02/22/2007	Active	10	0	0	0	0.00%	10		5		3		M,VP,SC	6	90+ Days	
2134	SAN FRANCISCO CHINATOWN	05/14/1952	Active	77	8	7	1	1.32%	71	7	0		2	N		4		\$5,500.00
Exc Award (06/30/2016, 06/30/2021, 06/30/2022)																		
96838	SAN FRANCISCO CIRCLE	05/25/2006	Cancelled(8*)	0	0	21	-21	-100.00%	20	9	6		None		P,S,T,M,VP SC	5	90+ Days	
136895	San Francisco Cosmopolitan	11/29/2018	Active	33	11	6	5	17.86%	28	4	0			N		5		
Exc Award (06/30/2019)																		
129687	San Francisco Dynamic	12/27/2016	Active	32	5	3	2	6.67%	38	1	7			N		2	90+ Days	\$100.00
Exc Award (06/30/2022, 06/30/2024)																		
2135	SAN FRANCISCO FIL AM	06/02/1971	Active	52	12	10	2	4.00%	50	6	0			N		0		\$1,250.00
Exc Award (06/30/2016, 06/30/2020, 06/30/2022)																		
144468	San Francisco Friends Cyber	12/28/2020	Active	15	4	4	0	0.00%	15	3	1		5	R		6		\$300.00
2136	SAN FRANCISCO GENEVA-EXCELSIOR	12/13/1950	Active	18	0	0	0	0.00%	19		9		2	R	SC	0		\$30.00
150549	San Francisco Global Art Cyber	05/08/2022	Active	22	0	0	0	0.00%	22		9		4		M,VP	1	90+ Days	
141756	San Francisco Global Business	06/26/2020	Active	28	0	0	0	0.00%	29		3		6	R	M,SC	3	90+ Days	
Exc Award (06/30/2022)																		



Club Health Assessment for District 4 C4 through March 2025

			Status	Membership							Reports					Finance		LCIF
Club Number	Club Name	Charter Date		Current Member Count	YTD Members Added	YTD Members Dropped	YTD Net Growth	YTD Net Growth%	Member Count 12 Months Ago	Avg. length of service for dropped members	Months Since Last MMR ***	Yrs. Since Last Officer Report	President Rotation	Vice President Reported ****	Months Since Last Activity Report ***	Account Balance	Donations for current Fiscal Year	
			Number of times on status quo within last two years	If below 15 members appears				If net loss is greater than 20% appears			If no report in 3 months appears in	When more than one year appears in	Number of repeat terms	Notes the officers that do not have an active	If no report at 12 months appears in red			
149636	San Francisco Global Health Care Cyber	02/01/2022	Active	28	4	1	3	12.00%	24	3	3		3	N	3	90+ Days		
147738	San Francisco Healthcare Providers Cyber	09/02/2021	Active	49	12	2	10	25.64%	44	2	0		2	N	0		\$175.00	
53644	SAN FRANCISCO HIGHLANDS	09/04/1992	Active	16	0	0	0	0.00%	16		9		6	R	5			
47944	SAN FRANCISCO HISPANIC	12/14/1987	Cancelled(6*)	0	0	2	-2	-100.00%	2	27	4		None	P,S,T,M,VP SC	5			
2133	SAN FRANCISCO HOST Exc Award (06/30/2016)	03/30/1920	Active	35	4	1	3	9.38%	42	16	1			N	2		\$100.00	
143897	San Francisco Keystone	12/15/2020	Active	11	0	1	-1	-8.33%	12	1	8			N	5		\$1,000.00	
53787	SAN FRANCISCO KOREAN AMERICAN Exc Award (06/30/2021, 06/30/2022, 06/30/20)	11/09/1992	Active	44	6	6	0	0.00%	43	7	1			N	4		\$1,000.00	
117165	SAN FRANCISCO LATINOS UNIDOS Exc Award (06/30/2018, 06/30/2019)	06/14/2012	Active	31	0	0	0	0.00%	31		0		11	R	4	90+ Days	\$100.00	
2137	SAN FRANCISCO MARINA-NO BEACH	09/01/1938	Active	19	0	0	0	0.00%	19		7		2	N	4		\$200.00	
57453	SAN FRANCISCO MERCED HEIGHTS Exc Award (06/30/2019)	10/31/1995	Active	10	0	0	0	0.00%	10		12		6	R	M	4	\$100.00	
2139	SAN FRANCISCO NIKKEI	05/03/1961	Active	18	0	0	0	0.00%	16		9		5	R	SC	4	\$50.00	
128852	San Francisco Nueva Vizcaya	09/08/2016	Active	26	0	0	0	0.00%	26		12		2	R	M,SC	6	90+ Days	
2142	SAN FRANCISCO PARK PRESIDIO SUNSET	06/07/1944	Active	24	5	1	4	20.00%	20	16	3		5		M,VP,SC	5	\$600.00	
96837	SAN FRANCISCO PREMIER Exc Award (06/30/2022, 06/30/2023, 06/30/20)	04/03/2006	Active	44	8	6	2	4.76%	44	5	0			N	0		\$200.00	
128334	San Francisco Unified Exc Award (06/30/2019, 06/30/2022, 06/30/20)	07/26/2016	Active	95	6	14	-8	-7.77%	106	3	0		2	R	0		\$1,100.00	
121507	San Francisco Veterans Exc Award (06/30/2022)	03/12/2014	Active	25	3	1	2	8.70%	23	11	0		3	N	M,SC	6	\$200.00	
78492	SAN MATEO	03/15/2004	Active	16	1	2	-1	-5.88%	17	17	3		3	N	5		\$25.00	
125868	San Mateo County First Responders	09/28/2015	Active	4	0	1	-1	-20.00%	6	9	6		2		M,VP,SC	4	\$20.00	



Club Health Assessment for District 4 C4 through March 2025

			Status	Membership							Reports					Finance	LCIF
Club Number	Club Name	Charter Date		Current Member Count	YTD Members Added	YTD Members Dropped	YTD Net Growth	YTD Net Growth%	Member Count 12 Months Ago	Avg. length of service for dropped members	Months Since Last MMR ***	Yrs. Since Last Officer Report	President Rotation	Vice President Reported ****	Months Since Last Activity Report ***	Account Balance	Donations for current Fiscal Year
			Number of times on status quo within last two years	If below 15 members appears				If net loss is greater than 20% appears			If no report in 3 months appears in	When more than one year appears in	Number of repeat terms	Notes the officers that do not have an active	If no report at 12 months appears in red		
97419	SAN MATEO METROPOLITAN	06/28/2006	Active	110	15	13	2	1.85%	114	4	1			N	4		\$15,000.00
	Exc Award (06/30/2022, 06/30/2024)																
125993	Silicon Valley	10/16/2015	Active	27	8	0	8	42.11%	18		2		2	R	1		\$2,200.00
126169	Silicon Valley Cyber	01/18/2016	Active	57	3	32	-29	-33.72%	86	5	0		5		M,VP	4	\$12,300.00
	Exc Award (06/30/2019)																
147623	Silicon Valley Global Innovation	07/18/2021	Active	61	27	47	-20	-24.69%	81	3	0			N	M,SC	4	90+ Days \$400.00
56297	SO SAN FRANCISCO GOLDEN GATE	12/02/1994	Active	35	2	3	-1	-2.78%	37	5	0			N	M	1	\$3,066.66
	Exc Award (06/30/2022)																
2149	SOUTH SAN FRANCISCO HOST	12/02/1946	Active	14	0	1	-1	-6.67%	15	21	1		8	R	M,SC	5	\$20.00

Clubs Cancelled Previous Fiscal Year – Clubs Cancelled within last 12 months may be reinstated

Club Number	Club Name	Charter Date	Current Status*	Cancellation Date
150504	OneVet OneVoice SF	06/29/2022	Cancelled(8*)	12/29/2023
126150	San Francisco Aeta	11/10/2015	Cancelled(6*)	06/29/2024
128944	San Francisco Buddha	10/28/2016	Cancelled(8*)	12/29/2023
130839	San Francisco Financial Rescue	05/15/2017	Cancelled(6*)	06/29/2024

Current Total Clubs Count	YTD New Clubs Count	YTD Cancelled Clubs Count	YTD Net Club Gain	Current Total Members Count	YTD Add	YTD Drop	YTD Net Growth	YTD Net Growth %	Member Count 12 Months Ago	Average Member Count Per Club	% of Clubs with less than 20 members	% No MMR in 3 Months	% No Officer Report in 12 Months	% of Clubs with balance 90+ days	Number of Clubs in Status Quo	% Status Quo Clubs in Financial Suspension	Number of Cancelled Clubs	Average Cancelled Club Age	Members Lost Due to Cancellation	% of Clubs Cancelled for Non-Financial Reasons
54	0	2	-2	1,835	200	242	-42	-2.24%	1,924	34	30%	44%	0%	20%	0	0%	2	40	23	-50%

* - P - Priority Club. Cancellation Reasons: 1-Objectives/conduct, 2-Non-active club, 5-Non-existing club, 6-Disbanding, 7-Merger, 8-Financial Suspension, 9-District/Multiple District Dues.

** - Abbreviation: P-President, S-Secretary, T-Treasurer, M-Member Chairperson, VP-First Vice President, MC-Communications Chairperson, SC-Service Chairperson

*** - Abbreviation: N/R - Never reported using the Lions Clubs website, N/A - Not applicable, No password registered for the Lions Clubs website.

**** - Abbreviation: N - New, IP - Immediate Past, R - Repeat.



Club Health Assessment for District 4 C5 through March 2025

			Status	Membership							Reports					Finance	LCIF	
Club Number	Club Name	Charter Date		Current Member Count	YTD Members Added	YTD Members Dropped	YTD Net Growth	YTD Net Growth%	Member Count 12 Months Ago	Avg. length of service for dropped members	Months Since Last MMR ***	Yrs. Since Last Officer Report	President Rotation	Vice President Reported ****	Months Since Last Activity Report ***	Account Balance	Donations for current Fiscal Year	
			Number of times on status quo within last two years	If below 15 members appears					If net loss is greater than 20% appears			If no report in 3 months appears in	When more than one year appears in	Number of repeat terms	Notes the officers that do not have an active	If no report at 12 months appears in red		
Clubs less than two years old																		
176939	Sacramento Antelope Friends of Veterans	08/29/2024	Active	23	26	3	23	100.00%	0	0	1			N	SC	0		\$70.00
153890	Sacramento BeauVita	04/04/2023	Active	78	40	83	-43	-35.54%	139	1	3			R	M,SC	5		\$20.00
Clubs more than two years old																		
2155	AUBURN 49ER Exc Award (06/30/2022)	11/20/1969	Active	27	0	1	-1	-3.57%	31	14	3			N	M,SC	2		\$20.00
2154	AUBURN HOST	01/11/1927	Active	28	1	3	-2	-6.67%	29	10	2			R	SC	1		\$120.00
2158	COLFAX	05/10/1928	Active	23	3	10	-7	-23.33%	31	7	2		2	N	M,SC	0		\$720.00
2160	COUNTRY CLUB	06/13/1963	Active	14	0	1	-1	-6.67%	16	3	4		2		M,VP,SC	2		\$1,020.00
118841	DAVIS AGGIE	02/25/2013	Active(1)	6	8	13	-5	-45.45%	11	3	1				M,VP,SC	5		\$20.00
2163	DELTA L C	03/04/1969	Active	9	3	1	2	28.57%	8	21	2		13		M,VP,SC	5		\$120.00
2164	DOWNIEVILLE	04/22/1938	Active	12	0	6	-6	-33.33%	20	10	1		2	R	M,SC	6		\$20.00
2166	ELK GROVE Exc Award (06/30/2019, 06/30/2022)	02/05/1951	Active	48	1	0	1	2.13%	47		7			N	M,SC	3		\$643.90
39120	ESPARTO	12/29/1980	Active	12	0	3	-3	-20.00%	17	15	2		8		M,VP,SC	7		\$60.00
2170	FOLSOM CITY HOST	04/20/1938	Active(1)	14	0	3	-3	-17.65%	17	26	3			R	M,SC	1		\$1,020.00
65496	FOLSOM LAKE Exc Award (06/30/2021, 06/30/2022, 06/30/20)	06/14/2002	Active	19	0	0	0	0.00%	19		0			N		0		\$1,020.00
2171	FORESTHILL Exc Award (06/30/2023)	08/31/1948	Active	40	6	6	0	0.00%	40	10	0			N		0		\$40.00
2172	GALT Exc Award (06/30/2021)	05/23/1963	Active	27	2	12	-10	-27.03%	37	7	1			N	SC	2		\$20.00
85051	GRASS VALLEY FOOTHILL	03/16/2005	Active	15	4	2	2	15.38%	13	19	1			N	M,SC	2		\$1,020.00
31987	GRASS VALLEY GOLD COUNTRY Exc Award (06/30/2022)	04/05/1976	Active	13	0	2	-2	-13.33%	16	20	0			IP	M,SC	15		\$520.00
2173	GRASS VALLEY HOST	04/19/1928	Active	13	0	0	0	0.00%	11		11		4		VP,SC	7		\$20.00




Club Health Assessment for District 4 C5 through March 2025

			Status	Membership							Reports					Finance		LCIF
Club Number	Club Name	Charter Date		Current Member Count	YTD Members Added	YTD Members Dropped	YTD Net Growth	YTD Net Growth%	Member Count 12 Months Ago	Avg. length of service for dropped members	Months Since Last MMR ***	Yrs. Since Last Officer Report	President Rotation	Vice President Reported ****	Months Since Last Activity Report ***	Account Balance	Donations for current Fiscal Year	
			Number of times on status quo within last two years	If below 15 members appears				If net loss is greater than 20% appears			If no report in 3 months appears in	When more than one year appears in	Number of repeat terms	Notes the officers that do not have an active	If no report at 12 months red			
34933	HIGGINS DIGGINS L C	01/16/1978	Active	45	5	1	4	9.76%	48	10	6			N	P,SC	0		\$1,510.00
	Exc Award (06/30/2018, 06/30/2019, 06/30/20																	
108971	LINCOLN HILLS	07/28/2010	Cancelled(6*)	0	0	16	-16	-100.00%	16	15	7	1	None		P,S,T,M,VP SC	17	90+ Days	\$20.00
2175	LINCOLN HOST	10/17/1955	Active	11	1	2	-1	-8.33%	13	45	0		2	R	T,VP	5		\$20.00
2176	LOOMIS	10/12/1953	Active(1)	41	4	4	0	0.00%	41	18	2			N	M,SC	5		\$20.00
2177	MEADOW VISTAAREA L C	07/11/1973	Active	25	1	0	1	4.17%	28		6			N	T,M,SC	5	90+ Days	\$1,620.00
2178	MOTHER LODGE	03/18/1948	Active	46	4	3	1	2.22%	47	37	1				VP,SC	3		\$1,005.86
	Exc Award (06/30/2023)																	
2179	NEVADA CITY	01/07/1947	Active	7	0	4	-4	-36.36%	13	18	2			N	SC	6	90+ Days	\$20.00
36289	PENN VALLEY HI-GRADERS L C	12/11/1978	Active	25	3	3	0	0.00%	26	2	5			N	SC	0		\$1,020.00
	Exc Award (06/30/2017, 06/30/2022)																	
2183	PLACERVILLE	07/01/1924	Active	16	0	0	0	0.00%	15		8		3	N	M,SC	1		\$20.00
54026	PRIDE OF LAGUNA CRK	02/02/1993	Active	36	2	1	1	2.86%	35	14	5			N	M,SC	0		\$1,388.00
2185	RIO LINDA	08/30/1951	Active	32	13	28	-15	-31.91%	38	6	0			N	SC	0		\$170.00
	Exc Award (06/30/2022, 06/30/2023, 06/30/20																	
151155	Rio Linda Elverta Country	06/28/2022	Active	11	0	4	-4	-26.67%	17	2	0			N	M,SC	12		\$20.00
2186	ROCKLIN	04/13/1955	Active	13	0	0	0	0.00%	13		3			N	M,SC	5		\$80.00
2187	ROSEVILLE HOST	03/04/1925	Active	26	1	2	-1	-3.70%	27	8	2			N	M,SC	1		\$40.00
	Exc Award (06/30/2021, 06/30/2022)																	
2188	ROSEVILLE SUNRISE	06/03/1969	Active	32	2	0	2	6.67%	30		0			N		0		\$2,020.00
	Exc Award (06/30/2017, 06/30/2022, 06/30/20																	
53907	SACRAMENTO ANTELOPE	12/18/1992	Active	24	2	2	0	0.00%	25	3	7			N		1		\$1,070.00
	Exc Award (06/30/2021, 06/30/2022, 06/30/20																	
129945	Sacramento Camellia	01/27/2017	Active	35	3	0	3	9.38%	32		2			N		5		\$20.00
	Exc Award (06/30/2022, 06/30/2024)																	
2191	SACRAMENTO CAPITOL	10/29/1953	Active	33	0	0	0	0.00%	45		8		2	N	SC	0	90+ Days	\$3,070.00
2190	SACRAMENTO EMBARCADERO	11/26/1973	Active	31	0	2	-2	-6.06%	36	12	0			N	M,SC	0		\$2,480.00



Club Health Assessment for District 4 C5 through March 2025

			Status	Membership							Reports					Finance	LCIF	
Club Number	Club Name	Charter Date		Current Member Count	YTD Members Added	YTD Members Dropped	YTD Net Growth	YTD Net Growth%	Member Count 12 Months Ago	Avg. length of service for dropped members	Months Since Last MMR ***	Yrs. Since Last Officer Report	President Rotation	Vice President Reported ****	Months Since Last Activity Report ***	Account Balance	Donations for current Fiscal Year	
			Number of times on status quo within last two years	If below 15 members appears					If net loss is greater than 20% appears			If no report in 3 months appears in	When more than one year appears in	Number of repeat terms	Notes the officers that do not have an active	If no report at 12 months appears in red		
Exc Award (06/30/2021)																		
2193	SACRAMENTO FORT SUTTEF	02/11/1927	Active	17	0	0	0	0.00%	17		1			N	VP,SC	5	\$20.00	
57118	SACRAMENTO GOLDEN STATE	06/26/1995	Active	21	0	9	-9	-30.00%	30	4	3		2		S,VP	5	\$60.00	
Exc Award (06/30/2022)																		
36544	SACRAMENTO MABUHAY	02/27/1979	Active	30	11	3	8	36.36%	29	2	3			R	M	0	\$40.00	
54715	SACRAMENTO MAHARLIKA	07/06/1993	Active	62	5	2	3	5.08%	56	4	4			N		0	\$1,020.00	
Exc Award (06/30/2021, 06/30/2023, 06/30/2024)																		
141726	Sacramento Malaya	06/16/2020	Active	32	7	18	-11	-25.58%	44	3	3			IP		0	\$20.00	
Exc Award (06/30/2022)																		
111417	SACRAMENTO METROPOLITAN	06/22/2011	Cancelled(6*)	0	0	9	-9	-100.00%	9	12	8	1	None		P,S,T,M,VP SC	17	90+ Days \$20.00	
59328	SACRAMENTO MIDTOWN	04/03/1997	Active	18	4	1	3	20.00%	15	0	5			N	M,SC	0	\$2,020.00	
Exc Award (06/30/2022)																		
134266	Sacramento Nepalese	04/19/2018	Active(2)	5	0	3	-3	-37.50%	11	3	8		3		M,VP,SC	19	\$20.00	
Exc Award (06/30/2021)																		
2194	SACRAMENTO SENATOR	04/06/1954	Active	46	2	6	-4	-8.00%	50	14	2		2	R	SC	7	\$1,660.00	
Exc Award (06/30/2023, 06/30/2024)																		
41134	SACRAMENTO VALLEY HI	04/13/1982	Active	28	4	7	-3	-9.68%	31	3	4			N	M,SC	3	\$20.00	
Exc Award (06/30/2024)																		
2198	WOODLAND HOST	10/27/1922	Active	33	1	0	1	3.13%	34		2		2	N	SC	0	90+ Days \$2,229.00	
Exc Award (06/30/2021, 06/30/2022)																		
2199	WOODLAND REVEILLE	05/12/1970	Active	12	0	1	-1	-7.69%	13	55	3		5		M,VP,SC	3	\$20.00	
67278	WOODLAND YOLO SUNSET	02/11/2003	Active	13	0	0	0	0.00%	13		8		2	N	SC	2	\$20.00	

Clubs Cancelled Previous Fiscal Year – Clubs Cancelled within last 12 months may be reinstated

Club Number	Club Name	Charter Date	Current Status*	Cancellation Date
52446	NEWCASTLE GOLDEN SPIKE	01/24/1992	Cancelled(6*)	07/29/2023
29448	WINTERS	06/21/1974	Cancelled(6*)	07/29/2023



Club Health Assessment for District 4 C5 through March 2025

Club Number			Club Name			Charter Date			Status					Membership					Reports					Finance		LCIF
									Current Member Count	YTD Members Added	YTD Members Dropped	YTD Net Growth	YTD Net Growth%	Member Count 12 Months Ago	Avg. length of service for dropped members	Months Since Last MMR ***	Yrs. Since Last Officer Report	President Rotation	Vice President Reported ****	Months Since Last Activity Report ***	Account Balance	Donations for current Fiscal Year				
									Number of times on status quo within last two years	If below 15 members appears			If net loss is greater than 20% appears			If no report in 3 months appears in			When more than one year appears in	Number of repeat terms	Notes the officers that do not have an active			If no report at 12 months appears in red		
Current Total Clubs Count	YTD New Clubs Count	YTD Cancelled Clubs Count	YTD Net Club Gain	Current Total Members Count	YTD Add	YTD Drop	YTD Net Growth	YTD Net Growth %	Member Count 12 Months Ago	Average Member Count Per Club	% of Clubs with less than 20 members	% No MMR in 3 Months	% No Officer Report in 12 Months	% of Clubs with balance 90+ days	Number of Clubs in Status Quo	% Status Quo Clubs in Financial Suspension	Number of Cancelled Clubs	Average Cancelled Club Age	Members Lost Due to Cancellation	% of Clubs Cancelled for Non-Financial Reasons						
48	1	2	-1	1,227	169	280	-111	-8.30%	1,399	26	42%	48%	0%	8%	0	0%	2	54	25	100%						

* - P - Priority Club. Cancellation Reasons: 1-Objectives/conduct, 2-Non-active club, 5-Non-existing club, 6-Disbanding, 7-Merger, 8-Financial Suspension, 9-District/Multiple District Dues.

** - Abbreviation: P-President, S-Secretary, T-Treasurer, M-Member Chairperson, VP-First Vice President, MC-Communications Chairperson, SC-Service Chairperson

*** - Abbreviation: N/R - Never reported using the Lions Clubs website, N/A - Not applicable, No password registered for the Lions Clubs website.

**** - Abbreviation: N - New, IP - Immediate Past, R - Repeat.



Club Health Assessment for District 4 C6 through March 2025

			Status	Membership							Reports					Finance		LCIF
Club Number	Club Name	Charter Date		Current Member Count	YTD Members Added	YTD Members Dropped	YTD Net Growth	YTD Net Growth%	Member Count 12 Months Ago	Avg. length of service for dropped members	Months Since Last MMR ***	Yrs. Since Last Officer Report	President Rotation	Vice President Reported ****	Months Since Last Activity Report ***	Account Balance	Donations for current Fiscal Year	
			Number of times on status quo within last two years	If below 15 members appears					If net loss is greater than 20% appears		If no report in 3 months appears in	When more than one year appears in	Number of repeat terms	Notes the officers that do not have an active	If no report at 12 months appears in red			
Clubs less than two years old																		
156030	Milpitas Dragonfly	09/18/2023	Active(1)	18	0	0	0	0.00%	23		9		2	R	M,SC	1	\$220.00	
Clubs more than two years old																		
2201	CABRILLO HOST Exc Award (06/30/2017)	02/22/1961	Active(1)	27	3	1	2	8.00%	25	8	1			IP	SC	1	\$55.00	
142383	Capitola Coast	08/13/2020	Active	17	6	4	2	13.33%	15	2	1			N		4	\$740.00	
2205	CARMEL HOST	10/30/1942	Active	24	4	1	3	14.29%	24	3	2		2	R		0	\$2,280.00	
102621	CARMEL MISSION TRAIL Exc Award (06/30/2017)	06/23/2008	Active	18	0	4	-4	-18.18%	21	10	1		2	N	SC	0	\$4,870.00	
2209	CUPERTINO DE ANZA Exc Award (06/30/2023)	01/12/1969	Active(1)	42	0	0	0	0.00%	44		6			N	M,SC	4	\$50.00	
2208	CUPERTINO HOST	11/06/1951	Active	32	1	2	-1	-3.03%	33	20	0			N	SC	3	\$3,845.00	
40588	FREEDOM	12/31/1981	Active	32	0	0	0	0.00%	33		3			N	SC	5	\$567.00	
2210	GILROY	03/22/1956	Active	12	0	5	-5	-29.41%	17	23	3		5	R	M,SC	0	\$810.00	
2212	GREENFIELD	10/12/1948	Active	15	0	0	0	0.00%	22		9		4	R	VP,SC	1	\$20.00	
29728	HOLLISTER Exc Award (06/30/2023)	08/23/1974	Active	12	2	6	-4	-25.00%	14	24	1			IP		4	\$1,380.00	
2213	KING CITY	10/15/1945	Active	38	3	3	0	0.00%	36	20	1			IP	SC	0	\$3,315.00	
2215	LOS GATOS Exc Award (06/30/2018, 06/30/2024)	12/14/1945	Active	91	10	4	6	7.06%	88	24	1			N	SC	1	\$35,510.00	
42975	MARINA Exc Award (06/30/2016)	08/11/1983	P- Active	0	0	14	-14	-100.00%	14	14	5		None		P,S,T,M,VP SC	2	\$20.00	
66811	MILPITAS EXECUTIVE Exc Award (06/30/2019, 06/30/2024)	11/13/2002	Active	64	11	2	9	16.36%	55	7	0		2	N	SC	0	\$780.00	
109101	MILPITAS GATEWAY SILICON VALLEY Exc Award (06/30/2023)	09/03/2010	Active(1)	35	1	2	-1	-2.78%	38	8	4		2	R		4	\$12,981.00	
2218	MONTEREY OLD CAPITOL	06/18/1964	Active	16	0	0	0	0.00%	17		8		6		P,T,M,VP,SC	1	\$185.00	



Club Health Assessment for District 4 C6 through March 2025

			Status	Membership							Reports					Finance		LCIF
Club Number	Club Name	Charter Date		Current Member Count	YTD Members Added	YTD Members Dropped	YTD Net Growth	YTD Net Growth%	Member Count 12 Months Ago	Avg. length of service for dropped members	Months Since Last MMR ***	Yrs. Since Last Officer Report	President Rotation	Vice President Reported ****	Months Since Last Activity Report ***	Account Balance	Donations for current Fiscal Year	
			Number of times on status quo within last two years	If below 15 members appears				If net loss is greater than 20% appears			If no report in 3 months appears in	When more than one year appears in	Number of repeat terms	Notes the officers that do not have an active	If no report at 12 months appears in red			
31988	PRUNEDALE HOST	04/07/1976	Active	21	1	1	0	0.00%	21	21	6		2	P,T,M,VP,SC	7		\$800.00	
	Exc Award (06/30/2021, 06/30/2023)																	
2225	SALINAS HOST	03/31/1938	Active	24	0	5	-5	-17.24%	28	14	3		7	R SC	0		\$1,660.00	
2232	SAN JOSE ALMADEN SUPER	01/31/1956	Active	41	2	3	-1	-2.38%	39	20	0		2	R	0		\$7,040.00	
	Exc Award (06/30/2023, 06/30/2024)																	
2231	SAN JOSE CAMPBELL W SAN JOSE	05/08/1952	Active	34	5	6	-1	-2.86%	34	15	1			VP	1		\$5,799.00	
	Exc Award (06/30/2021)																	
110100	SAN JOSE JAPANTOWN	01/11/2011	Active	17	3	0	3	21.43%	14		2		4	VP	6		\$360.00	
138223	San Jose Kaisahan Unity	06/07/2019	Active	22	3	7	-4	-15.38%	28	2	1			R S,SC	0	90+ Days	\$1,330.00	
28171	SAN JOSE LOS AMIGOS	03/26/1974	Active(2)	14	0	1	-1	-6.67%	17	3	0			S,M,VP,SC	0		\$140.00	
66523	SAN JOSE PIONEER	07/16/2002	Active(1)	36	0	5	-5	-12.20%	41	7	6			N SC	1	90+ Days	\$1,470.00	
47861	SAN JOSE SAMPAGUITA	11/24/1987	Active	22	0	2	-2	-8.33%	23	9	3		2	R	0		\$1,670.00	
	Exc Award (06/30/2021, 06/30/2024)																	
59329	SAN JOSE SCALES OF JUSTICE	04/08/1997	Active	18	3	2	1	5.88%	19	22	0			VP,SC	0	90+ Days	\$16,358.00	
	Exc Award (06/30/2021)																	
151564	San Jose Sunshine	08/26/2022	Active(1)	9	1	7	-6	-40.00%	15	2	1		3	T,M,VP,SC	4	90+ Days	\$40.00	
106291	SAN JOSE WILLOW GLEN	08/17/2009	Active	17	7	1	6	54.55%	12	4	0		2	R M,SC	0		\$2,030.00	
2236	SAN MARTIN	10/19/1951	Active	21	4	2	2	10.53%	17	15	0		3	M,VP,SC	0		\$7,983.00	
2237	SANTA CLARA HOST	05/16/1947	Active	12	1	0	1	9.09%	12		2		7	M,VP,SC	4		\$410.00	
2238	SANTA CRUZ HOST	06/27/1929	Active	48	1	5	-4	-7.69%	47	32	2			N	4		\$245.00	
2240	SARATOGA	02/21/1947	Active(1)	4	0	1	-1	-20.00%	6	8	7		3	M,VP,SC	7	90+ Days	\$20.00	
	Exc Award (06/30/2018)																	
2242	SEASIDE	10/24/1946	Active	8	0	0	0	0.00%	9		6			IP M,SC	5		\$20.00	
138637	Silicon Valley Roaring Cyber	06/21/2019	Active	13	1	0	1	8.33%	12		3		4	M,VP,SC	1		\$1,375.00	
2243	SOLEDAD	09/12/1947	Active	25	5	3	2	8.70%	23	3	1			R P,M,VP,SC	1		\$20.00	
132212	Sunnyvale Everest	07/14/2017	Active(3)	13	0	6	-6	-31.58%	22	1	0		2	VP,SC	2	90+ Days	\$20.00	



Club Health Assessment for District 4 C6 through March 2025

			Status	Membership							Reports					Finance	LCIF
Club Number	Club Name	Charter Date		Current Member Count	YTD Members Added	YTD Members Dropped	YTD Net Growth	YTD Net Growth%	Member Count 12 Months Ago	Avg. length of service for dropped members	Months Since Last MMR ***	Yrs. Since Last Officer Report	President Rotation	Vice President Reported ****	Months Since Last Activity Report ***	Account Balance	Donations for current Fiscal Year
			Number of times on status quo within last two years	If below 15 members appears				If net loss is greater than 20% appears			If no report in 3 months appears in	When more than one year appears in	Number of repeat terms	Notes the officers that do not have an active	If no report at 12 months appears in red		
2244	SUNNYVALE HOST	03/23/1932	Active	30	1	2	-1	-3.23%	32	4	0			N	0		\$1,282.00

Clubs Cancelled Previous Fiscal Year – Clubs Cancelled within last 12 months may be reinstated

Club Number	Club Name	Charter Date	Current Status*	Cancellation Date
124162	Gonzales Lions	02/13/2015	Cancelled(8*)	12/29/2023
2220	MORGAN HILL	08/10/1938	Cancelled(6*)	01/29/2024
29250	SAN JOSE MAHARLIKA	05/15/1974	Cancelled(8*)	06/29/2024
136859	Silicon Valley Scholars Cyber	04/18/2019	Cancelled(8*)	12/29/2023

Current Total Clubs Count	YTD New Clubs Count	YTD Cancelled Clubs Count	YTD Net Club Gain	Current Total Members Count	YTD Add	YTD Drop	YTD Net Growth	YTD Net Growth %	Member Count 12 Months Ago	Average Member Count Per Club	% of Clubs with less than 20 members	% No MMR in 3 Months	% No Officer Report in 12 Months	% of Clubs with balance 90+ days	Number of Clubs in Status Quo	% Status Quo Clubs in Financial Suspension	Number of Cancelled Clubs	Average Cancelled Club Age	Members Lost Due to Cancellation	% of Clubs Cancelled for Non-Financial Reasons
38	0	0	0	942	79	107	-28	-2.89%	990	25	47%	39%	0%	16%	0	0%	0	0	0	0%

* - P - Priority Club. Cancellation Reasons: 1-Objectives/conduct, 2-Non-active club, 5-Non-existing club, 6-Disbanding, 7-Merger, 8-Financial Suspension, 9-District/Multiple District Dues.

** - Abbreviation: P-President, S-Secretary, T-Treasurer, M-Member Chairperson, VP-First Vice President, MC-Communications Chairperson, SC-Service Chairperson

*** - Abbreviation: N/R - Never reported using the Lions Clubs website, N/A - Not applicable, No password registered for the Lions Clubs website.

**** - Abbreviation: N - New, IP - Immediate Past, R - Repeat.



Club Health Assessment for District 4 A1 through March 2025

			Status	Membership							Reports					Finance	LCIF
Club Number	Club Name	Charter Date		Current Member Count	YTD Members Added	YTD Members Dropped	YTD Net Growth	YTD Net Growth%	Member Count 12 Months Ago	Avg. length of service for dropped members	Months Since Last MMR ***	Yrs. Since Last Officer Report	President Rotation	Vice President Reported ****	Months Since Last Activity Report ***	Account Balance	Donations for current Fiscal Year
			Number of times on status quo within last two years	If below 15 members appears				If net loss is greater than 20% appears			If no report in 3 months appears in	When more than one year appears in	Number of repeat terms	Notes the officers that do not have an active	If no report at 12 months appears in red		
Clubs more than two years old																	
40408	ARNOLD	10/09/1981	Active	12	0	2	-2	-14.29%	15	25	4		2	N	M,SC	7	\$1,200.00
2248	ATWATER WINTON	09/27/1950	Active	36	3	12	-9	-20.00%	49	4	0			N		1	
Exc Award (06/30/2021, 06/30/2023)																	
2249	BASS LAKE	01/30/1973	Active	15	0	2	-2	-11.76%	17	8	2		2		M,VP,SC	2	
2250	CERES	05/16/1947	Active	90	7	5	2	2.27%	91	23	0			N	M,SC	2	
Exc Award (06/30/2018)																	\$100.00
2251	CHOWCHILLA	01/28/1928	Active	19	6	5	1	5.56%	16	27	0		3		M,VP,SC	7	
98271	CHOWCHILLA LIONESS	01/15/2007	Active	11	1	4	-3	-21.43%	14	12	2		6		M,VP,SC	1	
2252	CLEMENTS LOCKEFORD	03/11/1949	Active	41	0	0	0	0.00%	41		8				M,VP,SC	13	
47759	COPPEROPOLIS LAKE TULLOCH	10/13/1987	Active	35	3	13	-10	-22.22%	43	3	1		None	N	P	8	
2253	CROWS LANDING	04/26/1949	Active	19	0	0	0	0.00%	19		12		4	R	M,VP,SC	2	
2255	DENAIR	04/21/1949	Active	40	0	0	0	0.00%	39		4			N	M,SC	19	
2256	DOS PALOS	03/20/1967	Active	28	0	0	0	0.00%	31		9		12		M,VP,SC	9	
2258	ESCALON	03/07/1946	Active	38	0	3	-3	-7.32%	41	33	2			N		15	
2259	GUSTINE	10/11/1948	Active	22	0	1	-1	-4.35%	23	11	0		10	R	M,SC	7	
2260	HILMAR-IRWIN-STEVINSON L C	04/07/1965	Active	25	0	0	0	0.00%	25		5		2	R	SC	4	
135129	Hughson	06/22/2018	Active	42	5	6	-1	-2.33%	42	5	1			N	M,SC	5	
Exc Award (06/30/2023)																	\$100.00
2263	JACKSON	02/18/1927	Active	100	9	12	-3	-2.91%	104	14	0			N	SC	0	
105237	LATHROP	04/13/2009	P- Active	13	3	1	2	18.18%	11	0	2		13	R	M,SC	0	
2265	LE GRAND	01/19/1940	Active(2)	18	1	7	-6	-25.00%	24	29	7				P,M,VP,SC	3	
2266	LINDEN	02/02/1951	Active	151	2	10	-8	-5.03%	156	13	0			N	SC	2	
Exc Award (06/30/2024)																	\$50.00
2267	LIVINGSTON	02/11/1959	Active	20	0	0	0	0.00%	22		8		2	N	SC	7	
2268	LODI	01/18/1940	Active	19	0	4	-4	-17.39%	24	13	0				M,VP,SC	0	



Club Health Assessment for District 4 A1 through March 2025

			Status	Membership							Reports					Finance	LCIF
Club Number	Club Name	Charter Date		Current Member Count	YTD Members Added	YTD Members Dropped	YTD Net Growth	YTD Net Growth%	Member Count 12 Months Ago	Avg. length of service for dropped members	Months Since Last MMR ***	Yrs. Since Last Officer Report	President Rotation	Vice President Reported ****	Months Since Last Activity Report ***	Account Balance	Donations for current Fiscal Year
			Number of times on status quo within last two years	If below 15 members appears				If net loss is greater than 20% appears			If no report in 3 months appears in	When more than one year appears in	Number of repeat terms	Notes the officers that do not have an active	If no report at 12 months red		
46183	LODI MEXICAN AMERICAN	05/12/1986	P- Active(1)	19	0	2	-2	-9.52%	21	24	1			M,VP,SC	13		\$2,000.00
2270	LOS BANOS	12/08/1944	Active	19	7	0	7	58.33%	14		1		N	M,VP,SC	3		\$40.00
61592	MADERA MADERA EVENING	03/08/1999	Active	46	2	3	-1	-2.13%	47	9	0		N	M,SC	2		\$1,100.00
Exc Award (06/30/2022, 06/30/2023)																	
2274	MARIPOSA	11/13/1940	Active	117	6	4	2	1.74%	109	6	0		N		1		
Exc Award (06/30/2021, 06/30/2023)																	
2276	MERCED BREAKFAST	05/05/1959	Active	52	1	4	-3	-5.45%	50	18	0		N	SC	0		\$3,550.00
Exc Award (06/30/2023)																	
143071	Merced County LE Lions	10/13/2020	Active(1)	24	3	16	-13	-35.14%	39	2	1		4	R	M,SC	4	
2277	MERCED GOLDEN	01/14/1967	Active	16	2	2	0	0.00%	19	6	2		N	SC	3		\$150.00
2279	MODESTO 500 CLUB	03/30/1950	P- Active	35	1	11	-10	-22.22%	45	23	0		IP	M,SC	3		\$900.00
39671	MOKELUMNE HILL	04/02/1981	Active	28	3	1	2	7.69%	26	44	0		N	SC	2		
Exc Award (06/30/2024)																	
2282	MURPHYS ANGELS	09/12/1950	Active	38	0	2	-2	-5.00%	39	27	1		N	M,SC	0		
2284	NORTH FORK	08/03/1950	Active	14	1	1	0	0.00%	14	16	0		9	R	P,T,M,VP,SC	0	
2285	OAKDALE	10/21/1943	Active	70	11	2	9	14.75%	57	14	0		N		0	90+ Days	\$1,100.00
2286	PATTERSON	05/27/1947	Active	67	1	2	-1	-1.47%	69	16	1			VP,SC	6		\$40.00
2288	RIPON	01/28/1944	Active	25	1	2	-1	-3.85%	26	2	1		2	R	SC	0	
2291	SIERRA	08/17/1960	Active	14	5	0	5	55.56%	10		1		3	N	M,SC	5	\$1.00
2292	SONORA	04/24/1922	Active	35	4	6	-2	-5.41%	39	8	1			VP,SC	0		\$150.00
Exc Award (06/30/2016, 06/30/2019, 06/30/2020)																	
47862	STOCKTON DELTA PACIFICA	11/10/1987	Active	11	0	0	0	0.00%	11		11			VP	2		\$100.00
2294	STOCKTON HOST	08/19/1920	Active	42	0	0	0	0.00%	43		11		N	M,SC	1	90+ Days	\$10.00
2298	STOCKTON SAN JOAQUIN	02/26/1958	P- Active	19	5	2	3	18.75%	14	10	2		2	N		3	\$241.00
Exc Award (06/30/2024)																	
111484	SUTTER CREEK	06/23/2011	P- Active	11	0	1	-1	-8.33%	14	11	8		3	M,VP,SC	2		
Exc Award (06/30/2017, 06/30/2018)																	



Club Health Assessment for District 4 A1 through March 2025

Club Number	Club Name	Charter Date	Status	Membership							Reports					Finance	LCIF
				Current Member Count	YTD Members Added	YTD Members Dropped	YTD Net Growth	YTD Net Growth%	Member Count 12 Months Ago	Avg. length of service for dropped members	Months Since Last MMR ***	Yrs. Since Last Officer Report	President Rotation	Vice President Reported ****	Months Since Last Activity Report ***	Account Balance	Donations for current Fiscal Year
			Number of times on status quo within last two years	If below 15 members appears				If net loss is greater than 20% appears			If no report in 3 months appears	When more than one year appears in	Number of repeat terms	Notes the officers that do not have an active	If no report at 12 months appears in red		
2302	TRACY BREAKFAST	03/17/1960	Active	54	2	7	-5	-8.47%	60	11	0			N	SC	0	\$1,000.00
	Exc Award (06/30/2023)																
67535	TRACY TANK TOWN	03/31/2003	Active	11	2	3	-1	-8.33%	12	5	2			N		0	\$367.00
2303	TRI DAMS L C	02/10/1965	P- Active(1)	21	4	7	-3	-12.50%	24	6	2		3		VP	12	
2304	TURLOCK	01/03/1945	Active	44	3	0	3	7.32%	43		4				T,M,VP,SC	4	
37207	UPCOUNTRY 88	06/05/1979	Active	13	2	1	1	8.33%	12	45	2		2		VP	4	\$200.00
	Exc Award (06/30/2018)																
2306	WATERFORD	04/29/1947	Active	19	1	1	0	0.00%	19	2	2		9	R	M,SC	0	\$1,000.00
2307	WEST POINT	01/12/1951	Active	9	0	1	-1	-10.00%	11	3	3		6	R	SC	4	

Clubs Cancelled Previous Fiscal Year – Clubs Cancelled within last 12 months may be reinstated

Club Number	Club Name	Charter Date	Current Status*	Cancellation Date
2272	MADERA BREAKFAST	04/15/1971	Cancelled(6*)	12/29/2023
11118	MODESTO SUNSET	05/23/2011	Cancelled(6*)	12/29/2023
2305	TURLOCK TWELVE TEN	11/07/1955	Cancelled(6*)	01/29/2024

Current Total Clubs Count	YTD New Clubs Count	YTD Cancelled Clubs Count	YTD Net Club Gain	Current Total Members Count	YTD Add	YTD Drop	YTD Net Growth	YTD Net Growth %	Member Count 12 Months Ago	Average Member Count Per Club	% of Clubs with less than 20 members	% No MMR in 3 Months	% No Officer Report in 12 Months	% of Clubs with balance 90+ days	Number of Clubs in Status Quo	% Status Quo Clubs in Financial Suspension	Number of Cancelled Clubs	Average Cancelled Club Age	Members Lost Due to Cancellation	% of Clubs Cancelled for Non-Financial Reasons
48	0	0	0	1,667	107	168	-61	-3.53%	1,734	35	42%	27%	0%	4%	0	0%	0	0	0	0%

* - P - Priority Club. Cancellation Reasons: 1-Objectives/conduct, 2-Non-active club, 5-Non-existing club, 6-Disbanding, 7-Merger, 8-Financial Suspension, 9-District/Multiple District Dues.

** - Abbreviation: P-President, S-Secretary, T-Treasurer, M-Member Chairperson, VP-First Vice President, MC-Communications Chairperson, SC-Service Chairperson

*** - Abbreviation: N/R - Never reported using the Lions Clubs website, N/A - Not applicable, No password registered for the Lions Clubs website.

**** - Abbreviation: N - New, IP - Immediate Past, R - Repeat.




Club Health Assessment for District 4 A2 through March 2025

			Status	Membership							Reports					Finance	LCIF	
Club Number	Club Name	Charter Date		Current Member Count	YTD Members Added	YTD Members Dropped	YTD Net Growth	YTD Net Growth%	Member Count 12 Months Ago	Avg. length of service for dropped members	Months Since Last MMR ***	Yrs. Since Last Officer Report	President Rotation	Vice President Reported ****	Months Since Last Activity Report ***	Account Balance	Donations for current Fiscal Year	
			Number of times on status quo within last two years	If below 15 members appears			If net loss is greater than 20% appears				If no report in 3 months appears in	When more than one year appears in	Number of repeat terms	Notes the officers that do not have an active		If no report at 12 months appears in red		
Clubs more than two years old																		
2310	ARVIN	03/30/1939	Active	17	1	0	1	6.25%	16		1			IP	S,M,SC	18		
2312	BAKERSFIELD BREAKFAST	04/30/1958	Active	28	0	0	0	0.00%	28		8		2		M,VP,SC	5		
117023	BAKERSFIELD DONGHAE	05/30/2012	Active(4)	4	0	1	-1	-20.00%	5	7	8		9		S,M,VP,SC	13		
2313	BAKERSFIELD EAST BAKERS	10/19/1949	Active(1)	21	1	1	0	0.00%	21	35	4			N	M,SC	4		\$50.00
2311	BAKERSFIELD HOST	07/08/1926	Active	7	0	8	-8	-53.33%	15	14	0		None	N	P,M,SC	0	90+ Days	
51944	BAKERSFIELD SPORTS	08/09/1991	Active	10	0	4	-4	-28.57%	14	5	4				M,VP,SC	0		
2317	BUTTONWILLOW	03/13/1941	Active	178	4	2	2	1.14%	169	13	3			N	M,VP	4		\$1,200.00
120360	California City Host	09/19/2013	Active	7	0	0	0	0.00%	7		2			R	M,SC	5		\$51.00
2319	CARUTHERS	09/28/1949	Active	29	2	2	0	0.00%	29	11	0			N	M,SC	5		
2320	CLOVIS	03/11/1946	Active	12	3	0	3	33.33%	9		6		4	R	M,SC	0	90+ Days	
127260	Clovis Country	04/13/2016	Active	20	3	1	2	11.11%	20	7	2			N	M,SC	0		\$5,200.00
2321	COALINGA	02/25/1938	Active	12	1	2	-1	-7.69%	13	37	0		8		M,VP,SC	4		\$22.00
2322	CORCORAN	11/17/1941	Active	5	0	0	0	0.00%	5		8		6		M,VP,SC	13		
43319	CUTLER OROSI LC	01/26/1984	Active	35	6	0	6	20.69%	34		4			N	M,SC	3		\$613.00
Exc Award (06/30/2021)																		
2323	DELANO	05/25/1945	Active(1)	9	1	2	-1	-10.00%	14	1	1		3	R	M,SC	7		
2326	DINUBA	06/15/1945	Active	25	0	2	-2	-7.41%	31	24	0			N	P,M,VP,SC	14		
2328	EASTON	12/14/1948	Active	20	2	1	1	5.26%	18	13	1				M,VP	2		\$1,000.00
2330	EXETER	11/10/1938	Active	55	5	8	-3	-5.17%	54	13	0			N	M,SC	5		
2334	FOWLER	02/21/1927	Active(1)	29	9	0	9	45.00%	22		0			N	M,SC	0		
134725	Fresno Hispanic	05/11/2018	Active(2)	10	10	0	10	100.00%	4		1				VP,SC	13		
2336	FRESNO HOST	10/09/1920	Active	30	3	3	0	0.00%	30	2	1			N	T,M,SC	1		\$2,100.00
Exc Award (06/30/2021, 06/30/2023)																		
2338	FRESNO NORTH FRESNO	09/26/1949	Active	28	0	1	-1	-3.45%	29	27	0		2	N	SC	1		\$600.00



Club Health Assessment for District 4 A2 through March 2025

			Status	Membership							Reports					Finance	LCIF
Club Number	Club Name	Charter Date		Current Member Count	YTD Members Added	YTD Members Dropped	YTD Net Growth	YTD Net Growth%	Member Count 12 Months Ago	Avg. length of service for dropped members	Months Since Last MMR ***	Yrs. Since Last Officer Report	President Rotation	Vice President Reported ****	Months Since Last Activity Report ***	Account Balance	Donations for current Fiscal Year
			Number of times on status quo within last two years	If below 15 members appears				If net loss is greater than 20% appears			If no report in 3 months appears in	When more than one year appears in	Number of repeat terms	Notes the officers that do not have an active	If no report at 12 months appears in red		
119817	Fresno Pride	06/27/2013	Active	7	0	0	0	0.00%	7		10		5	M,VP	0		\$10.00
62438	FRESNO UNLIMITED	10/22/1999	Active	18	1	2	-1	-5.26%	19	12	5		4	VP,SC	5		\$43.00
2340	HANFORD BREAKFAST	04/22/1959	Active	24	2	3	-1	-4.00%	24	6	0			IP	0		\$90.00
	Exc Award (06/30/2016, 06/30/2023, 06/30/2024)																
2342	IVANHOE	07/24/1947	Active	46	5	0	5	12.20%	38		6		None	N	P,T,M,VP,SC	14	
2343	KERMAN	02/07/1938	Active	14	0	0	0	0.00%	14		6		13	R	T,M,SC	6	\$50.00
120446	Kings	10/15/2013	Active	27	2	3	-1	-3.57%	28	4	3			VP,SC	11		\$1,000.00
	Exc Award (06/30/2016, 06/30/2024)																
2346	KINGSBURG	02/18/1946	Active	46	0	3	-3	-6.12%	49	24	0		3	R	M,SC	4	\$500.00
2347	LAMONT	02/26/1946	Active	13	0	6	-6	-31.58%	19	2	7		3	N	M,SC	17	
2348	LATON	12/09/1964	Active	63	8	2	6	10.53%	57	6	2		2	N	SC	5	\$70.00
2349	LEMOORE	08/31/1949	Active	20	0	3	-3	-13.04%	24	6	3			N		4	\$500.00
	Exc Award (06/30/2017)																
2351	MC FARLAND	05/31/1945	Active	21	2	2	0	0.00%	21	12	0		2	N		0	\$2,200.00
	Exc Award (06/30/2020, 06/30/2023)																
2355	ORANGE COVE	10/30/1947	Active	10	5	10	-5	-33.33%	15	28	0		2	R	M,SC	6	\$15.00
2356	PARLIER	02/26/1951	Active	26	2	3	-1	-3.70%	27	7	1		2		M,VP,SC	1	\$500.00
2358	PIXLEY	10/03/1947	Active	12	0	0	0	0.00%	12		8		8		M,VP,SC	3	90+ Days \$500.00
2359	PONDEROSA L C	10/25/1967	Active	22	4	0	4	22.22%	13		2		3	R	M,SC	1	
2361	PORTERVILLE BREAKFAST	02/24/1960	Active	44	0	2	-2	-4.35%	46	22	5			N	M,SC	17	90+ Days
2362	REEDLEY	11/08/1922	Active	30	5	2	3	11.11%	30	1	1			IP	M,SC	0	\$1,100.00
	Exc Award (06/30/2024)																
65400	RICHGROVE	05/21/2002	Active	19	0	2	-2	-9.52%	15	4	4			N	SC	4	\$500.00
	Exc Award (06/30/2021)																
2451	RIDGECREST	07/06/1948	Active	17	2	1	1	6.25%	17	2	0				M,VP,SC	2	\$1,950.00
	Exc Award (06/30/2018)																
2363	RIVERDALE	03/17/1938	Active	58	8	1	7	13.73%	45	3	1		2	R	SC	0	




Club Health Assessment for District 4 A2 through March 2025

			Status	Membership							Reports					Finance		LCIF
Club Number	Club Name	Charter Date		Current Member Count	YTD Members Added	YTD Members Dropped	YTD Net Growth	YTD Net Growth%	Member Count 12 Months Ago	Avg. length of service for dropped members	Months Since Last MMR ***	Yrs. Since Last Officer Report	President Rotation	Vice President Reported ****	Months Since Last Activity Report ***	Account Balance	Donations for current Fiscal Year	
			Number of times on status quo within last two years	If below 15 members appears					If net loss is greater than 20% appears			If no report in 3 months appears in	When more than one year appears in	Number of repeat terms	Notes the officers that do not have an active	If no report at 12 months appears in red		
Exc Award (06/30/2023)																		
2364	ROSEDALE HIGHWAY	04/23/1956	Active	19	0	0	0	0.00%	17		0			N	M,SC	0		
2366	SAN JOAQUIN TRANQUILL	04/17/1947	Active	25	0	0	0	0.00%	25		1		4		S,T,M,VP,SC	5		\$100.00
2367	SELMA	03/29/1940	Active	10	0	0	0	0.00%	8		9		8	R	M,SC	0		\$37.00
82665	SELMA CENTRAL VALLEY	06/17/2004	Active	64	11	10	1	1.59%	73	6	0			N	SC	0		\$150.00
129344	Selma Charter	11/01/2016	Active	13	0	3	-3	-18.75%	16	7	2				S,M,VP,SC	5		\$44.00
2368	SHAFTER	01/11/1951	Active	13	0	0	0	0.00%	11		7		2		M,VP,SC	0		
36791	SHAVER LAKE	03/30/1979	Active	74	0	9	-9	-10.84%	83	6	1		4	R	M,SC	13		\$200.00
2370	SPRINGVILLE MOUNTAIN	11/15/1948	Active	39	5	6	-1	-2.50%	40	21	2				P,M,VP,SC	4		\$22.00
2372	TAFT	05/11/1945	Active	23	0	2	-2	-8.00%	25	19	3		4	R	M,VP	18		
2479	TEHACHAPI	06/08/1950	Active	18	0	0	0	0.00%	18		6				M,VP,SC	0		\$1,000.00
2374	THREE RIVERS	09/05/1947	Active	50	0	9	-9	-15.25%	57	22	0			N	SC	0		
2379	VISALIA BREAKFAST	02/20/1959	Active	87	4	0	4	4.82%	82		1			N	SC	0		
Exc Award (06/30/2023)																		
2378	VISALIA HOST	06/30/1926	Active	25	0	0	0	0.00%	27		1				M,VP,SC	20		\$20.00
107093	VISALIA PRIDE	12/22/2009	Active	29	2	1	1	3.57%	33	7	1		2	N		0		\$2,500.00
Exc Award (06/30/2016, 06/30/2021, 06/30/2020)																		
2380	VISALIA SEQUOIA	11/02/1954	Active(1)	19	0	1	-1	-5.00%	21	48	1		2		M,VP,SC	16		
Exc Award (06/30/2021)																		
57909	VISALIA SUNSET	02/27/1996	Active	22	3	6	-3	-12.00%	25	25	0			N	M,SC	0		\$950.00
Exc Award (06/30/2022)																		
2373	WEST COAST INDIAN CYBER	08/24/1964	Active	10	0	0	0	0.00%	10		8				M,VP	5	90+ Days	\$200.00
Exc Award (06/30/2023)																		
2382	WOODLAKE	09/04/1947	Active	43	0	0	0	0.00%	36		10		2		P,M,VP,SC	12		



Club Health Assessment for District 4 A2 through March 2025

			Status	Membership							Reports					Finance	LCIF
Club Number	Club Name	Charter Date		Current Member Count	YTD Members Added	YTD Members Dropped	YTD Net Growth	YTD Net Growth%	Member Count 12 Months Ago	Avg. length of service for dropped members	Months Since Last MMR ***	Yrs. Since Last Officer Report	President Rotation	Vice President Reported ****	Months Since Last Activity Report ***	Account Balance	Donations for current Fiscal Year
			Number of times on status quo within last two years	If below 15 members appears				If net loss is greater than 20% appears			If no report in 3 months appears in	When more than one year appears in	Number of repeat terms	Notes the officers that do not have an active	If no report at 12 months appears in red		

Clubs Cancelled Previous Fiscal Year – Clubs Cancelled within last 12 months may be reinstated

Club Number	Club Name	Charter Date	Current Status*	Cancellation Date
84754	FRESNO DIWATA	01/25/2005	Cancelled(6*)	06/29/2024
2376	TULARE HOST	06/09/1922	Cancelled(8*)	12/29/2023
48153	VISALIA CHARTER OAK	02/15/1988	Cancelled(6*)	06/29/2024

Current Total Clubs Count	YTD New Clubs Count	YTD Cancelled Clubs Count	YTD Net Club Gain	Current Total Members Count	YTD Add	YTD Drop	YTD Net Growth	YTD Net Growth %	Member Count 12 Months Ago	Average Member Count Per Club	% of Clubs with less than 20 members	% No MMR in 3 Months	% No Officer Report in 12 Months	% of Clubs with balance 90+ days	Number of Clubs in Status Quo	% Status Quo Clubs in Financial Suspension	Number of Cancelled Clubs	Average Cancelled Club Age	Members Lost Due to Cancellation	% of Clubs Cancelled for Non-Financial Reasons
60	0	0	0	1,711	122	130	-8	-0.47%	1,714	29	42%	40%	0%	8%	0	0%	0	0	0	0%

* - P - Priority Club. Cancellation Reasons: 1-Objectives/conduct, 2-Non-active club, 5-Non-existing club, 6-Disbanding, 7-Merger, 8-Financial Suspension, 9-District/Multiple District Dues.

** - Abbreviation: P-President, S-Secretary, T-Treasurer, M-Member Chairperson, VP-First Vice President, MC-Communications Chairperson, SC-Service Chairperson

*** - Abbreviation: N/R - Never reported using the Lions Clubs website, N/A - Not applicable, No password registered for the Lions Clubs website.

**** - Abbreviation: N - New, IP - Immediate Past, R - Repeat.



Club Health Assessment for District 4 A3 through March 2025

			Status	Membership							Reports					Finance		LCIF
Club Number	Club Name	Charter Date		Current Member Count	YTD Members Added	YTD Members Dropped	YTD Net Growth	YTD Net Growth%	Member Count 12 Months Ago	Avg. length of service for dropped members	Months Since Last MMR ***	Yrs. Since Last Officer Report	President Rotation	Vice President Reported ****	Months Since Last Activity Report ***	Account Balance	Donations for current Fiscal Year	
			Number of times on status quo within last two years	If below 15 members appears				If net loss is greater than 20% appears			If no report in 3 months appears in	When more than one year appears in	Number of repeat terms	Notes the officers that do not have an active	If no report at 12 months red			
Clubs less than two years old																		
172392	Port Hueneme	06/20/2024	Active(1)	37	20	5	15	68.18%	0	0	1		2	VP	0			
Clubs more than two years old																		
2384	ARROYO GRANDE	07/20/1949	Active	33	2	3	-1	-2.94%	34	31	0			N	SC	4	\$1,300.00	
110047	CAMARILLO AMBER'S LIGHT	01/10/2011	Active	52	3	3	0	0.00%	54	5	0			N		0	\$2,325.00	
Exc Award (06/30/2018, 06/30/2019, 06/30/20)																		
2409	CAMARILLO-SOMIS PLEASANT VLY	08/24/1945	Active	56	3	11	-8	-12.50%	69	14	0			N	M	0	\$7,275.00	
2388	CAMBRIA	10/02/1945	Active	68	0	0	0	0.00%	66		9		2	N	M,SC	6		
2389	CARPINTERIA	10/27/1927	Active	77	2	5	-3	-3.75%	80	22	0			N	M,SC	5	\$1,025.00	
Exc Award (06/30/2018, 06/30/2019)																		
2441	CASTAIC	04/13/1954	Active	25	2	9	-7	-21.88%	30	12	2		2	R	M,SC	8		
2390	CAYUCOS	07/28/1949	Active	50	6	1	5	11.11%	42	13	1				VP,SC	7		
134425	Conejo Valley	04/24/2018	Active	20	2	1	1	5.26%	19	3	1			N		4		
2392	FILLMORE	08/15/1927	Active	27	2	2	0	0.00%	26	6	1			N	M,SC	1		
2393	GREATER GOLETA-SANTA BARBARA	03/28/1941	Active	37	2	0	2	5.71%	33		2			N	M,SC	0	\$1,000.00	
130050	Guadalupe	02/24/2017	Active(3)	12	3	0	3	33.33%	3		7		2	N	M,SC	3	90+ Days	
98385	LOS ANGELES MID-VALLEY	01/29/2007	Active	17	0	0	0	0.00%	17		11		6		M,VP,SC	4	90+ Days	
2400	MORRO BAY	10/01/1945	Active	31	3	1	2	6.90%	38	0	2		3		M,VP	0	\$200.00	
97206	NIPOMO	05/30/2006	Active	27	1	4	-3	-10.00%	31	12	5				VP,SC	6	\$2,620.00	
100701	OJAI VALLEY	12/03/2007	Active	62	10	12	-2	-3.13%	61	2	0			N		6		
2402	ORCUTT	05/29/1956	Active	46	4	5	-1	-2.13%	46	18	0		3	R	SC	4	\$2,230.00	
Exc Award (06/30/2024)																		
2404	OXNARD CHANNEL ISLAND	01/28/1969	Active	16	1	5	-4	-20.00%	20	13	4		3	N	SC	1		
129443	Oxnard Downtown	11/29/2016	Active	16	1	3	-2	-11.11%	19	4	1			R	M	0		
Exc Award (06/30/2022)																		
2406	OXNARD NOONTIMERS	04/30/1954	Active	31	10	3	7	29.17%	22	33	1			N	SC	1	\$50.00	



Club Health Assessment for District 4 A3 through March 2025

Club Number	Club Name	Charter Date	Status	Membership							Reports					Finance	LCIF
				Current Member Count	YTD Members Added	YTD Members Dropped	YTD Net Growth	YTD Net Growth%	Member Count 12 Months Ago	Avg. length of service for dropped members	Months Since Last MMR ***	Yrs. Since Last Officer Report	President Rotation	Vice President Reported ****	Months Since Last Activity Report ***	Account Balance	Donations for current Fiscal Year
			Number of times on status quo within last two years	If below 15 members appears				If net loss is greater than 20% appears			If no report in 3 months appears	When more than one year appears in	Number of repeat terms	Notes the officers that do not have an active	If no report at 12 months red		
2470	PALMDALE	07/25/1952	Active	11	0	3	-3	-21.43%	14	22	1		6	T,M,VP,SC	1		\$2,000.00
2407	PASO ROBLES	08/12/1939	Active	35	5	0	5	16.67%	31		6		3	N	S,SC	7	90+ Days
	Exc Award (06/30/2019)																
2408	PISMO BEACH CITIES	09/14/1945	Active	23	0	1	-1	-4.17%	22	3	6		5	N	M,SC	1	
	Exc Award (06/30/2018)																
2413	SAN MIGUEL	09/14/1949	Active	19	2	1	1	5.56%	19	2	1		12	R	VP,SC	0	\$1,500.00
2418	SANTA MARGARITA	06/23/1953	Active	13	0	4	-4	-23.53%	17	7	6			N	M,SC	7	90+ Days
44611	SANTA MARIA SUNRISERS	02/28/1985	Active	17	0	2	-2	-10.53%	19	22	3			R	VP,SC	0	90+ Days
	Exc Award (06/30/2018)																\$20.00
2421	SANTA PAULA	12/08/1925	Active	20	0	0	0	0.00%	21		8				T,M,VP,SC	1	90+ Days
2427	TEMPLETON	05/09/1955	Active	11	0	1	-1	-8.33%	12	49	5		6		M,VP,SC	1	\$1,000.00
40409	VANDENBERG VILLAGE	10/21/1981	Active	23	2	3	-1	-4.17%	23	9	3			N	SC	0	
2431	VENTURA DOWNTOWN	04/15/1923	Active	133	7	29	-22	-14.19%	159	9	0			N	M,SC	0	\$2,090.00
	Exc Award (06/30/2018, 06/30/2023)																

Clubs Cancelled Previous Fiscal Year – Clubs Cancelled within last 12 months may be reinstated

Club Number	Club Name	Charter Date	Current Status*	Cancellation Date
2411	SAN LUIS OBISPO	11/14/1939	Cancelled(6*)	12/29/2023
2414	SANTA BARBARA HOST	11/17/1927	Cancelled(7*)	12/29/2023

Current Total Clubs Count	YTD New Clubs Count	YTD Cancelled Clubs Count	YTD Net Club Gain	Current Total Members Count	YTD Add	YTD Drop	YTD Net Growth	YTD Net Growth %	Member Count 12 Months Ago	Average Member Count Per Club	% of Clubs with less than 20 members	% No MMR in 3 Months	% No Officer Report in 12 Months	% of Clubs with balance 90+ days	Number of Clubs in Status Quo	% Status Quo Clubs in Financial Suspension	Number of Cancelled Clubs	Average Cancelled Club Age	Members Lost Due to Cancellation	% of Clubs Cancelled for Non-Financial Reasons
30	0	0	0	1,045	93	117	-24	-2.25%	1,047	35	30%	40%	0%	20%	0	0%	0	0	0	0%

* - P - Priority Club. Cancellation Reasons: 1-Objectives/conduct, 2-Non-active club, 5-Non-existing club, 6-Disbanding, 7-Merger, 8-Financial Suspension, 9-District/Multiple District Dues.

** - Abbreviation: P-President, S-Secretary, T-Treasurer, M-Member Chairperson, VP-First Vice President, MC-Communications Chairperson, SC-Service Chairperson

*** - Abbreviation: N/R - Never reported using the Lions Clubs website, N/A - Not applicable, No password registered for the Lions Clubs website.

**** - Abbreviation: N - New, IP - Immediate Past, R - Repeat.



Club Health Assessment for District 4 L2 through March 2025

			Status	Membership							Reports					Finance		LCIF
Club Number	Club Name	Charter Date		Current Member Count	YTD Members Added	YTD Members Dropped	YTD Net Growth	YTD Net Growth%	Member Count 12 Months Ago	Avg. length of service for dropped members	Months Since Last MMR ***	Yrs. Since Last Officer Report	President Rotation	Vice President Reported ****	Months Since Last Activity Report ***	Account Balance	Donations for current Fiscal Year	
			Number of times on status quo within last two years	If below 15 members appears				If net loss is greater than 20% appears			If no report in 3 months appears in	When more than one year appears in	Number of repeat terms	Notes the officers that do not have an active	If no report at 12 months appears in red			
Clubs less than two years old																		
157756	Diamond Valley	06/17/2024	Active	25	5	0	5	25.00%	0		5		4	R	T,SC	6	90+ Days	
157497	Long Beach West	06/22/2024	Active	12	0	9	-9	-42.86%	0	0	3		None		P,M,VP,SC	4		
156542	Los Angeles Industry Hills	06/22/2024	Active	20	0	0	0	0.00%	0		2		2		M,VP,SC	4	90+ Days	
174807	Los Angeles Rose	09/09/2024	Cancelled(8*)	0	21	21	0	0.00%	0	0	0		None		P,S,T,M,VP SC	6	90+ Days	
156416	Norwalk Rosewood	06/17/2024	Active	20	0	0	0	0.00%	0		9		None	N	P,S,T,M	2	90+ Days	
172084	San Gabriel Valley	06/07/2024	Active	24	5	1	4	20.00%	0	1	0		2	N	M,SC	8	\$50.00	
Clubs more than two years old																		
61056	ALHAMBRA	07/29/1998	Active(1)	17	4	1	3	21.43%	14	11	2			N	SC	1	\$5,000.00	
63953	ARCADIA CHAMPION	02/09/2001	Active	14	0	2	-2	-12.50%	16	1	3			N	SC	6	90+ Days	
Exc Award (06/30/2021, 06/30/2022)																		
2485	ARCADIA HOST	09/21/1936	Active	12	0	1	-1	-7.69%	15	31	0		4		T,M,VP,SC	7		
2486	ARTESIA CERRITOS L C	12/17/1946	Active	19	1	0	1	5.56%	18		1				M,VP	8		
66785	ARTESIA LITTLE INDIA	11/07/2002	Cancelled(8*)	0	0	7	-7	-100.00%	7	16	12		None		P,S,T,M,VP SC	14	90+ Days	
2493	BELL GARDENS	02/29/1940	Active(1)	1	0	10	-10	-90.91%	12	11	3		None		P,S,T,M,VP SC	2		
2497	BELLFLOWER FAMILY	02/05/1923	Active	12	0	1	-1	-7.69%	13	18	2		2	R	SC	0		
2492	BELLFLOWER NOON	02/05/1964	Active	45	6	9	-3	-6.25%	44	15	1			N	M	8	90+ Days	
2501	CENTRAL CITY EAST BOYLE HTS	03/08/1967	Active(2)	14	0	0	0	0.00%	14		8				VP	0	90+ Days	
30706	CITY OF COMMERCE EVENING	05/15/1975	Active	22	2	3	-1	-4.35%	23	2	1			N		7	\$2,670.00	
2498	COVINA BREAKFAST	04/04/1957	Active(2)	29	18	10	8	38.10%	12	1	0			N		0	90+ Days	
2443	CRESCENTA VALLEY	01/14/1947	Active	21	0	0	0	0.00%	19		10		4	R		8	\$250.00	
Exc Award (06/30/2018, 06/30/2024)																		
107468	DOWNEY	02/15/2010	Active(1)	8	2	0	2	33.33%	16		5			N	M,SC	8	90+ Days	
2518	EAST LOS ANGELES	03/23/1927	Active	27	9	9	0	0.00%	39	16	1			N	VP	6		
2502	EAST WHITTIER	01/27/1941	Active	18	0	0	0	0.00%	18		7			IP		5	90+ Days	



Club Health Assessment for District 4 L2 through March 2025

			Status	Membership							Reports					Finance		LCIF
Club Number	Club Name	Charter Date		Current Member Count	YTD Members Added	YTD Members Dropped	YTD Net Growth	YTD Net Growth%	Member Count 12 Months Ago	Avg. length of service for dropped members	Months Since Last MMR ***	Yrs. Since Last Officer Report	President Rotation	Vice President Reported ****	Months Since Last Activity Report ***	Account Balance	Donations for current Fiscal Year	
			Number of times on status quo within last two years	If below 15 members appears					If net loss is greater than 20% appears			If no report in 3 months appears in	When more than one year appears in	Number of repeat terms	Notes the officers that do not have an active	If no report at 12 months red		
Exc Award (06/30/2017, 06/30/2018, 06/30/2020)																		
2448	GLENDALE NORTHWEST GLENDALE	05/16/1956	Active(2)	4	0	4	-4	-50.00%	8	28	3			R	5		\$1,000.00	
87944	HACIENDA HEIGHTS DYNASTY	05/02/2005	Cancelled(8*)	0	0	11	-11	-100.00%	11	15	15	1	None	P,S,T,M,VP SC	4	90+ Days		
51406	HACIENDA HEIGHTS EAST VALLEY	03/12/1991	Active(1)	25	11	4	7	38.89%	18	1	0			N	SC	6	90+ Days	
2511	IRWINDALE	03/26/1964	Active	16	1	1	0	0.00%	16	5	8		None	P,VP,SC	3		\$200.00	
Exc Award (06/30/2017, 06/30/2018)																		
2459	LA LOS FELIZ	02/24/1948	Active(1)	16	0	0	0	0.00%	17		9		3	N	M,SC	5		
Exc Award (06/30/2023)																		
143956	LA Star	12/23/2020	Active(1)	18	3	4	-1	-5.26%	23	3	1			R	T	1		
2512	LAKEWOOD	10/07/1941	Active	17	0	0	0	0.00%	17		15			R	M	4	90+ Days	
2514	LONG BEACH BELMONT SHORE	09/26/1941	Active	7	0	1	-1	-12.50%	8	12	3		3		M,VP,SC	6		
Exc Award (06/30/2017)																		
2513	LONG BEACH DOWNTOWN	08/27/1921	Active	47	0	4	-4	-7.84%	52	19	2		24		P,M,VP,SC	6	\$100.00	
2515	LONG BEACH EAST LONG BEACH	06/23/1952	Active	11	0	0	0	0.00%	11		14		None		P,S,T,M,VP SC	4	90+ Days \$11,000.00	
49933	LOS ANGELES CHINESE	11/10/1989	Active	47	0	1	-1	-2.08%	43	3	3			R	M,VP,SC	6	\$5,000.00	
Exc Award (06/30/2016)																		
106057	LOS ANGELES DIAMOND	07/07/2009	Active(2)	97	3	9	-6	-5.83%	86	9	1			IP		3	90+ Days \$3,000.00	
44936	LOS ANGELES DYNASTY	05/06/1985	Active(1)	5	6	1	5	100.00%	0	7	2		3	R	SC	1	\$100.00	
145595	Los Angeles Elite	03/10/2021	Active	67	34	1	33	97.06%	123	10	0			N		0	\$41,450.00	
Exc Award (06/30/2022)																		
107222	LOS ANGELES ENVISION	01/08/2010	Active	21	1	1	0	0.00%	20	4	0		2	R	M	1	90+ Days \$1,731.00	
Exc Award (06/30/2019, 06/30/2024)																		
147699	Los Angeles Grace	07/23/2021	Active	28	10	7	3	12.00%	32	1	2			N	VP	3	90+ Days	
131313	Los Angeles HH Centennial	06/14/2017	Active	12	2	5	-3	-20.00%	16	2	2		2	N	SC	4		
2456	LOS ANGELES HOST	09/12/1918	Active	25	0	1	-1	-3.85%	26	51	2		3	R	SC	3	\$5,000.00	
Exc Award (06/30/2018, 06/30/2020, 06/30/2020)																		



Club Health Assessment for District 4 L2 through March 2025

			Status	Membership							Reports					Finance		LCIF
Club Number	Club Name	Charter Date		Current Member Count	YTD Members Added	YTD Members Dropped	YTD Net Growth	YTD Net Growth%	Member Count 12 Months Ago	Avg. length of service for dropped members	Months Since Last MMR ***	Yrs. Since Last Officer Report	President Rotation	Vice President Reported ****	Months Since Last Activity Report ***	Account Balance	Donations for current Fiscal Year	
			Number of times on status quo within last two years	If below 15 members appears					If net loss is greater than 20% appears			If no report in 3 months appears in	When more than one year appears in	Number of repeat terms	Notes the officers that do not have an active	If no report at 12 months appears in red		
135012	Los Angeles Morality	06/13/2018	Active	8	1	0	1	14.29%	14		8		8	N	M	7		
Exc Award (06/30/2019)																		
119992	Los Angeles Overseas	07/16/2013	Active	52	26	13	13	33.33%	41	1	0			N		3		\$3,000.00
145921	Los Angeles Royal	04/14/2021	Active(1)	54	0	0	0	0.00%	58		8			R		0		\$2,000.00
152278	Los Angeles Sun	09/23/2022	Active(1)	34	0	0	0	0.00%	34		14	1	None		P,S,T,M,VP SC	3	90+ Days	
128757	Los Angeles Sunrise	08/29/2016	Active(1)	30	0	2	-2	-6.25%	33	12	1			N	M,SC	0		
Exc Award (06/30/2019, 06/30/2021)																		
2520	MAYWOOD	04/12/1939	Active(3)	5	5	9	-4	-44.44%	1	1	3		3	N	SC	3		
144829	Monrovia	05/06/2021	Active	18	6	9	-3	-14.29%	21	2	2			N		0		
2521	MONTEBELLO	05/07/1925	Active	56	6	12	-6	-9.68%	60	4	3			N	SC	3		\$2,170.00
Exc Award (06/30/2017, 06/30/2019, 06/30/20)																		
2522	MONTEREY PARK	12/15/1937	Cancelled(8*)	0	0	20	-20	-100.00%	20	15	7	1	None		P,S,T,M,VP SC	19	90+ Days	
68878	NORTHRIDGE	05/06/2003	Cancelled(8*)	0	0	5	-5	-100.00%	5	13	5		None		P,S,T,M,VP SC	16	90+ Days	
Exc Award (06/30/2018)																		
2523	NORWALK	06/04/1946	Active	38	2	4	-2	-5.00%	40	10	0			N	SC	6		\$200.00
Exc Award (06/30/2019, 06/30/2023)																		
2524	PARAMOUNT	12/05/1946	Active	22	2	2	0	0.00%	21	6	3			N	SC	3		
Exc Award (06/30/2024)																		
2525	PASADENA HOST	03/26/1920	Active	35	3	3	0	0.00%	35	6	1			IP		6		\$25,000.00
84794	ROWLAND HEIGHTS	02/01/2005	Active	24	0	0	0	0.00%	24		15		None		P,S,M,VP,SC	6	90+ Days	
149898	San Gabriel Golden Bright	03/22/2022	Active(3)	13	11	11	0	0.00%	13	2	5			IP	M,SC	6	90+ Days	
140273	San Gabriel Hope	01/14/2020	Active(2)	16	0	0	0	0.00%	16		15		4	R		8		
54994	SAN GABRIEL TAIWANESE	10/25/1993	Active	34	6	5	1	3.03%	31	8	0			N	SC	7		\$4,000.00
116525	SAN GABRIEL VALLEY ENTREPRENEUR	04/24/2012	Active	14	4	0	4	40.00%	15		7		2	R	SC	1		
126161	San Marino Griffins	11/30/2015	Active(2)	20	0	0	0	0.00%	20		15	1	None		P,S,T,M,VP SC	3	90+ Days	
2532	SIGNAL HILL	06/09/1948	Cancelled(8*)	0	0	5	-5	-100.00%	6	13	3		None		P,S,T,M,VP SC	13	90+ Days	



Club Health Assessment for District 4 L2 through March 2025

			Status	Membership							Reports					Finance		LCIF
Club Number	Club Name	Charter Date		Current Member Count	YTD Members Added	YTD Members Dropped	YTD Net Growth	YTD Net Growth%	Member Count 12 Months Ago	Avg. length of service for dropped members	Months Since Last MMR ***	Yrs. Since Last Officer Report	President Rotation	Vice President Reported ****	Months Since Last Activity Report ***	Account Balance	Donations for current Fiscal Year	
			Number of times on status quo within last two years	If below 15 members appears				If net loss is greater than 20% appears			If no report in 3 months appears in	When more than one year appears in	Number of repeat terms	Notes the officers that do not have an active	If no report at 12 months appears in red			
106969	SOUTH PASADENA ROYAL	12/11/2009	Active(2)	18	0	0	0	0.00%	18		6	1	None	P,S,T,M,VP SC	6	90+ Days		
132076	Temple City Centennial	06/30/2017	Active	18	0	0	0	0.00%	17		10			R	5			
	Exc Award (06/30/2019)																	
2516	UPTOWN LONG BEACH	03/29/1944	Active	14	0	0	0	0.00%	14		12			R	4			
2538	WEST COVINA	01/12/1960	Active(2)	19	0	0	0	0.00%	19		11		2	R	3	90+ Days		
2539	WHITTIER HOST	05/11/1922	Active	117	6	12	-6	-4.88%	132	12	2			N	6		\$100.00	
105080	WHITTIER SPECIAL OLYMPICS SOLA	03/24/2009	Active	46	2	2	0	0.00%	42	2	2			N	0		\$100.00	
	Exc Award (06/30/2017, 06/30/2018, 06/30/2019)																	

Clubs Cancelled Previous Fiscal Year – Clubs Cancelled within last 12 months may be reinstated

Club Number	Club Name	Charter Date	Current Status*	Cancellation Date
47710	CITY OF INDUSTRY	09/15/1987	Cancelled(8*)	12/29/2023
151857	Los Angeles Art League	09/23/2022	Cancelled(8*)	12/29/2023

Current Total Clubs Count	YTD New Clubs Count	YTD Cancelled Clubs Count	YTD Net Club Gain	Current Total Members Count	YTD Add	YTD Drop	YTD Net Growth	YTD Net Growth %	Member Count 12 Months Ago	Average Member Count Per Club	% of Clubs with less than 20 members	% No MMR in 3 Months	% No Officer Report in 12 Months	% of Clubs with balance 90+ days	Number of Clubs in Status Quo	% Status Quo Clubs in Financial Suspension	Number of Cancelled Clubs	Average Cancelled Club Age	Members Lost Due to Cancellation	% of Clubs Cancelled for Non-Financial Reasons
59	1	6	-5	1,528	224	253	-29	-1.86%	1,557	26	49%	53%	5%	36%	0	0%	6	44	69	-33%

* - P - Priority Club. Cancellation Reasons: 1-Objectives/conduct, 2-Non-active club, 5-Non-existing club, 6-Disbanding, 7-Merger, 8-Financial Suspension, 9-District/Multiple District Dues.

** - Abbreviation: P-President, S-Secretary, T-Treasurer, M-Member Chairperson, VP-First Vice President, MC-Communications Chairperson, SC-Service Chairperson

*** - Abbreviation: N/R - Never reported using the Lions Clubs website, N/A - Not applicable, No password registered for the Lions Clubs website.

**** - Abbreviation: N - New, IP - Immediate Past, R - Repeat.



Club Health Assessment for District 4 L3 through March 2025

			Status	Membership							Reports					Finance		LCIF
Club Number	Club Name	Charter Date		Current Member Count	YTD Members Added	YTD Members Dropped	YTD Net Growth	YTD Net Growth%	Member Count 12 Months Ago	Avg. length of service for dropped members	Months Since Last MMR ***	Yrs. Since Last Officer Report	President Rotation	Vice President Reported ****	Months Since Last Activity Report ***	Account Balance	Donations for current Fiscal Year	
			Number of times on status quo within last two years	If below 15 members appears					If net loss is greater than 20% appears		If no report in 3 months appears in	When more than one year appears in	Number of repeat terms	Notes the officers that do not have an active	If no report at 12 months appears in red			
Clubs less than two years old																		
180090	LA Maharlika Doctors	01/21/2025	Newly Chartered	24	24	0	24	100.00%	0		2			M,VP,SC	N/R	90+ Days		
178472	Los Angeles Beneficent	12/27/2024	Active	20	20	0	20	100.00%	0		0			M,VP,SC	2			
178048	Los Angeles Blue-Blooded	12/03/2024	Active	55	55	0	55	100.00%	0		0		N		N/R			
178590	Los Angeles Global Leaders	12/02/2024	Active	20	20	0	20	100.00%	0		3		N	M,SC	1			
178558	Los Angeles Golden Coast	09/25/2024	Active	25	26	1	25	100.00%	0	0	0			M,VP,SC	3			
155643	Los Angeles True-Blue	10/13/2023	Active	115	25	11	14	13.86%	69	1	0		2	N	5			
155558	Los Angeles Unified	08/23/2023	Active	37	3	0	3	8.82%	34		6		2	N	4			
Clubs more than two years old																		
2541	AVALON	06/11/1947	Active	34	3	7	-4	-10.53%	37	7	0			N	8	90+ Days	\$75.00	
130805	Beverly Hills	05/23/2017	Active(2)	4	0	0	0	0.00%	4		3		2	N	M,SC			7
2439	BURBANK NOON	06/20/1968	Active	11	0	0	0	0.00%	11		2		7	R	T,M,SC			5
Exc Award (06/30/2018)																		
122045	Carson	05/06/2014	Active(1)	22	3	0	3	15.79%	19		2			N	M,SC	0	90+ Days	\$2,100.00
Exc Award (06/30/2015)																		
2543	CULVER CITY	04/28/1923	Active(2)	11	11	11	0	0.00%	11	32	5		10		M,VP,SC	4		
2546	GARDENA VALLEY	11/26/1923	Active	24	8	7	1	4.35%	27	3	1			N	SC	4		
2559	HAWTHORNE IMPERIAL L C	01/18/1938	Active(1)	4	0	3	-3	-42.86%	7	23	1		7		T,M,VP	3		
130114	Inglewood City of Champions	02/17/2017	Active	18	1	3	-2	-10.00%	20	3	0		2	N		0		
37022	KAYUMANGGI L C	05/21/1979	Active	31	2	0	2	6.90%	28		3			R	SC	8		
140430	Los Angeles Arirang Specialty	12/17/2019	Active(1)	7	6	5	1	16.67%	6	3	0		2		M,VP,SC	4	90+ Days	\$800.00
97674	LOS ANGELES BRILLIANT	09/01/2006	Active	37	12	5	7	23.33%	30	2	8		2	N	SC	6		
50974	LOS ANGELES BUILDER	10/11/1990	Active(3)	16	0	1	-1	-5.88%	17	29	2		3	N		4		
38944	LOS ANGELES CENTRAL	10/30/1980	Active	27	4	12	-8	-22.86%	35	9	2				M,VP	2		
60416	LOS ANGELES CORREGIDOR ISLAND	02/25/1998	Active	8	2	1	1	14.29%	5	24	0			N	P,VP,SC	3		\$2,000.00



Club Health Assessment for District 4 L3 through March 2025

			Status	Membership							Reports					Finance		LCIF
Club Number	Club Name	Charter Date		Current Member Count	YTD Members Added	YTD Members Dropped	YTD Net Growth	YTD Net Growth%	Member Count 12 Months Ago	Avg. length of service for dropped members	Months Since Last MMR ***	Yrs. Since Last Officer Report	President Rotation	Vice President Reported ****	Months Since Last Activity Report ***	Account Balance	Donations for current Fiscal Year	
			Number of times on status quo within last two years	If below 15 members appears					If net loss is greater than 20% appears						If no report in 12 months red			
105461	LOS ANGELES COSMOPOLITAN	05/08/2009	Active(1)	35	6	0	6	20.69%	29		0		2	R	M,SC	0	\$1,816.65	\$550.00
134631	Los Angeles Dignity Lions Club	05/30/2018	Active(1)	12	6	6	0	0.00%	17	12	0				VP,SC	6		
44204	LOS ANGELES DOWNTOWN	08/30/1984	Active(1)	31	3	0	3	10.71%	28		1		2		VP,SC	6		\$3,450.00
95804	LOS ANGELES DYNAMIC	02/20/2006	Active	17	2	0	2	13.33%	15		0			N		1		\$1,000.00
130862	Los Angeles Empowering	05/12/2017	Active	7	2	0	2	40.00%	7		8		2		M,VP	2		90+ Days
43320	LOS ANGELES FIL AM	01/26/1984	Active(1)	21	2	1	1	5.00%	20	11	1			N		1		90+ Days
2458	LOS ANGELES GRIFFITH PARK Exc Award (06/30/2016, 06/30/2018)	12/13/1927	Active(1)	3	0	0	0	0.00%	3		8		3	R		4		
132381	Los Angeles Hollywood Host Exc Award (06/30/2018)	08/04/2017	Active(1)	16	0	0	0	0.00%	18		7				P,VP	5		\$1,816.65
110866	LOS ANGELES HWARANG	04/21/2011	Active(3)	11	11	0	11	100.00%	11		6		2		P,M,VP,SC	6		
31002	LOS ANGELES KOREATOWN	06/27/1975	Active	89	3	0	3	3.49%	90		0			N	M,SC	4		\$650.00
29251	LOS ANGELES LITTLE TOKYC Exc Award (06/30/2016)	05/07/1974	Active	6	0	2	-2	-25.00%	8	3	3		5		VP,SC	7	\$300.00	
134253	Los Angeles Luzvimin	03/29/2018	Active	58	24	4	20	52.63%	40	2	2				VP	2	90+ Days	
51959	LOS ANGELES MABUHAY	08/16/1991	Active(2)	4	0	0	0	0.00%	4		10		2		VP,SC	4		
61469	LOS ANGELES MAHARLIKA	02/01/1999	Active(1)	53	4	3	1	1.92%	46	1	5			N		0		\$4,200.00
2560	LOS ANGELES MIRACLE MILE	03/13/1947	Active	10	2	0	2	25.00%	8		6		4		VP	6		
140577	Los Angeles New Heritage	12/27/2019	Active	26	3	2	1	4.00%	24	3	3			N	P,M,VP,SC	3		\$3,400.00
64318	LOS ANGELES NEW MILLENNIUM Exc Award (06/30/2023, 06/30/2024)	05/15/2001	Active	57	3	0	3	5.56%	54		3			N		3		\$10,080.00
128092	Los Angeles Progressive	06/29/2016	Active	17	1	5	-4	-19.05%	21	5	5			N		3	90+ Days	\$400.00
77387	LOS ANGELES SKYLINE	07/09/2003	Active	32	4	8	-4	-11.11%	40	2	1				M,VP	0		\$2,000.00
125349	Los Angeles Synergy Exc Award (06/30/2021, 06/30/2022)	07/13/2015	Active	21	11	8	3	16.67%	24	4	0			N		2		\$100.00



Club Health Assessment for District 4 L3 through March 2025

			Status	Membership							Reports					Finance		LCIF
Club Number	Club Name	Charter Date		Current Member Count	YTD Members Added	YTD Members Dropped	YTD Net Growth	YTD Net Growth%	Member Count 12 Months Ago	Avg. length of service for dropped members	Months Since Last MMR ***	Yrs. Since Last Officer Report	President Rotation	Vice President Reported ****	Months Since Last Activity Report ***	Account Balance	Donations for current Fiscal Year	
			Number of times on status quo within last two years	If below 15 members appears				If net loss is greater than 20% appears			If no report in 3 months appears in	When more than one year appears in	Number of repeat terms	Notes the officers that do not have an active	If no report at 12 months appears in red			
136351	Los Angeles Tanay USA	09/07/2018	Active(1)	10	4	0	4	66.67%	6		2			R M	0	90+ Days	\$300.00	
150849	Los Angeles The Future Leaders	06/10/2022	Active(2)	6	1	1	0	0.00%	6	2	6			VP	6			
107660	LOS ANGELES UNITY	02/24/2010	Active(1)	4	0	1	-1	-20.00%	5	6	4	1	None	P,S,T,M,VP SC	6	90+ Days		
149524	Los Angeles Vibrant	05/04/2022	Active	21	4	7	-3	-12.50%	24	2	5			IP	2	90+ Days		
89219	LOS ANGELES WESTERN	09/01/2005	Active(2)	18	0	0	0	0.00%	18		8			VP	7			
49130	LOS ANGELES WILSHIRE	01/06/1989	Active(2)	8	0	0	0	0.00%	7		7		2	R M,SC	6			
2568	MALIBU	09/03/1948	Active	9	0	0	0	0.00%	9		16			M,VP,SC	4			
2573	PALOS VERDES PENINSULA	10/30/1961	Active	15	0	0	0	0.00%	15		11		2	R M,SC	7		\$100.00	
2572	REDONDO BEACH	07/11/1957	Active	7	0	0	0	0.00%	7		12		14	R	6			
2574	San Pedro	09/19/1922	Active	17	5	2	3	21.43%	15	14	1		3	R	0		\$2,000.00	
2576	SANTA MONICA-PACIFIC PALISADES	11/01/1923	Active	23	5	5	0	0.00%	24	5	0		2	R SC	0		\$200.00	
93248	SOUTH BAY LOMITA	01/04/2006	Active	23	1	0	1	4.55%	25		0			IP M	0		\$1,000.00	
	Exc Award (06/30/2019)																	
133908	Southern California Inka	02/22/2018	Active(2)	32	5	0	5	18.52%	28		0			N M,SC	6	90+ Days		
2581	TORRANCE WEST TORRANCE	10/21/1963	Active	12	0	0	0	0.00%	12		8		8	VP,SC	6			
2582	VENICE MARINA LAX	02/29/1924	Active	20	2	7	-5	-20.00%	33	14	1			R SC	6		\$6,000.00	
2583	WEST HOLLYWOOD	12/28/1926	Active(3)	14	0	0	0	0.00%	14		16		6	M,VP,SC	6			
2585	WILMINGTON	06/17/1936	Active	10	0	2	-2	-16.67%	14	5	7			IP M	1			

Clubs Cancelled Previous Fiscal Year – Clubs Cancelled within last 12 months may be reinstated

Club Number	Club Name	Charter Date	Current Status*	Cancellation Date
150814	Los Angeles Chivalry	05/31/2022	Cancelled(8*)	02/29/2024
104780	LOS ANGELES GOLDEN AGE	02/19/2009	Cancelled(8*)	06/29/2024
137622	Los Angeles Golden Sunrise	03/06/2019	Cancelled(6*)	08/29/2023
93217	LOS ANGELES NEW HORIZON	12/23/2005	Cancelled(6*)	01/29/2024



Club Health Assessment for District 4 L3 through March 2025

Club Number			Club Name			Charter Date			Status						Membership						Reports						Finance		LCIF	
									Current Member Count	YTD Members Added	YTD Members Dropped	YTD Net Growth	YTD Net Growth%	Member Count 12 Months Ago	Avg. length of service for dropped members	Months Since Last MMR ***	Yrs. Since Last Officer Report	President Rotation	Vice President Reported ****	Months Since Last Activity Report ***	Account Balance	Donations for current Fiscal Year								
									Number of times on status quo within last two years	If below 15 members appears			If net loss is greater than 20% appears			If no report in 3 months appears in			When more than one year appears in	Number of repeat terms	Notes the officers that do not have an active			If no report at 12 months appears in red						
Current Total Clubs Count	YTD New Clubs Count	YTD Cancelled Clubs Count	YTD Net Club Gain	Current Total Members Count	YTD Add	YTD Drop	YTD Net Growth	YTD Net Growth %	Member Count 12 Months Ago	Average Member Count Per Club	% of Clubs with less than 20 members	% No MMR in 3 Months	% No Officer Report in 12 Months	% of Clubs with balance 90+ days	Number of Clubs in Status Quo	% Status Quo Clubs in Financial Suspension	Number of Cancelled Clubs	Average Cancelled Club Age	Members Lost Due to Cancellation	% of Clubs Cancelled for Non-Financial Reasons										
58	5	0	5	1,325	339	131	208	18.62%	1,129	23	52%	48%	2%	24%	0	0%	0	0	0	0%										

* - P - Priority Club. Cancellation Reasons: 1-Objectives/conduct, 2-Non-active club, 5-Non-existing club, 6-Disbanding, 7-Merger, 8-Financial Suspension, 9-District/Multiple District Dues.

** - Abbreviation: P-President, S-Secretary, T-Treasurer, M-Member Chairperson, VP-First Vice President, MC-Communications Chairperson, SC-Service Chairperson

*** - Abbreviation: N/R - Never reported using the Lions Clubs website, N/A - Not applicable, No password registered for the Lions Clubs website.

**** - Abbreviation: N - New, IP - Immediate Past, R - Repeat.



Club Health Assessment for District 4 L4 through March 2025

			Status	Membership							Reports					Finance		LCIF
Club Number	Club Name	Charter Date		Current Member Count	YTD Members Added	YTD Members Dropped	YTD Net Growth	YTD Net Growth%	Member Count 12 Months Ago	Avg. length of service for dropped members	Months Since Last MMR ***	Yrs. Since Last Officer Report	President Rotation	Vice President Reported ****	Months Since Last Activity Report ***	Account Balance	Donations for current Fiscal Year	
			Number of times on status quo within last two years	If below 15 members appears				If net loss is greater than 20% appears			If no report in 3 months appears in	When more than one year appears in	Number of repeat terms	Notes the officers that do not have an active	If no report at 12 months appears in red			
Clubs more than two years old																		
2586	ANAHEIM	10/06/1922	Active(1)	14	1	1	0	0.00%	14	5	3			VP,SC	2		\$2,000.00	
2590	BREA	07/25/1922	Active	11	0	0	0	0.00%	11		9			N SC	2		\$800.00	
2592	BUENA PARK NOON	10/15/1957	Active	25	1	1	0	0.00%	26	1	2		4	R M,SC	0		\$1,050.00	
Exc Award (06/30/2022)																		
49097	CHINO VALLEY CA	12/27/1988	Active	21	8	7	1	5.00%	25	8	2		2	N M,SC	3		\$4,145.80	
Exc Award (06/30/2018, 06/30/2020, 06/30/2022)																		
2596	COSTA MESA NEWPORT HARBOR	03/08/1927	Active	29	3	2	1	3.57%	26	0	2			N M,SC	1		\$500.00	
Exc Award (06/30/2022, 06/30/2023, 06/30/2024)																		
145267	Costa Mesa-Goathill	05/07/2021	Active	19	1	1	0	0.00%	19	4	1		5	R M,SC	2		\$2,100.00	
Exc Award (06/30/2022)																		
2598	CUCAMONGA DISTRICT HOST	09/29/1947	Active	13	0	0	0	0.00%	14		9			IP	0		\$4,400.00	
Exc Award (06/30/2017)																		
31414	DIAMOND BAR BREAKFAST	12/09/1975	Active	25	1	2	-1	-3.85%	27	1	3			N M,SC	2		\$4,300.00	
2603	FULLERTON HOST	03/15/1939	Active	17	0	0	0	0.00%	18		6			R M,SC	0		\$500.00	
Exc Award (06/30/2022, 06/30/2023)																		
2606	GARDEN GROVE HOST	11/08/1922	Active	31	2	3	-1	-3.13%	29	1	2			VP	0		\$3,540.00	
Exc Award (06/30/2017, 06/30/2021, 06/30/2024)																		
53288	HARBOR MESA	06/16/1992	Active	31	1	1	0	0.00%	35	1	2			N M,SC	3		\$2,150.00	
2607	HUNTINGTON BEACH HOST	05/16/1938	Active	56	2	5	-3	-5.08%	57	10	2		2	R	0		\$4,950.00	
Exc Award (06/30/2017, 06/30/2023, 06/30/2024)																		
2611	LA HABRA HOST	09/08/1947	Active	93	9	18	-9	-8.82%	102	4	2			N SC	0		\$7,450.00	
Exc Award (06/30/2020, 06/30/2022, 06/30/2024)																		
30495	LAGUNA NIGUEL	04/10/1975	Active	29	0	1	-1	-3.33%	32	9	4			N M,SC	0		\$1,100.00	
Exc Award (06/30/2016, 06/30/2017, 06/30/2024)																		
48528	MISSION VIEJO	05/06/1988	Active	7	1	0	1	16.67%	6		3		2	R M,SC	3		\$200.00	
58437	ONTARIO-UPLAND L C	06/17/1996	Active	17	0	1	-1	-5.56%	18	19	0		2	R M,SC	6		\$950.00	
Exc Award (06/30/2017)																		



Club Health Assessment for District 4 L4 through March 2025

			Status	Membership							Reports					Finance		LCIF
Club Number	Club Name	Charter Date		Current Member Count	YTD Members Added	YTD Members Dropped	YTD Net Growth	YTD Net Growth%	Member Count 12 Months Ago	Avg. length of service for dropped members	Months Since Last MMR ***	Yrs. Since Last Officer Report	President Rotation	Vice President Reported ****	Months Since Last Activity Report ***	Account Balance	Donations for current Fiscal Year	
			Number of times on status quo within last two years	If below 15 members appears				If net loss is greater than 20% appears			If no report in 3 months appears in	When more than one year appears in	Number of repeat terms	Notes the officers that do not have an active	If no report at 12 months appears in red			
45646	ORANGE CH AMER OF ORANGE COUNTY Exc Award (06/30/2018, 06/30/2023, 06/30/2024)	01/21/1986	Active	26	1	0	1	4.00%	23		2			R	5	90+ Days	\$1,200.00	
2620	ORANGE COUNTY CENTRAL Exc Award (06/30/2018)	12/20/1922	Active	23	2	2	0	0.00%	23	8	0		3	R	M,SC	0	\$700.00	
128711	Orange County Hana	08/24/2016	Active	8	0	1	-1	-11.11%	9	8	7		5		M,VP,SC	3	90+ Days	
33816	ORANGE COUNTY KOREAN AMERICAN Exc Award (06/30/2024)	05/10/1977	Active	19	0	1	-1	-5.00%	20	10	7			N	M	5	\$6,000.00	
130760	Orange County Marshall B Ketchum University Exc Award (06/30/2023)	04/27/2017	Active	5	2	29	-27	-84.38%	51	1	0				M,VP	4		
2623	POMONA HOST Exc Award (06/30/2022, 06/30/2024)	03/04/1921	Active	28	0	4	-4	-12.50%	32	26	3				M,VP,SC	0	\$2,000.00	
2627	SANTA ANA Exc Award (06/30/2023)	01/24/1922	Active	11	3	0	3	37.50%	8		3		3	R	M,VP,SC	5	\$100.00	
2630	SEAL BEACH Exc Award (06/30/2017, 06/30/2022)	01/12/1939	Active	375	37	20	17	4.75%	409	9	0			N	SC	0	\$20,210.00	
2632	STANTON Exc Award (06/30/2023)	11/11/1947	Active	11	0	3	-3	-21.43%	14	6	0		2	R	SC	6	\$1,000.00	
2633	TUSTIN HOST Exc Award (06/30/2016, 06/30/2017, 06/30/2020)	02/18/1948	Active	50	13	2	11	28.21%	38	2	0		2	N	SC	0	\$2,200.00	
2634	UPLAND HOST	11/07/1924	Active	10	1	1	0	0.00%	10	19	0		5	N	M,SC	2		
110483	WESTERNU CAMPUS Exc Award (06/30/2023)	03/01/2011	Active	10	21	35	-14	-58.33%	24	1	1		2		S,M,VP,SC	2	90+ Days \$50.00	

Clubs Cancelled Previous Fiscal Year – Clubs Cancelled within last 12 months may be reinstated

Club Number	Club Name	Charter Date	Current Status*	Cancellation Date
58472	NEWPORT BEACH HAWAIIAN	06/20/1996	Cancelled(6*)	12/29/2023
153173	Newport Hope	01/30/2023	Cancelled(8*)	10/29/2023



Club Health Assessment for District 4 L4 through March 2025

Club NumberClub NameCharter Date			Status	Membership								Reports				Finance		LCIF		
				Current Member Count	YTD Members Added	YTD Members Dropped	YTD Net Growth	YTD Net Growth%	Member Count 12 Months Ago	Avg. length of service for dropped members	Months Since Last MMR ***	Yrs. Since Last Officer Report	President Rotation	Vice President Reported ****	Months Since Last Activity Report ***	Account Balance	Donations for current Fiscal Year			
			Number of times on status quo within last two years	If below 15 members appears				If net loss is greater than 20% appears				If no report in 3 months appears in	When more than one year appears in	Number of repeat terms	Notes the officers that do not have an active		If no report at 12 months appears in red			
2617	Ontario Host	07/07/1922	Cancelled(6*)	12/29/2023																
30225	WALNUT	02/14/1975	Cancelled(6*)	06/29/2024																
Current Total Clubs Count	YTD New Clubs Count	YTD Cancelled Clubs Count	YTD Net Club Gain	Current Total Members Count	YTD Add	YTD Drop	YTD Net Growth	YTD Net Growth %	Member Count 12 Months Ago	Average Member Count Per Club	% of Clubs with less than 20 members	% No MMR in 3 Months	% No Officer Report in 12 Months	% of Clubs with balance 90+ days	Number of Clubs in Status Quo	% Status Quo Clubs in Financial Suspension	Number of Cancelled Clubs	Average Cancelled Club Age	Members Lost Due to Cancellation	% of Clubs Cancelled for Non-Financial Reasons
28	0	0	0	1,014	110	141	-31	-2.97%	1,120	36	50%	39%	0%	11%	0	0%	0	0	0	0%

* - P - Priority Club. Cancellation Reasons: 1-Objectives/conduct, 2-Non-active club, 5-Non-existing club, 6-Disbanding, 7-Merger, 8-Financial Suspension, 9-District/Multiple District Dues.

** - Abbreviation: P-President, S-Secretary, T-Treasurer, M-Member Chairperson, VP-First Vice President, MC-Communications Chairperson, SC-Service Chairperson

*** - Abbreviation: N/R - Never reported using the Lions Clubs website, N/A - Not applicable, No password registered for the Lions Clubs website.

**** - Abbreviation: N - New, IP - Immediate Past, R - Repeat.



Club Health Assessment for District 4 L5 through March 2025

			Status	Membership							Reports					Finance	LCIF	
Club Number	Club Name	Charter Date		Current Member Count	YTD Members Added	YTD Members Dropped	YTD Net Growth	YTD Net Growth%	Member Count 12 Months Ago	Avg. length of service for dropped members	Months Since Last MMR ***	Yrs. Since Last Officer Report	President Rotation	Vice President Reported ****	Months Since Last Activity Report ***	Account Balance	Donations for current Fiscal Year	
			Number of times on status quo within last two years	If below 15 members appears					If net loss is greater than 20% appears			If no report in 3 months appears in	When more than one year appears in	Number of repeat terms	Notes the officers that do not have an active	If no report at 12 months appears in red		
Clubs less than two years old																		
171762	Apple Valley Sunrise	05/23/2024	Active	44	18	1	17	62.96%	0	0	0		2	R	SC	0		\$1,085.00
171896	Jurupa Valley RivCo	06/20/2024	Active	24	4	0	4	20.00%	0		5		2		VP,SC	3		
171510	San Bernardino Beacon of Light	05/15/2024	Active(1)	20	6	6	0	0.00%	0	1	2		2	R		2	90+ Days	
Clubs more than two years old																		
32192	ANZA	05/07/1976	Active	41	5	9	-4	-8.89%	49	2	0		4		M,VP,SC	10	90+ Days	\$120.00
102533	APPLE VALLEY	06/19/2008	Active	20	4	3	1	5.26%	46	1	1			N	M	0		\$350.00
Exc Award (06/30/2021)																		
2641	BARSTOW	02/01/1950	Active	8	0	0	0	0.00%	8		8		3		M,VP,SC	15		
2642	BEAUMONT	05/28/1947	Active	14	0	0	0	0.00%	14		8		3	R	M,SC	11		\$60.00
37563	BIG BEAR L C	10/15/1979	Active(1)	28	3	6	-3	-9.68%	32	3	7			N	M,SC	9	90+ Days	\$1,000.00
125198	Big Pines Teresita Pines	06/29/2015	Active	13	0	3	-3	-18.75%	16	3	4		6	R	SC	9		
2643	BLOOMINGTON	05/11/1960	Active	6	0	0	0	0.00%	6		0		4	R		10		\$40.00
2644	BLYTHE	04/19/1946	Active(1)	18	12	7	5	38.46%	13	11	0			N	T,M,SC	16		\$15.00
2436	BORON	04/11/1944	Active	5	1	0	1	25.00%	4		8			IP	M,VP,SC	5		\$1,005.00
38890	CALIMESA BREAKFAST	09/29/1980	Active	40	0	3	-3	-6.98%	35	21	4		2		VP,SC	9		\$1,020.00
Exc Award (06/30/2024)																		
124341	Calimesa-Yucaipa	03/16/2015	Cancelled(6*)	0	0	1	-1	-100.00%	9	8	1	1	None		P,S,T,M,VP SC	19		
30323	CANYON LAKE	03/12/1975	Active	24	6	3	3	14.29%	21	8	1			IP	SC	1		\$510.00
2646	COACHELLA VALLEY	01/12/1926	Active	15	0	0	0	0.00%	15		17			IP	M,VP,SC	16		\$70.00
140491	Colton	12/20/2019	Active(1)	27	0	3	-3	-10.00%	30	4	3		2	R	M	0	90+ Days	
2648	CORONA	09/04/1923	Active	17	1	0	1	6.25%	16		6		None		P,T,M,VP,SC	16		\$5.00
144972	Crestline	02/12/2021	Active	29	1	4	-3	-9.38%	32	3	2			N	P,M,VP,SC	9		\$504.00
Exc Award (06/30/2022, 06/30/2024)																		
50368	DESERT CENTER CHUCKWALLA VALLEY	04/02/1990	Active	18	0	0	0	0.00%	20		10			N		12		\$1,035.00



Club Health Assessment for District 4 L5 through March 2025

			Status	Membership							Reports					Finance	LCIF
Club Number	Club Name	Charter Date		Current Member Count	YTD Members Added	YTD Members Dropped	YTD Net Growth	YTD Net Growth%	Member Count 12 Months Ago	Avg. length of service for dropped members	Months Since Last MMR ***	Yrs. Since Last Officer Report	President Rotation	Vice President Reported ****	Months Since Last Activity Report ***	Account Balance	Donations for current Fiscal Year
			Number of times on status quo within last two years	If below 15 members appears				If net loss is greater than 20% appears			If no report in 3 months appears in	When more than one year appears in	Number of repeat terms	Notes the officers that do not have an active	If no report at 12 months red		
38548	FONTANA BREAKFAST	06/10/1980	Active	14	0	0	0	0.00%	14		8		5	P,M,VP,SC	17		
2654	GRAND TERRACE	11/29/1973	Active	30	5	0	5	20.00%	25		1			N	M,SC	0	\$35.00
2655	HEMET	10/11/1938	Active	12	0	0	0	0.00%	12		7		2		M,VP,SC	0	90+ Days \$100.00
124596	Highland	04/15/2015	Active	10	0	0	0	0.00%	10		1		None		P,S,T,M,VP SC	11	90+ Days
2659	JURUPA DISTRICT	04/09/1948	Active(1)	42	6	27	-21	-33.33%	69	6	0		2	N	SC	5	\$1,320.00
	Exc Award (06/30/2016)																
2662	LUCERNE VALLEY	05/15/1947	Active	47	8	5	3	6.82%	43	11	0			N	SC	17	
125026	Menifee Valley	06/04/2015	Active	9	0	0	0	0.00%	10		8			R	M,SC	19	90+ Days
53141	MURRIETA	05/22/1992	Active	21	3	1	2	10.53%	21	0	1		2	N	SC	0	\$130.00
89504	MURRIETA BREAKFAST	10/25/2005	Active(1)	7	0	0	0	0.00%	7		2			N	M,SC	0	
2664	NORCO	03/29/1951	Active	19	0	0	0	0.00%	19		13		7	N	M,VP	17	
135062	North Fontana Centennial	06/22/2018	Active	17	6	3	3	21.43%	16	1	0		2	N	SC	0	
42636	NUEVO & LAKEVW & JUN FL NUVIEW	05/24/1983	Active	16	0	0	0	0.00%	16		3		3		M,VP	18	
2667	PALM SPRINGS	01/15/1937	Active	26	1	2	-1	-3.70%	27	27	2		2	N		12	\$1,100.00
2671	REDLANDS EVENING	06/18/1970	Active	10	0	0	0	0.00%	10		14		5	R	M,SC	14	\$6.00
2672	RIALTO HOST	10/14/1947	Active	15	5	0	5	50.00%	12		5		3	N		0	\$5.00
2676	RIVERSIDE MAGNOLIA CENTER	03/28/1951	Cancelled(8*)	0	0	10	-10	-100.00%	11	11	7		None		P,S,T,M,VP SC	13	90+ Days
2680	SAN JACINTO	01/16/1928	Active	35	4	0	4	12.90%	35		2			N		0	\$1,160.00
37564	SILVER LAKES-HELENDALE LC	10/22/1979	Active(2)	12	4	4	0	0.00%	14	11	0		4		M,VP,SC	17	
53500	SPRING VALLEY LAKE	07/06/1992	Active(1)	23	1	3	-2	-8.00%	26	18	8		2	R	M,SC	2	\$4,200.00
2669	TEMECULA	03/17/1969	Active	13	4	0	4	44.44%	10		2		2		M,VP,SC	4	\$200.00
152634	Timberline Lions of Wrightwood	03/14/2023	Active	18	0	0	0	0.00%	20		10			N	M,SC	20	
2684	VICTORVILLE	01/12/1926	Active(1)	21	4	3	1	5.00%	19	5	2			N		3	90+ Days
2686	YUCAIPA VALLEY	09/02/1954	Active	16	1	5	-4	-20.00%	19	13	2		2	R	M,SC	7	\$500.00



Club Health Assessment for District 4 L5 through March 2025

			Status	Membership							Reports					Finance	LCIF
Club Number	Club Name	Charter Date		Current Member Count	YTD Members Added	YTD Members Dropped	YTD Net Growth	YTD Net Growth%	Member Count 12 Months Ago	Avg. length of service for dropped members	Months Since Last MMR ***	Yrs. Since Last Officer Report	President Rotation	Vice President Reported ****	Months Since Last Activity Report ***	Account Balance	Donations for current Fiscal Year
			Number of times on status quo within last two years	If below 15 members appears			If net loss is greater than 20% appears				If no report in 3 months appears in	When more than one year appears in	Number of repeat terms	Notes the officers that do not have an active	If no report at 12 months appears in		

Clubs Cancelled Previous Fiscal Year – Clubs Cancelled within last 12 months may be reinstated

Club Number	Club Name	Charter Date	Current Status*	Cancellation Date
2673	RIALTO BREAKFAST	03/08/1968	Cancelled(8*)	06/29/2024
2682	TIMBERLINE L C	11/16/1953	Cancelled(8*)	12/29/2023

Current Total Clubs Count	YTD New Clubs Count	YTD Cancelled Clubs Count	YTD Net Club Gain	Current Total Members Count	YTD Add	YTD Drop	YTD Net Growth	YTD Net Growth %	Member Count 12 Months Ago	Average Member Count Per Club	% of Clubs with less than 20 members	% No MMR in 3 Months	% No Officer Report in 12 Months	% of Clubs with balance 90+ days	Number of Clubs in Status Quo	% Status Quo Clubs in Financial Suspension	Number of Cancelled Clubs	Average Cancelled Club Age	Members Lost Due to Cancellation	% of Clubs Cancelled for Non-Financial Reasons
41	0	2	-2	844	113	112	1	0.12%	831	21	56%	49%	0%	20%	0	0%	2	105	11	-50%

* - P - Priority Club. Cancellation Reasons: 1-Objectives/conduct, 2-Non-active club, 5-Non-existing club, 6-Disbanding, 7-Merger, 8-Financial Suspension, 9-District/Multiple District Dues.

** - Abbreviation: P-President, S-Secretary, T-Treasurer, M-Member Chairperson, VP-First Vice President, MC-Communications Chairperson, SC-Service Chairperson

*** - Abbreviation: N/R - Never reported using the Lions Clubs website, N/A - Not applicable, No password registered for the Lions Clubs website.

**** - Abbreviation: N - New, IP - Immediate Past, R - Repeat.



Club Health Assessment for District 4 L6 through March 2025

Club Number	Club Name	Charter Date	Status	Membership							Reports					Finance	LCIF
				Current Member Count	YTD Members Added	YTD Members Dropped	YTD Net Growth	YTD Net Growth%	Member Count 12 Months Ago	Avg. length of service for dropped members	Months Since Last MMR ***	Yrs. Since Last Officer Report	President Rotation	Vice President Reported ****	Months Since Last Activity Report ***	Account Balance	Donations for current Fiscal Year
			Number of times on status quo within last two years	If below 15 members appears				If net loss is greater than 20% appears			If no report in 3 months appears in	When more than one year appears in	Number of repeat terms	Notes the officers that do not have appears in an active	If no report at 12 months red		
Clubs less than two years old																	
157635	Chula Vista Noble	05/17/2024	Active	18	1	6	-5	-21.74%	0	1	3			N	M,SC	4	90+ Days
180706	Fallbrook Ranch	02/26/2025	Newly Chartered	21	21	0	21	100.00%	0		0				VP,SC	N/R	
178678	San Diego All City Entertainment	10/15/2024	Active	27	27	0	27	100.00%	0		5				VP,SC	N/R	90+ Days
174357	San Diego Dynamic	07/11/2024	Active	59	65	6	59	100.00%	0	1	5			N		0	\$1,300.00
156415	San Diego Renaissance	11/07/2023	Active	40	0	5	-5	-11.11%	41	1	0		2	R	SC	0	90+ Days \$1,440.00
Clubs more than two years old																	
138188	Calipatria	05/07/2019	Active	13	0	0	0	0.00%	16		1			N	T,VP,SC	1	90+ Days
2694	CHULA VISTA HOST	09/23/1941	Active	11	0	0	0	0.00%	10		8			R	M,SC	0	
142211	Chula Vista Visionaries	07/15/2020	Active	30	5	1	4	15.38%	28	1	0			R	M	0	\$1,200.00
2696	CORONADO	04/28/1939	Active(1)	9	0	0	0	0.00%	0		8		2		M,VP,SC	0	90+ Days \$1,500.00
107475	DEL MAR SOLANA BEACH DEL SOL	02/15/2010	Active	19	0	5	-5	-20.83%	25	7	3		3	R	M,SC	1	
2699	EL CAJON VALLEY	04/26/1947	Active	55	4	7	-3	-5.17%	62	17	1			N		0	\$8,550.00
Exc Award (06/30/2018)																	
2700	EL CENTRO HOST	05/09/1947	Active	9	0	0	0	0.00%	9		11		2		T,M,VP,SC	0	
2701	EL CENTRO SOL DE ORO	12/27/1966	Active	8	0	0	0	0.00%	8		11	1	None		P,S,T,M,VP SC	21	90+ Days
52199	ENCINITAS	12/02/1991	Active	20	4	4	0	0.00%	21	5	1		2		M,VP,SC	23	\$100.00
56161	ESCONDIDO CHAMPAGNE VILLAGE	10/21/1994	Active	58	20	2	18	45.00%	43	3	0			N	P,M,SC	0	\$3,000.00
2703	ESCONDIDO HOST	08/09/1944	Active(1)	6	0	5	-5	-45.45%	11	3	1		3		VP,SC	24+	
78686	HARBISON CANYON	04/05/2004	Active	7	0	0	0	0.00%	7		12		3		M,VP,SC	2	
2708	IMPERIAL	09/22/1950	Active	9	0	0	0	0.00%	9		9		13	R	S,T,M,VP,SC	0	
133161	Imperial Beach	12/27/2017	Active(1)	11	2	3	-1	-8.33%	12	4	1		2		M,VP,SC	0	
124902	La Jolla Presidents	06/04/2015	Active(1)	14	0	9	-9	-39.13%	20	6	6				M,VP,SC	6	\$1,707.00
2711	LA MESA	03/17/1949	Active	29	0	5	-5	-14.71%	34	15	0				M,VP,SC	0	\$1,990.00



Club Health Assessment for District 4 L6 through March 2025

			Status	Membership							Reports					Finance		LCIF
Club Number	Club Name	Charter Date		Current Member Count	YTD Members Added	YTD Members Dropped	YTD Net Growth	YTD Net Growth%	Member Count 12 Months Ago	Avg. length of service for dropped members	Months Since Last MMR ***	Yrs. Since Last Officer Report	President Rotation	Vice President Reported ****	Months Since Last Activity Report ***	Account Balance	Donations for current Fiscal Year	
			Number of times on status quo within last two years	If below 15 members appears				If net loss is greater than 20% appears			If no report in 3 months appears in	When more than one year appears in	Number of repeat terms	Notes the officers that do not have an active	If no report at 12 months appears in red			
Exc Award (06/30/2017)																		
133218	La Mesa Himalayan Friendship	12/13/2017	Active	4	0	0	0	0.00%	4		13		7	T,VP,SC	N/A			
146873	Lemon Grove Latino DIV	06/22/2021	Cancelled(6*)	0	0	17	-17	-100.00%	17	4	2		None	P,S,T,M,VP SC	6		\$100.00	
124657	Lemon Grove Lions Club	05/28/2015	Active	19	5	1	4	26.67%	14	0	2		2	R	0		\$500.00	
Exc Award (06/30/2024)																		
2714	NATIONAL CITY HOST	06/21/1944	Active	16	6	12	-6	-27.27%	22	9	0			N	SC	0	\$1,000.00	
2717	OCEANSIDE SEA LIONS	06/11/1968	Active	53	8	0	8	17.78%	46		1		2	R	SC	0	\$820.00	
Exc Award (06/30/2024)																		
2718	PAUMA VALLEY	01/23/1952	Active	21	4	1	3	16.67%	18	9	0		7		M,VP	24+	90+ Days \$100.00	
2719	POWAY	09/28/1960	Active	8	2	1	1	14.29%	8	7	0				M,VP,SC	1	\$3,000.00	
146878	Ramona	06/28/2021	Active	10	0	1	-1	-9.09%	10	3	0		2		M,VP,SC	0	\$1,100.00	
142672	San Diego Classic Gold	08/31/2020	Active(3)	10	0	0	0	0.00%	10		16		5		VP,SC	24+	90+ Days	
83143	SAN DIEGO COSMOPOLITAN	07/04/2004	Active	12	3	1	2	20.00%	57	9	3			N	M,SC	0	\$20.00	
62439	SAN DIEGO EXECUTIVE	10/29/1999	Active	24	1	0	1	4.35%	25		8			N		0	\$1,580.00	
Exc Award (06/30/2017)																		
98914	SAN DIEGO FOREVER	03/30/2007	Active	114	14	0	14	14.00%	140		1		2	R		0	\$13,320.00	
Exc Award (06/30/2021, 06/30/2022, 06/30/20)																		
2722	SAN DIEGO HOST	09/08/1921	Active	83	6	10	-4	-4.60%	86	17	1			N	T,M,SC	0	\$400.00	
56076	SAN DIEGO MAJESTIC	09/09/1994	Active	69	11	18	-7	-9.21%	76	4	2			N		0	\$9,880.00	
Exc Award (06/30/2017, 06/30/2018, 06/30/20)																		
140614	San Diego Miramar	01/14/2020	Active	31	6	1	5	19.23%	27	2	2		6	R	SC	0	\$2,050.00	
Exc Award (06/30/2022)																		
106067	SAN DIEGO NORTH COUNTY	07/07/2009	Active	13	0	0	0	0.00%	12		7				S,VP,SC	3	\$290.00	
2728	SAN DIEGO NORTH PARK	05/18/1926	Active	21	1	2	-1	-4.55%	21	27	1			N	SC	3	\$5,000.00	
Exc Award (06/30/2022)																		
119990	San Diego Pathfinders	07/16/2013	Active	24	4	2	2	9.09%	39	2	4			IP		0	\$4,070.00	
2729	SAN DIEGO PENINSULA	02/19/1946	Active	12	0	0	0	0.00%	12		8		2	R	SC	0	\$620.00	



Club Health Assessment for District 4 L6 through March 2025

			Status	Membership							Reports					Finance		LCIF		
Club Number	Club Name	Charter Date		Current Member Count	YTD Members Added	YTD Members Dropped	YTD Net Growth	YTD Net Growth%	Member Count 12 Months Ago	Avg. length of service for dropped members	Months Since Last MMR ***	Yrs. Since Last Officer Report	President Rotation	Vice President Reported ****	Months Since Last Activity Report ***	Account Balance	Donations for current Fiscal Year			
			Number of times on status quo within last two years	If below 15 members appears					If net loss is greater than 20% appears						If no report in 3 months appears in	When more than one year repeat appears in	Number of repeat terms	Notes the officers that do not have an active	If no report at 12 months appears in red	
100585	SAN DIEGO PREMIER	11/26/2007	Active	24	1	0	1	4.35%	23		6		2	R	1					
2732	SAN DIEGO RANCHO BERNARDO	06/27/1964	Active	17	2	1	1	6.25%	19	4	2			R	0		\$1,808.00			
134397	San Diego Roaring	04/13/2018	Active	35	6	1	5	16.67%	39	0	0			N	7					
147567	San Diego Stars	07/13/2021	Active	69	6	0	6	9.52%	64		0			IP	0		\$2,300.00			
Exc Award (06/30/2023)																				
106066	SAN DIEGO TFC	07/07/2009	Active	18	0	0	0	0.00%	21		9		2	N	1		\$2,540.00			
Exc Award (06/30/2017)																				
111025	SAN DIEGO UNITED	05/17/2011	Active	14	3	2	1	7.69%	14	2	0			R	0		\$3,050.00			
100624	SAN DIEGO VIETNAMESE AMERICAN	12/01/2007	Active(1)	10	0	0	0	0.00%	10		3		7		24+					
43134	SAN MARCOS	11/17/1983	Active	18	0	1	-1	-5.26%	21	15	5			N	0		\$900.00			
Exc Award (06/30/2018, 06/30/2023)																				
2739	SPRING VALLEY	10/27/1954	Active	17	0	1	-1	-5.56%	21	11	0		3	N	0		\$1,190.00			
2741	VISTA AMIGOS DE VISTA	02/03/1970	Active	23	2	0	2	9.52%	21		1			R	0					
53897	VISTA PRIDE OF VISTA	12/16/1992	Active	20	0	0	0	0.00%	20		19		2	R	3					
111147	WEST SHORES	06/02/2011	Active	20	1	3	-2	-9.09%	22	1	6		2	R	0					


Clubs Cancelled Previous Fiscal Year – Clubs Cancelled within last 12 months may be reinstated

Club Number	Club Name	Charter Date	Current Status*	Cancellation Date
93247	SAN DIEGO DELTA	01/04/2006	Cancelled(8*)	12/29/2023
2726	SAN DIEGO HILLCREST-MISSIN VAL	05/19/1933	Cancelled(6*)	06/29/2024

Current Total Clubs Count	YTD New Clubs Count	YTD Cancelled Clubs Count	YTD Net Club Gain	Current Total Members Count	YTD Add	YTD Drop	YTD Net Growth	YTD Net Growth %	Member Count 12 Months Ago	Average Member Count Per Club	% of Clubs with less than 20 members	% No MMR in 3 Months	% No Officer Report in 12 Months	% of Clubs with balance 90+ days	Number of Clubs in Status Quo	% Status Quo Clubs in Financial Suspension	Number of Cancelled Clubs	Average Cancelled Club Age	Members Lost Due to Cancellation	% of Clubs Cancelled for Non-Financial Reasons
51	3	1	2	1,302	241	134	107	8.95%	1,295	26	53%	47%	2%	16%	0	0%	1	113	17	0%



Club Health Assessment for District 4 L6 through March 2025

			Status	Membership							Reports					Finance	LCIF
Club Number	Club Name	Charter Date		Current Member Count	YTD Members Added	YTD Members Dropped	YTD Net Growth	YTD Net Growth%	Member Count 12 Months Ago	Avg. length of service for dropped members	Months Since Last MMR ***	Yrs. Since Last Officer Report	President Rotation	Vice President Reported ****	Months Since Last Activity Report ***	Account Balance	Donations for current Fiscal Year
			Number of times on status quo within last two years	If below 15 members appears				If net loss is greater than 20% appears			If no report in 3 months appears in	When more than one year appears in	Number of repeat terms	Notes the officers that do not have an active	If no report at 12 months appears in red		

* - P - Priority Club. Cancellation Reasons: 1-Objectives/conduct, 2-Non-active club, 5-Non-existing club, 6-Disbanding, 7-Merger, 8-Financial Suspension, 9-District/Multiple District Dues.
** - Abbreviation: P-President, S-Secretary, T-Treasurer, M-Member Chairperson, VP-First Vice President, MC-Communications Chairperson, SC-Service Chairperson
*** - Abbreviation: N/R - Never reported using the Lions Clubs website, N/A - Not applicable, No password registered for the Lions Clubs website.
**** - Abbreviation: N - New, IP - Immediate Past, R - Repeat.



Club Health Assessment for District 4 L1 - Cancelled through March 2025

				Status	Membership						Reports					Finance	LCIF
Club Number	Club Name	Charter Date		Current Member Count	YTD Members Added	YTD Members Dropped	YTD Net Growth	YTD Net Growth%	Member Count 12 Months Ago	Avg. length of service for dropped members	Months Since Last MMR ***	Yrs. Since Last Officer Report	President Rotation	Vice President Reported ****	Months Since Last Activity Report ***	Account Balance	Donations for current Fiscal Year
			Number of times on status quo within last two years	If below 15 members appears				If net loss is greater than 20% appears			If no report in 3 months appears in	When more than one year appears in	Number of repeat terms	Notes the officers that do not have an active	If no report at 12 months appears in red		

Clubs Cancelled Previous Fiscal Year – Clubs Cancelled within last 12 months may be reinstated

Club Number				Club Name		Charter Date		Current Status*		Cancellation Date										
2466				MOJAVE		03/20/1941		Cancelled(6*)		07/29/2023										
Current Total Clubs Count	YTD New Clubs Count	YTD Cancelled Clubs Count	YTD Net Club Gain	Current Total Members Count	YTD Add	YTD Drop	YTD Net Growth	YTD Net Growth %	Member Count 12 Months Ago	Average Member Count Per Club	% of Clubs with less than 20 members	% No MMR in 3 Months	% No Officer Report in 12 Months	% of Clubs with balance 90+ days	Number of Clubs in Status Quo	% Status Quo Clubs in Financial Suspension	Number of Cancelled Clubs	Average Cancelled Club Age	Members Lost Due to Cancellation	% of Clubs Cancelled for Non-Financial Reasons
0	0	0	0	0	0	0	0	100.00%	0	0	0%	0%	0%	0%	0	0%	0	0	0	0%

* - P - Priority Club. Cancellation Reasons: 1-Objectives/conduct, 2-Non-active club, 5-Non-existing club, 6-Disbanding, 7-Merger, 8-Financial Suspension, 9-District/Multiple District Dues.

** - Abbreviation: P-President, S-Secretary, T-Treasurer, M-Member Chairperson, VP-First Vice President, MC-Communications Chairperson, SC-Service Chairperson

*** - Abbreviation: N/R - Never reported using the Lions Clubs website, N/A - Not applicable, No password registered for the Lions Clubs website.

**** - Abbreviation: N - New, IP - Immediate Past, R - Repeat.




Club Health Assessment for District 5M 1 through March 2025

			Status	Membership							Reports					Finance		LCIF
Club Number	Club Name	Charter Date		Current Member Count	YTD Members Added	YTD Members Dropped	YTD Net Growth	YTD Net Growth%	Member Count 12 Months Ago	Avg. length of service for dropped members	Months Since Last MMR ***	Yrs. Since Last Officer Report	President Rotation	Vice President Reported ****	Months Since Last Activity Report ***	Account Balance	Donations for current Fiscal Year	
			Number of times on status quo within last two years	If below 15 members appears				If net loss is greater than 20% appears			If no report in 3 months appears in	When more than one year appears in	Number of repeat terms	Notes the officers that do not have an active	If no report at 12 months appears in red			
Clubs less than two years old																		
153917	Wabasha Area Lions	05/11/2023	Active	28	0	3	-3	-9.68%	32	2	3		3	N	SC	3	90+ Days	
Clubs more than two years old																		
33296	ADAMS	02/09/1977	Active	37	0	4	-4	-9.76%	41	4	3			N	M,SC	0	\$650.00	
Exc Award (06/30/2019, 06/30/2022, 06/30/20																		
43983	ALTURA	06/25/1984	Active	22	1	1	0	0.00%	22	1	1			N	M,SC	0	\$3,300.00	
Exc Award (06/30/2017, 06/30/2019, 06/30/20																		
3040	AUSTIN	10/19/1944	Active	60	8	3	5	9.09%	56	14	1			N	M,SC	2	\$150.00	
39025	AUSTIN MORNING	11/28/1980	Active	33	1	4	-3	-8.33%	37	7	2			N	M,SC	1	\$400.00	
Exc Award (06/30/2024)																		
145709	Bellechester Area	03/19/2021	Active	22	0	9	-9	-29.03%	31	4	2			N	M,SC	4		
42520	BROWNSVILLE	04/29/1983	Active	21	1	5	-4	-16.00%	25	14	0		3		S,M,VP,SC	5	90+ Days \$50.00	
3044	BYRON	11/18/1969	Active	19	0	4	-4	-17.39%	23	7	0				M,VP,SC	6	\$200.00	
Exc Award (06/30/2017, 06/30/2018, 06/30/20																		
3045	CALEDONIA	01/11/1966	Active	18	1	2	-1	-5.26%	20	37	2				VP,SC	3	\$200.00	
3046	CANNON FALLS	08/24/1973	Active	23	2	1	1	4.55%	22	33	1		2	N	M,SC	8	90+ Days \$610.00	
3047	CHATFIELD	04/16/1969	Active	22	0	5	-5	-18.52%	28	9	1		3		M,VP,SC	4	\$150.00	
33007	DENNISON	11/18/1976	Active(1)	22	0	0	0	0.00%	22		22		7	R	T,M,VP,SC	5		
3048	DODGE CENTER	05/20/1968	Active	27	1	2	-1	-3.57%	28	34	4			R	M,SC	2	\$310.00	
37760	EITZEN	12/28/1979	Active	49	0	4	-4	-7.55%	52	25	7			N	M,VP,SC	2	\$1,000.00	
Exc Award (06/30/2017, 06/30/2024)																		
3052	GOODHUE	04/24/1964	Active	103	5	4	1	0.98%	99	14	0			N	P	4	\$2,168.00	
Exc Award (06/30/2017, 06/30/2021, 06/30/20																		
78369	GRAND MEADOW	02/27/2004	Active	22	3	2	1	4.76%	22	10	7		3	N	M,SC	7		
3054	HARMONY	07/17/1947	Active	29	2	4	-2	-6.45%	32	7	1			IP	M,SC	2	\$500.00	
Exc Award (06/30/2021)																		
3055	HAYFIELD	05/16/1966	Active	37	0	1	-1	-2.63%	42	55	2			N	M	0	\$50.00	



Club Health Assessment for District 5M 1 through March 2025

			Status	Membership							Reports					Finance	LCIF	
Club Number	Club Name	Charter Date		Current Member Count	YTD Members Added	YTD Members Dropped	YTD Net Growth	YTD Net Growth%	Member Count 12 Months Ago	Avg. length of service for dropped members	Months Since Last MMR ***	Yrs. Since Last Officer Report	President Rotation	Vice President Reported ****	Months Since Last Activity Report ***	Account Balance	Donations for current Fiscal Year	
			Number of times on status quo within last two years	If below 15 members appears				If net loss is greater than 20% appears			If no report in 3 months appears in	When more than one year appears in	Number of repeat terms	Notes the officers that do not have an active	If no report at 12 months appears in red			
35524	HOKAH	05/08/1978	Active	31	0	0	0	0.00%	32		10		4	N	M,VP,SC	3		
62892	HOUSTON	03/13/2000	Active	34	3	0	3	9.68%	31		6			N	SC	1		\$500.00
Exc Award (06/30/2022, 06/30/2024)																		
34502	KASSON MANTORVILLE L C	10/18/1977	Active	84	3	2	1	1.20%	83	9	0			N	M,SC	0		\$1,100.00
Exc Award (06/30/2017, 06/30/2021, 06/30/2024)																		
38891	KELLOGG	09/23/1980	Active	34	0	0	0	0.00%	36		9		7	R	M,SC	3		\$75.00
3056	KENYON	08/28/1945	Active	5	0	0	0	0.00%	5		12		10		P,M,VP,SC	4		
3059	LA CRESCENT	10/18/1965	Active	61	3	1	2	3.39%	62	3	1			N	SC	2		\$2,600.00
Exc Award (06/30/2018, 06/30/2022, 06/30/2024)																		
3057	LAKE CITY	09/17/1973	Active	65	10	6	4	6.56%	60	13	1				M,VP,SC	1		\$1,050.00
Exc Award (06/30/2024)																		
120279	Le Roy	09/05/2013	Active	16	0	0	0	0.00%	16		11			N	SC	5		\$650.00
Exc Award (06/30/2024)																		
3061	LEWISTON	01/24/1957	Active	28	0	0	0	0.00%	28		3		4	N		3		\$50.00
Exc Award (06/30/2017)																		
3062	LYLE	10/01/1958	Active	17	0	2	-2	-10.53%	19	9	7			IP	P,M,SC	3		
3063	MABEL	11/10/1944	Active	41	1	3	-2	-4.65%	44	8	3		2	R	M,VP,SC	4		\$1,000.00
3065	MAZEPPA	02/20/1973	Active	87	7	7	0	0.00%	87	22	0		2	R	M,VP,SC	6		\$1,000.00
Exc Award (06/30/2024)																		
119759	Oronoco	06/21/2013	Active	16	1	0	1	6.67%	15		6			N	S,M,SC	3		\$100.00
55484	OSTRANDER	03/31/1994	Active	15	0	0	0	0.00%	15		34		8	R	P,M,SC	3		\$100.00
3069	PINE ISLAND	01/26/1961	Active	62	5	2	3	5.08%	59	15	3			N	M,SC	4		\$200.00
Exc Award (06/30/2017, 06/30/2021)																		
3070	PLAINVIEW	11/29/1967	Active	38	0	1	-1	-2.56%	36	29	4			N	M,SC	5		\$201.00
Exc Award (06/30/2017, 06/30/2019, 06/30/2024)																		
3071	PRESTON	11/27/1944	Active	32	12	2	10	45.45%	22	8	0		7		M,VP,SC	3		\$25.00
43846	RACINE	05/29/1984	Active	19	1	2	-1	-5.00%	20	38	8		7		T,M,VP,SC	4		
3072	RED WING	07/16/1946	Active	37	0	2	-2	-5.13%	40	5	0			N	M,SC	0		\$1,200.00



Club Health Assessment for District 5M 1 through March 2025

			Status	Membership							Reports					Finance	LCIF	
Club Number	Club Name	Charter Date		Current Member Count	YTD Members Added	YTD Members Dropped	YTD Net Growth	YTD Net Growth%	Member Count 12 Months Ago	Avg. length of service for dropped members	Months Since Last MMR ***	Yrs. Since Last Officer Report	President Rotation	Vice President Reported ****	Months Since Last Activity Report ***	Account Balance	Donations for current Fiscal Year	
			Number of times on status quo within last two years	If below 15 members appears					If net loss is greater than 20% appears			If no report in 3 months appears in	When more than one year appears in	Number of repeat terms	Notes the officers that do not have an active	If no report at 12 months appears in red		
Exc Award (06/30/2022)																		
31420	ROCHESTER 76	12/02/1975	Active	21	2	1	1	5.00%	20	16	2			N	SC	2		\$1,595.00
Exc Award (06/30/2022)																		
3073	ROCHESTER HOST	10/21/1938	Active	31	6	2	4	14.81%	27	27	2			N	M,SC	0		\$1,450.00
Exc Award (06/30/2017)																		
42521	ROCHESTER MORNING PRIDE	04/29/1983	Active	26	0	2	-2	-7.14%	29	6	4			N	M,SC	0		\$1,600.00
3074	RUSHFORD	06/18/1942	Active	30	1	2	-1	-3.23%	31	27	3		2	R		3		\$40.00
3076	SPRING GROVE	03/29/1966	Active	24	0	0	0	0.00%	24		13		2	R	M,VP,SC	3		\$100.00
3075	ST CHARLES	09/10/1947	Active	30	0	3	-3	-9.09%	33	8	2		6	R	T,M,SC	6		\$100.00
Exc Award (06/30/2016)																		
3077	STEWARTVILLE	05/13/1968	Active	36	1	2	-1	-2.70%	37	31	3			N	M,SC	1		\$1,000.00
78765	STEWARTVILLE MORNING	04/12/2004	Active	75	7	1	6	8.70%	70	4	0			N		0		\$7,559.00
Exc Award (06/30/2018, 06/30/2019, 06/30/2020)																		
3078	WANAMINGO	07/11/1955	Active	23	0	0	0	0.00%	23		1			N	P,M,VP,SC	4		\$60.00
Exc Award (06/30/2017)																		
3081	WINONA	04/16/1935	Active	34	0	1	-1	-2.86%	35	41	1			N	SC	3		\$2,300.00
Exc Award (06/30/2024)																		
58289	WINONA RIVERTOWN	05/20/1996	Active	17	3	1	2	13.33%	15	35	3			N		2		\$1,240.00
Exc Award (06/30/2019)																		
36370	WYKOFF	12/29/1978	Active	10	1	0	1	11.11%	8		2		6		M,VP,SC	4		\$35.00
143807	Zumbro Falls Lioness	12/07/2020	Active	17	0	2	-2	-10.53%	18	3	5			R	M,SC	4		\$50.00
126857	Zumbrota	02/12/2016	Active	17	0	0	0	0.00%	17		11		3	R	SC	1		\$50.00

Clubs Cancelled Previous Fiscal Year – Clubs Cancelled within last 12 months may be reinstated

Club Number	Club Name	Charter Date	Current Status*	Cancellation Date
139813	West Concord Community Lions	09/26/2019	Cancelled(6*)	04/29/2024



Club Health Assessment for District 5M 1 through March 2025

					Status					Membership					Reports					Finance		LCIF
						Current Member Count	YTD Members Added	YTD Members Dropped	YTD Net Growth	YTD Net Growth%	Member Count 12 Months Ago	Avg. length of service for dropped members	Months Since Last MMR ***	Yrs. Since Last Officer Report	President Rotation	Vice President Reported ****	Months Since Last Activity Report ***	Account Balance	Donations for current Fiscal Year			
					Number of times on status quo within last two years		If below 15 members appears			If net loss is greater than 20% appears			If no report in 3 months appears in		When more than one year appears in	Number of repeat terms	Notes the officers that do not have an active		If no report at 12 months appears in red			
Current Total Clubs Count	YTD New Clubs Count	YTD Cancelled Clubs Count	YTD Net Club Gain	Current Total Members Count	YTD Add	YTD Drop	YTD Net Growth	YTD Net Growth %	Member Count 12 Months Ago	Average Member Count Per Club	% of Clubs with less than 20 members	% No MMR in 3 Months	% No Officer Report in 12 Months	% of Clubs with balance 90+ days	Number of Clubs in Status Quo	% Status Quo Clubs in Financial Suspension	Number of Cancelled Clubs	Average Cancelled Club Age	Members Lost Due to Cancellation	% of Clubs Cancelled for Non-Financial Reasons		
51	0	0	0	1,707	92	105	-13	-0.76%	1,731	33	24%	51%	0%	6%	0	0%	0	0	0	0%		

* - P - Priority Club. Cancellation Reasons: 1-Objectives/conduct, 2-Non-active club, 5-Non-existing club, 6-Disbanding, 7-Merger, 8-Financial Suspension, 9-District/Multiple District Dues.
** - Abbreviation: P-President, S-Secretary, T-Treasurer, M-Member Chairperson, VP-First Vice President, MC-Communications Chairperson, SC-Service Chairperson
*** - Abbreviation: N/R - Never reported using the Lions Clubs website, N/A - Not applicable, No password registered for the Lions Clubs website.
**** - Abbreviation: N - New, IP - Immediate Past, R - Repeat.



Club Health Assessment for District 5M 2 through March 2025

			Status	Membership							Reports					Finance		LCIF
Club Number	Club Name	Charter Date		Current Member Count	YTD Members Added	YTD Members Dropped	YTD Net Growth	YTD Net Growth%	Member Count 12 Months Ago	Avg. length of service for dropped members	Months Since Last MMR ***	Yrs. Since Last Officer Report	President Rotation	Vice President Reported ****	Months Since Last Activity Report ***	Account Balance	Donations for current Fiscal Year	
			Number of times on status quo within last two years	If below 15 members appears				If net loss is greater than 20% appears			If no report in 3 months appears in	When more than one year appears in	Number of repeat terms	Notes the officers that do not have an active	If no report at 12 months appears in red			
Clubs more than two years old																		
3038	ALBERT LEA	12/10/1940	Active	30	3	1	2	7.14%	28	17	0			M,VP,SC	7		\$200.00	
3039	ALBERT LEA CLOVERLEAF	12/18/1973	Active	9	0	0	0	0.00%	10		0		3	M,VP,SC	3		\$100.00	
53774	ALBERT LEA LAKEVIEW	10/30/1992	Active	35	5	2	3	9.38%	32	3	1		N	M,SC	0		\$103.00	
36188	ALDEN	11/17/1978	Active	20	0	2	-2	-9.09%	22	10	5		2	N	M,SC	6		\$819.00
Exc Award (06/30/2019, 06/30/2023)																		
39339	AMBOY	01/26/1981	Active	15	1	2	-1	-6.25%	16	20	0		2	M,VP,SC	0			
2989	ARLINGTON	10/09/1952	Active	15	0	1	-1	-6.25%	17	2	2		8	N	M,SC	1		\$938.00
50337	BELLE PLAINE	03/22/1990	Active	19	0	0	0	0.00%	19		2		6	R	M,SC	6		
3041	BLOOMING PRAIRIE	11/16/1954	Active	48	0	0	0	0.00%	48		2			N	SC	8		\$50.00
3042	BLUE EARTH	03/24/1960	Active	24	4	2	2	9.09%	22	40	0			VP,SC	0		\$100.00	
40988	BROWNTON	03/22/1982	Active	38	2	2	0	0.00%	36	3	2		2	N	M,SC	2		\$155.00
Exc Award (06/30/2024)																		
2991	CARVER	10/23/1973	Active	53	8	6	2	3.92%	51	10	0			N	SC	3		\$1,550.00
49028	CHANHASSEN	11/21/1988	Active	60	8	5	3	5.26%	58	2	0			N		0		\$5,164.00
Exc Award (06/30/2022, 06/30/2023)																		
2993	CHASKA	02/27/1958	Active	59	6	15	-9	-13.24%	74	6	0			N		0		\$448.00
Exc Award (06/30/2017)																		
28004	COLOGNE	02/19/1974	Active	42	4	3	1	2.44%	39	8	1			N		3		\$2,920.00
Exc Award (06/30/2024)																		
40298	COURTLAND	08/31/1981	Active	19	0	2	-2	-9.52%	18	22	6			IP	S,M,SC	7		\$100.00
Exc Award (06/30/2016, 06/30/2019, 06/30/2020)																		
136588	Eagle Lake Area	10/10/2018	Active	16	2	0	2	14.29%	16		1			N	M,SC	0		\$25.00
Exc Award (06/30/2023)																		
3050	ELLENDAL	02/25/1971	Active	20	3	1	2	11.11%	19	7	1			M,VP,SC	2		\$525.00	
3051	FARIBAULT	10/11/1921	Active	44	0	0	0	0.00%	44		6			N	M	0		\$3,993.00
Exc Award (06/30/2018, 06/30/2019, 06/30/2020)																		



Club Health Assessment for District 5M 2 through March 2025

			Status	Membership							Reports					Finance		LCIF
Club Number	Club Name	Charter Date		Current Member Count	YTD Members Added	YTD Members Dropped	YTD Net Growth	YTD Net Growth%	Member Count 12 Months Ago	Avg. length of service for dropped members	Months Since Last MMR ***	Yrs. Since Last Officer Report	President Rotation	Vice President Reported ****	Months Since Last Activity Report ***	Account Balance	Donations for current Fiscal Year	
			Number of times on status quo within last two years	If below 15 members appears					If net loss is greater than 20% appears			If no report in 3 months appears in	When more than one year appears in	Number of repeat terms	Notes the officers that do not have an active	If no report at 12 months appears in red		
3001	GIBBON	11/24/1959	Active	29	0	0	0	0.00%	29		11			N	M,SC	0		\$900.00
29907	GLENCOE	11/11/1974	Active	21	1	4	-3	-12.50%	24	17	1		2	R	S,M,SC	2		\$400.00
3003	GREEN ISLE	09/19/1972	Active	36	2	5	-3	-7.69%	39	18	2			N		6		\$1,812.00
Exc Award (06/30/2022, 06/30/2023)																		
41138	HAMBURG	04/20/1982	Active	28	1	2	-1	-3.45%	29	28	5		7		M,VP,SC	0		\$300.00
Exc Award (06/30/2017, 06/30/2022, 06/30/2023)																		
3004	HENDERSON	10/27/1970	Active	25	8	3	5	25.00%	21	0	1			N	SC	6		\$262.50
41457	HUTCHINSON	06/28/1982	Active	24	3	7	-4	-14.29%	28	14	1			N	M,SC	4		\$1,031.00
Exc Award (06/30/2017, 06/30/2023)																		
36547	JORDAN	02/26/1979	Active	47	5	1	4	9.30%	44	36	0			N	M,SC	0		\$525.00
Exc Award (06/30/2022, 06/30/2023)																		
53213	JORDAN JORDANESS	06/03/1992	Active	54	6	3	3	5.88%	51	15	1			N	M,SC	3		\$2,172.00
Exc Award (06/30/2016, 06/30/2017, 06/30/2020)																		
36792	LAFAYETTE & AREA	03/27/1979	Active	43	1	3	-2	-4.44%	44	17	0			N	M,SC	0		\$1,003.00
Exc Award (06/30/2017, 06/30/2018)																		
3058	LAKE CRYSTAL	09/06/1945	Active	39	1	2	-1	-2.50%	40	4	0				M,VP,SC	5		\$200.00
31649	LE CENTER	02/09/1976	Active	42	0	3	-3	-6.67%	47	24	0		None	R	P,M,SC	4		\$50.00
3060	LE SUEUR	03/09/1960	Active	37	3	6	-3	-7.50%	41	9	3		2	N	SC	3		\$511.00
Exc Award (06/30/2017, 06/30/2018)																		
45762	LESTER PRAIRIE	02/24/1986	Active	27	0	0	0	0.00%	30		10			N	T,SC	1		\$100.00
Exc Award (06/30/2017)																		
37762	LONSDALE	12/27/1979	Active	34	9	1	8	30.77%	26	40	1		6		M,VP,SC	1	90+ Days	\$100.00
Exc Award (06/30/2022, 06/30/2024)																		
3064	MANKATO	09/26/1925	Active	18	1	0	1	5.88%	17		1			N	SC	0		\$262.50
43847	MANKATO SUNRISE	05/07/1984	Active	26	0	1	-1	-3.70%	27	33	5			N		5		\$1,990.00
Exc Award (06/30/2017)																		
132699	Mayer Area	10/20/2017	Active	18	6	2	4	28.57%	14	7	1			R	M,SC	5		
46808	MINNESOTA LAKE	01/05/1987	Active	18	0	0	0	0.00%	18		10				M,VP,SC	0		\$275.00



Club Health Assessment for District 5M 2 through March 2025

			Status	Membership							Reports					Finance	LCIF
Club Number	Club Name	Charter Date		Current Member Count	YTD Members Added	YTD Members Dropped	YTD Net Growth	YTD Net Growth%	Member Count 12 Months Ago	Avg. length of service for dropped members	Months Since Last MMR ***	Yrs. Since Last Officer Report	President Rotation	Vice President Reported ****	Months Since Last Activity Report ***	Account Balance	Donations for current Fiscal Year
			Number of times on status quo within last two years	If below 15 members appears				If net loss is greater than 20% appears			If no report in 3 months appears in	When more than one year appears in	Number of repeat terms	Notes the officers that do not have an active	If no report at 12 months appears in red		
Exc Award (06/30/2017)																	
42744	MONTGOMERY	06/20/1983	Active	23	0	0	0	0.00%	24		5			M,VP,SC	0		\$678.00
Exc Award (06/30/2018)																	
42153	NEW AUBURN	01/31/1983	Active	11	2	1	1	10.00%	12	26	4		N	M,SC	1		\$186.00
Exc Award (06/30/2017)																	
3014	NEW MARKET-ELKO-WEBSTER	06/06/1973	Active	42	1	4	-3	-6.67%	43	21	0		N	SC	0		\$50.00
129229	New Prague Area	10/26/2016	Active	22	0	0	0	0.00%	22		6		6	T,M,VP,SC	5		
Exc Award (06/30/2019)																	
3066	NEW RICHLAND	03/19/1969	Active	22	1	0	1	4.76%	21		2		9	M,VP,SC	3		\$100.00
3016	NICOLLET	02/29/1972	Active	46	3	2	1	2.22%	46	22	0		N	M,SC	0		\$1,818.00
Exc Award (06/30/2017, 06/30/2023)																	
3067	NORTHFIELD	10/24/1921	Active	32	3	0	3	10.34%	29		4			M,VP,SC	4		\$2,000.00
Exc Award (06/30/2017)																	
48858	NORWOOD YOUNG AMERICA	08/16/1988	Active	27	0	4	-4	-12.90%	31	6	0		N	SC	3		\$628.00
55138	NORWOOD-YOUNG AMERICA W CARVER	12/20/1993	Active	24	3	1	2	9.09%	20	3	0		2	N	SC	0	\$603.00
Exc Award (06/30/2017)																	
3068	OWATONNA	08/25/1922	Active	22	1	0	1	4.76%	22		7		IP	M,SC	6		\$100.00
Exc Award (06/30/2022)																	
42154	PLATO	01/17/1983	Active	31	2	1	1	3.33%	28	33	0			VP,SC	0		\$609.50
Exc Award (06/30/2016, 06/30/2019, 06/30/20																	
3019	PRIOR LAKE	11/05/1946	Active	30	1	6	-5	-14.29%	35	5	0		N		0		\$11,265.50
Exc Award (06/30/2017, 06/30/2022, 06/30/20																	
3026	SHAKOPEE	09/05/1962	Active	117	6	9	-3	-2.50%	119	10	0		N	M	7		\$3,000.00
59992	SHAKOPEE VALLEY	10/06/1997	Active	30	6	3	3	11.11%	27	5	0			VP,SC	5		\$100.00
Exc Award (06/30/2019)																	
3027	SILVER LAKE	09/26/1966	Active	46	1	0	1	2.22%	45		4			M,VP,SC	2		\$161.50
Exc Award (06/30/2017)																	
3024	ST PETER	05/08/1946	Active	67	6	4	2	3.08%	64	5	1		N	SC	6		\$300.00



Club Health Assessment for District 5M 2 through March 2025


			Status	Membership							Reports					Finance	LCIF
Club Number	Club Name	Charter Date		Current Member Count	YTD Members Added	YTD Members Dropped	YTD Net Growth	YTD Net Growth%	Member Count 12 Months Ago	Avg. length of service for dropped members	Months Since Last MMR ***	Yrs. Since Last Officer Report	President Rotation	Vice President Reported ****	Months Since Last Activity Report ***	Account Balance	Donations for current Fiscal Year
			Number of times on status quo within last two years	If below 15 members appears	If net loss is greater than 20% appears						If no report in 3 months appears in	When more than one year appears in	Number of repeat terms	Notes the officers that do not have an active	If no report at 12 months appears in red		
3029	STEWART	11/29/1965	Active	18	3	1	2	12.50%	16	3	0		3	R	M,SC	6	\$57.00
101925	VESELI AREA	05/10/2008	Active	27	0	2	-2	-6.90%	28	3	3		16	R	T,M,VP,SC	0	\$166.00
Exc Award (06/30/2024)																	
3031	VICTORIA	09/28/1966	Active	141	48	7	41	41.00%	100	20	0		2	N		3	\$5,500.00
Exc Award (07/01/2017)																	
3033	WACONIA	08/02/1945	Active	114	3	5	-2	-1.72%	113	16	2			N	SC	7	\$3.00
Exc Award (06/30/2023)																	
143455	WACONIA DANDYLIONS	11/03/2020	Active	72	5	0	5	7.46%	81		0			N		3	\$35.00
Exc Award (06/30/2022)																	
3079	WASECA	10/27/1927	Active	36	4	1	3	9.09%	33	51	2		2		T,M,VP,SC	7	\$400.00
Exc Award (06/30/2024)																	
3035	WATERTOWN	05/22/1952	Active	81	1	2	-1	-1.22%	80	44	1			R	SC	1	\$153.00
3080	WATERVILLE	01/15/1945	Active	44	4	2	2	4.76%	42	19	1		3	R	SC	0	\$1,003.00
31730	WELLS	02/24/1976	Active	19	2	4	-2	-9.52%	21	26	1		5		M,VP,SC	3	\$100.00
56921	WINNEBAGO	05/03/1995	Active	10	0	0	0	0.00%	10		4		10		M,VP,SC	0	\$600.00
42637	WINTHROP	05/31/1983	Active	22	0	0	0	0.00%	22		7		2	N	M,SC	2	\$203.00
Exc Award (06/30/2023, 06/30/2024)																	

Clubs Cancelled Previous Fiscal Year – Clubs Cancelled within last 12 months may be reinstated

Club Number		Club Name		Charter Date			Current Status*		Cancellation Date											
108191		WINSTED		04/22/2010			Cancelled(6*)		09/29/2023											
Current Total Clubs Count	YTD New Clubs Count	YTD Cancelled Clubs Count	YTD Net Club Gain	Current Total Members Count	YTD Add	YTD Drop	YTD Net Growth	YTD Net Growth %	Member Count 12 Months Ago	Average Member Count Per Club	% of Clubs with less than 20 members	% No MMR in 3 Months	% No Officer Report in 12 Months	% of Clubs with balance 90+ days	Number of Clubs in Status Quo	% Status Quo Clubs in Financial Suspension	Number of Cancelled Clubs	Average Cancelled Club Age	Members Lost Due to Cancellation	% of Clubs Cancelled for Non-Financial Reasons
63	0	0	0	2,308	199	146	53	2.35%	2,272	37	21%	29%	0%	2%	0	0%	0	0	0	0%



Club Health Assessment for District 5M 2 through March 2025

			Status	Membership							Reports					Finance	LCIF
Club Number	Club Name	Charter Date		Current Member Count	YTD Members Added	YTD Members Dropped	YTD Net Growth	YTD Net Growth%	Member Count 12 Months Ago	Avg. length of service for dropped members	Months Since Last MMR ***	Yrs. Since Last Officer Report	President Rotation	Vice President Reported ****	Months Since Last Activity Report ***	Account Balance	Donations for current Fiscal Year
			Number of times on status quo within last two years	If below 15 members appears				If net loss is greater than 20% appears			If no report in 3 months appears in	When more than one year appears in	Number of repeat terms	Notes the officers that do not have an active	If no report at 12 months appears in red		

* - P - Priority Club. Cancellation Reasons: 1-Objectives/conduct, 2-Non-active club, 5-Non-existing club, 6-Disbanding, 7-Merger, 8-Financial Suspension, 9-District/Multiple District Dues.
** - Abbreviation: P-President, S-Secretary, T-Treasurer, M-Member Chairperson, VP-First Vice President, MC-Communications Chairperson, SC-Service Chairperson
*** - Abbreviation: N/R - Never reported using the Lions Clubs website, N/A - Not applicable, No password registered for the Lions Clubs website.
**** - Abbreviation: N - New, IP - Immediate Past, R - Repeat.



Club Health Assessment for District 5M 3 through March 2025

Club Number	Club Name	Charter Date	Status	Membership							Reports					Finance	LCIF
				Current Member Count	YTD Members Added	YTD Members Dropped	YTD Net Growth	YTD Net Growth%	Member Count 12 Months Ago	Avg. length of service for dropped members	Months Since Last MMR ***	Yrs. Since Last Officer Report	President Rotation	Vice President Reported ****	Months Since Last Activity Report ***	Account Balance	Donations for current Fiscal Year
			Number of times on status quo within last two years	If below 15 members appears				If net loss is greater than 20% appears			If no report in 3 months appears	When more than one year appears in	Number of repeat terms	Notes the officers that do not have an active	If no report at 12 months appears in red		
Clubs more than two years old																	
31417	CANBY	12/19/1975	Active	12	1	3	-2	-14.29%	13	9	0		6	R	SC	1	
2994	CLARKFIELD	05/12/1953	Active	25	0	0	0	0.00%	26		11		2	N	T,M,SC	3	\$30.00
2995	COMFREY	05/27/1963	Active	7	0	1	-1	-12.50%	9	52	2			R	M,VP,SC	2	
2998	ECHO	04/18/1963	Cancelled(6*)	0	0	12	-12	-100.00%	12	7	3		None		P,S,T,M,VP SC	24+	
2999	FAIRMONT	02/06/1956	Active	20	1	0	1	5.26%	19		5		2	N	M,SC	1	\$625.00
3000	FULDA	01/24/1963	Active	24	0	0	0	0.00%	24		13			N	P,M,VP,SC	0	\$25.00
3002	GRANITE FALLS	04/09/1973	Active	38	1	1	0	0.00%	38	14	0			N	T,VP,SC	0	\$90.00
43984	HADLEY	06/30/1984	Active	36	14	3	11	44.00%	27	6	0		2	R	SC	0	\$65.00
Exc Award (06/30/2017)																	
3006	JACKSON	04/06/1960	Active	37	0	5	-5	-11.90%	42	26	2		3	N	M,VP,SC	7	\$1,000.00
34500	JASPER	10/18/1977	Active	27	4	3	1	3.85%	27	15	3			R		0	\$145.00
55465	JEFFERS COMMUNITY	03/28/1994	Active	18	5	1	4	28.57%	14	4	0				M,VP,SC	1	\$50.00
3008	LAKE BENTON	12/07/1966	Active	23	2	0	2	9.52%	21		1			N	P,T,M,SC	0	\$40.00
32313	LAKEFIELD	05/28/1976	Active	21	3	0	3	16.67%	18		0			N	M,SC	0	\$130.00
3009	LAMBERTON	01/15/1951	Active	11	0	0	0	0.00%	11		23		3		M,VP,SC	4	\$2,505.00
3010	LUCAN	09/17/1973	Active	46	4	2	2	4.55%	45	26	0			N		2	\$620.00
Exc Award (06/30/2023, 06/30/2024)																	
3011	LUVERNE	02/12/1958	Active	33	0	0	0	0.00%	34		12			N	P,T,VP,SC	0	\$120.00
51605	MADELIA	05/13/1991	Active	26	3	3	0	0.00%	29	19	0			N	M,SC	1	\$35.00
3012	MARSHALL	04/23/1946	Active	24	0	0	0	0.00%	24		9			N		0	\$130.00
Exc Award (06/30/2023)																	
29078	MILROY	04/16/1974	Active	31	0	0	0	0.00%	31		8		2	R	S,M,SC	4	\$115.00
Exc Award (07/30/2017)																	
3013	MORGAN	08/18/1955	Active	21	1	2	-1	-4.55%	22	68	0			N	M,SC	0	\$160.00
31418	MOUNTAIN LAKE	12/15/1975	Active(1)	22	1	1	0	0.00%	22	49	2			N	SC	0	\$30.00



Club Health Assessment for District 5M 3 through March 2025

			Status		Membership						Reports					Finance		LCIF		
Club Number	Club Name	Charter Date		Current Member Count	YTD Members Added	YTD Members Dropped	YTD Net Growth	YTD Net Growth%	Member Count 12 Months Ago	Avg. length of service for dropped members	Months Since Last MMR ***	Yrs. Since Last Officer Report	President Rotation	Vice President Reported ****	Months Since Last Activity Report ***	Account Balance	Donations for current Fiscal Year			
			Number of times on status quo within last two years	If below 15 members appears				If net loss is greater than 20% appears			If no report in 3 months appears in	When more than one year appears in	Number of repeat terms	Notes the officers that do not have an active	If no report at 12 months appears in red					
3015	NEW ULM	03/22/1929	Active	63	4	5	-1	-1.56%	65	4	1			N	T,M	0		\$1,020.00		
Exc Award (06/30/2023)																				
125178	Pipestone Lions Club	06/23/2015	Active	11	2	1	1	10.00%	7	0	1		2	R	SC	3		\$15.00		
3020	REDWOOD FALLS	06/07/1929	Active	39	2	0	2	5.41%	42		2		2	R	M,SC	3		\$255.00		
32063	SHERBURN	04/15/1976	Active	43	0	2	-2	-4.44%	45	33	7		2	R	P,M,VP,SC	0		\$370.00		
3028	SLEEPY EYE	01/04/1949	Active	18	1	0	1	5.88%	18		1				M,VP,SC	4		\$95.00		
128845	Springfield Area	09/06/2016	Active	30	5	1	4	15.38%	25	8	0			N	P	0		\$1,130.00		
3023	ST JAMES	10/16/1958	Active	19	0	2	-2	-9.52%	21	40	0			N	P,M,SC	2		\$430.00		
32354	TRACY	06/07/1976	Active	68	4	5	-1	-1.45%	74	20	1			N	M,SC	0		\$616.00		
Exc Award (06/30/2018, 07/01/2017)																				
32353	TRUMAN	06/16/1976	Active	11	0	4	-4	-26.67%	15	21	0			N	SC	3		\$85.00		
3030	TYLER	04/17/1972	Active	31	1	1	0	0.00%	30	0	3			N	M,VP,SC	0		\$110.00		
31240	VESTA	10/07/1975	Active	31	0	0	0	0.00%	31		20		12		M,VP,SC	2		\$50.00		
3032	WABASSO	11/17/1970	Active	66	2	6	-4	-5.71%	70	26	2				T,VP,SC	2		\$150.00		
47015	WESTBROOK	03/06/1987	Active(2)	18	3	1	2	12.50%	16	21	1			N	M,VP,SC	1		\$140.00		
3036	WINDOM	04/14/1971	Active	39	3	4	-1	-2.50%	41	19	0		2	R	SC	0		\$410.00		
Current Total Clubs Count	YTD New Clubs Count	YTD Cancelled Clubs Count	YTD Net Club Gain	Current Total Members Count	YTD Add	YTD Drop	YTD Net Growth	YTD Net Growth %	Member Count 12 Months Ago	Average Member Count Per Club	% of Clubs with less than 20 members	% No MMR in 3 Months	% No Officer Report in 12 Months	% of Clubs with balance 90+ days	Number of Clubs in Status Quo	% Status Quo Clubs in Financial Suspension	Number of Cancelled Clubs	Average Cancelled Club Age	Members Lost Due to Cancellation	% of Clubs Cancelled for Non-Financial Reasons
34	0	1	-1	989	67	69	-2	-0.20%	1,008	29	26%	32%	0%	0%	0	0%	1	62	12	100%

* - P - Priority Club. Cancellation Reasons: 1-Objectives/conduct, 2-Non-active club, 5-Non-existing club, 6-Disbanding, 7-Merger, 8-Financial Suspension, 9-District/Multiple District Dues.


** - Abbreviation: P-President, S-Secretary, T-Treasurer, M-Member Chairperson, VP-First Vice President, MC-Communications Chairperson, SC-Service Chairperson

*** - Abbreviation: N/R - Never reported using the Lions Clubs website, N/A - Not applicable, No password registered for the Lions Clubs website.

**** - Abbreviation: N - New, IP - Immediate Past, R - Repeat.



Club Health Assessment for District 5M 4 through March 2025

			Status	Membership							Reports					Finance	LCIF
Club Number	Club Name	Charter Date		Current Member Count	YTD Members Added	YTD Members Dropped	YTD Net Growth	YTD Net Growth%	Member Count 12 Months Ago	Avg. length of service for dropped members	Months Since Last MMR ***	Yrs. Since Last Officer Report	President Rotation	Vice President Reported ****	Months Since Last Activity Report ***	Account Balance	Donations for current Fiscal Year
			Number of times on status quo within last two years	If below 15 members appears				If net loss is greater than 20% appears			If no report in 3 months appears in	When more than one year appears in	Number of repeat terms	Notes the officers that do not have an active	If no report at 12 months appears in red		
Clubs less than two years old																	
177248	ALEXANDRIA CHAMPIONS	08/22/2024	Active	36	39	3	36	100.00%	0	0	0			VP	1	90+ Days	\$82.00
154469	Sauk Centre Sauk River Champions Exc Award (06/30/2024)	06/14/2023	Active	27	3	5	-2	-6.90%	29	1	1			VP	3		\$5.00
Clubs more than two years old																	
3132	ALEXANDRIA Exc Award (06/30/2017)	03/19/1963	Active	48	0	5	-5	-9.43%	51	21	2			VP	8		\$1,150.00
3133	APPLETON	05/05/1972	Active	15	0	0	0	0.00%	15		7		4	M,VP,SC	4		\$412.00
3134	ASHBY Exc Award (06/30/2017)	12/06/1967	Active	28	4	0	4	16.67%	23		7		2	N	M,SC	1	\$5.00
32502	ATWATER Exc Award (06/30/2017)	06/21/1976	Active	36	3	4	-1	-2.70%	37	25	2			T,M,VP,SC	4		\$250.00
3138	BENSON	12/15/1966	Active	48	8	0	8	20.00%	40		0			N	SC	0	\$156.00
2990	BIRD ISLAND	01/22/1964	Active	78	2	2	0	0.00%	79	14	3			N		3	\$3,752.00
3139	BRANDON Exc Award (06/30/2017)	03/18/1969	Active	15	1	1	0	0.00%	16	29	5		2		M,VP,SC	1	\$50.00
36678	BUFFALO LAKE Exc Award (06/30/2021, 06/30/2024)	03/05/1979	Active	57	4	4	0	0.00%	59	12	1		2		VP,SC	3	\$3,556.00
30549	CARLOS	04/14/1975	Active	19	3	1	2	11.76%	21	36	1		2	R	M,VP,SC	0	\$5.00
34503	CEDAR MILLS	10/18/1977	Active	5	0	0	0	0.00%	5		12		8		T,M,VP,SC	4	\$150.00
3141	CLARA CITY Exc Award (06/30/2017)	03/29/1946	Active	26	4	1	3	13.04%	23	52	2		2	N	M,VP,SC	0	\$948.00
3143	COSMOS	04/20/1964	Active	18	0	0	0	0.00%	19		0			N	P,M,VP,SC	3	\$100.00
2997	DANUBE	02/03/1955	Active	13	0	3	-3	-18.75%	16	20	7				M,VP,SC	4	\$5.00
42046	DARWIN	12/28/1982	Active	38	0	0	0	0.00%	37		8		None		P,T,M,VP,SC	N/R	\$25.00
44281	DAWSON	10/31/1984	Active(1)	2	0	0	0	0.00%	2		10		3		P,M,VP,SC	4	\$5.00
3146	ELBOW LAKE	05/22/1945	Active	44	4	4	0	0.00%	44	1	0			N	T,M,SC	3	\$140.00



Club Health Assessment for District 5M 4 through March 2025

			Status	Membership							Reports					Finance	LCIF	
Club Number	Club Name	Charter Date		Current Member Count	YTD Members Added	YTD Members Dropped	YTD Net Growth	YTD Net Growth%	Member Count 12 Months Ago	Avg. length of service for dropped members	Months Since Last MMR ***	Yrs. Since Last Officer Report	President Rotation	Vice President Reported ****	Months Since Last Activity Report ***	Account Balance	Donations for current Fiscal Year	
			Number of times on status quo within last two years	If below 15 members appears					If net loss is greater than 20% appears			If no report in 3 months appears in	When more than one year appears in	Number of repeat terms	Notes the officers that do not have an active	If no report at 12 months appears in red		
Exc Award (06/30/2017)																		
97970	EVANSVILLE	11/07/2006	Active	13	0	0	0	0.00%	13		12		15		P,M,VP,SC	1	90+ Days	\$512.00
30552	FAIRFAX	04/14/1975	Active	25	0	0	0	0.00%	23		11		7	R	M,SC	0		\$5.00
55139	FORADA	12/20/1993	Active	34	0	2	-2	-5.56%	36	6	4			N	M,SC	17		\$150.00
30254	FRANKLIN	02/21/1975	Active	19	0	1	-1	-5.00%	20	3	2			N	S,M,SC	3		\$5.00
Exc Award (06/30/2017)																		
105081	GARFIELD	03/25/2009	Active	12	0	0	0	0.00%	15		9			N	P,M,SC	0		\$5.00
3149	GLENWOOD	10/18/1940	Active	17	0	0	0	0.00%	17		5		3	R	T,M,SC	0		\$500.00
123557	Grant County	11/06/2014	Active	29	1	0	1	3.57%	28		5			N	SC	3		\$833.00
Exc Award (06/30/2018)																		
34159	GROVE CITY	06/29/1977	Active	18	1	3	-2	-10.00%	20	24	0		2	N	T,M,VP,SC	4		\$150.00
3150	HANCOCK	10/21/1953	Active	12	0	0	0	0.00%	12		2		4		M,VP,SC	2		\$62.00
36189	HECTOR	11/06/1978	Active	46	0	1	-1	-2.13%	46	7	5			N	M,VP,SC	3		\$312.00
Exc Award (06/30/2018, 06/30/2024)																		
3152	HOFFMAN	01/18/1968	Active	40	0	4	-4	-9.09%	43	9	7			N		4		\$300.00
3153	KENSINGTON	05/26/1964	Active	20	0	1	-1	-4.76%	21	17	7			N	P,M,VP,SC	4		\$12.00
45351	KERKHOVEN	09/30/1985	Active	27	0	2	-2	-6.90%	26	15	1		3		P,M,VP,SC	0		\$1,100.00
49098	KINGSTON	12/16/1988	Active	25	0	1	-1	-3.85%	26	36	1		7		P,T,M,VP,SC	4		\$75.00
3155	LITCHFIELD	01/23/1948	Active	46	0	3	-3	-6.12%	49	36	1			N	SC	7		\$1,350.00
Exc Award (06/30/2017)																		
29992	LOWRY	12/10/1974	Active	28	0	0	0	0.00%	28		12				M,VP,SC	3		\$224.00
Exc Award (06/30/2017)																		
3156	MAYNARD	01/30/1964	Active	20	2	5	-3	-13.04%	22	23	5		5		M,VP,SC	0		\$50.00
3158	MILAN	03/29/1951	Active	20	1	1	0	0.00%	20	17	2			N		4		\$334.00
Exc Award (06/30/2016, 06/30/2017)																		
29832	MILTONA	10/21/1974	Active	27	4	4	0	0.00%	30	3	0			R	M,SC	0		\$25.00
3159	MONTEVIDEO	04/01/1946	Active	29	0	4	-4	-12.12%	33	6	3		2	R	SC	2		\$2,476.00



Club Health Assessment for District 5M 4 through March 2025

			Status	Membership						Reports					Finance	LCIF	
Club Number	Club Name	Charter Date		Current Member Count	YTD Members Added	YTD Members Dropped	YTD Net Growth	YTD Net Growth%	Member Count 12 Months Ago	Avg. length of service for dropped members	Months Since Last MMR ***	Yrs. Since Last Officer Report	President Rotation	Vice President Reported ****	Months Since Last Activity Report ***	Account Balance	Donations for current Fiscal Year
			Number of times on status quo within last two years	If below 15 members appears				If net loss is greater than 20% appears			If no report in 3 months appears in	When more than one year appears in	Number of repeat terms	Notes the officers that do not have an active	If no report at 12 months appears in red		
Exc Award (06/30/2016, 06/30/2023)																	
3160	MORRIS	05/19/1939	Active	29	1	0	1	3.57%	26		6		2	R	M,SC	1	\$300.00
46809	NEW LONDON	01/09/1987	Active	15	1	0	1	7.14%	14		8			N	SC	2	\$258.00
Exc Award (06/30/2017)																	
3017	OLIVIA	01/09/1957	Active	24	1	1	0	0.00%	23	3	3		4	R	M,SC	2	\$12.00
Exc Award (06/30/2017)																	
3162	OSAKIS	06/22/1970	Active	20	0	0	0	0.00%	21		3			N	SC	3	\$590.00
40489	PENNOCK	11/25/1981	Active	19	0	1	-1	-5.00%	20	22	4		6		P,M,VP,SC	20	\$1,000.00
33993	RAYMOND	06/13/1977	Active	30	3	0	3	11.11%	28		3			N	M,SC	4	\$801.00
41819	RENVILLE	09/03/1982	Active	21	0	2	-2	-8.70%	23	16	0			N	M,SC	3	\$148.00
3022	SACRED HEART	05/01/1953	Active	17	1	2	-1	-5.56%	18	2	0			N	M,SC	1	\$1,233.35
Exc Award (06/30/2017)																	
3170	SAUK CENTRE	09/23/1946	Active	60	4	3	1	1.69%	61	18	0			N		0	\$4,581.50
Exc Award (06/30/2017, 06/30/2020, 06/30/2023)																	
38851	SPICER SUNRISE	08/04/1980	Active	46	3	2	1	2.22%	45	18	1			N		1	\$3,344.00
Exc Award (06/30/2017, 06/30/2023)																	
99512	VILLARD AREA	06/04/2007	Active	12	0	0	0	0.00%	12		8		7	R	M,VP,SC	6	\$5.00
3176	WATSON	01/19/1956	Active	13	0	1	-1	-7.14%	14	10	3			R	P,M,SC	2	\$112.00
Exc Award (06/30/2017)																	
32912	WENDELL	11/09/1976	Active	19	0	3	-3	-13.64%	24	24	3			N	M,SC	7	90+ Days \$350.00
3177	WHEATON	01/27/1947	Active	25	5	3	2	8.70%	23	10	2		2	R	P,M,SC	0	\$300.00
3178	WILLMAR NOON	09/13/1940	Active	22	3	3	0	0.00%	22	27	7			N	S,M,SC	4	\$1,632.00

Clubs Cancelled Previous Fiscal Year – Clubs Cancelled within last 12 months may be reinstated

Club Number	Club Name	Charter Date	Current Status*	Cancellation Date
145113	Willmar Vyas	04/08/2021	Cancelled(8*)	12/29/2023



Club Health Assessment for District 5M 4 through March 2025

				Status				Membership						Reports				Finance		LCIF
Club Number	Club Name	Charter Date																		

* - P - Priority Club. Cancellation Reasons: 1-Objectives/conduct, 2-Non-active club, 5-Non-existing club, 6-Disbanding, 7-Merger, 8-Financial Suspension, 9-District/Multiple District Dues.

** - Abbreviation: P-President, S-Secretary, T-Treasurer, M-Member Chairperson, VP-First Vice President, MC-Communications Chairperson, SC-Service Chairperson

*** - Abbreviation: N/R - Never reported using the Lions Clubs website, N/A - Not applicable, No password registered for the Lions Clubs website.

**** - Abbreviation: N - New, IP - Immediate Past, R - Repeat.



Club Health Assessment for District 5M 5 through March 2025

			Status	Membership							Reports					Finance	LCIF	
Club Number	Club Name	Charter Date		Current Member Count	YTD Members Added	YTD Members Dropped	YTD Net Growth	YTD Net Growth%	Member Count 12 Months Ago	Avg. length of service for dropped members	Months Since Last MMR ***	Yrs. Since Last Officer Report	President Rotation	Vice President Reported ****	Months Since Last Activity Report ***	Account Balance	Donations for current Fiscal Year	
			Number of times on status quo within last two years	If below 15 members appears				If net loss is greater than 20% appears			If no report in 3 months appears in	When more than one year appears in	Number of repeat terms	Notes the officers that do not have an active	If no report at 12 months appears in red			
Clubs more than two years old																		
2947	BLOOMINGTON	01/30/1951	Active	65	2	0	2	3.17%	63		1		2	N	SC	0	90+ Days	\$510.00
Exc Award (06/30/2016, 06/30/2017, 06/30/20																		
2949	BROOKLYN CENTER	03/30/1955	Active	32	1	2	-1	-3.03%	31	4	2			N	M	0		\$1,080.00
Exc Award (06/30/2016, 06/30/2017, 06/30/20																		
143549	Brooklyn Center Lady Lions	11/18/2020	Active	16	1	1	0	0.00%	15	3	2		5	R		1		\$310.00
Exc Award (06/30/2021, 06/30/2023)																		
2950	BROOKLYN PARK	05/24/1961	Active	27	2	0	2	8.00%	26		0		2	N	SC	0		\$516.00
Exc Award (06/30/2023)																		
82965	BROOKLYN PARK LADY	06/30/2004	Active	9	0	0	0	0.00%	9		3		2	N	SC	3		\$500.00
Exc Award (06/30/2017, 06/30/2018, 06/30/20																		
64953	CAMDEN	01/25/2002	Active	20	0	0	0	0.00%	22		9		12	R		2		\$25.00
Exc Award (06/30/2020)																		
2952	CORCORAN	12/01/1965	Active	32	0	1	-1	-3.03%	31	8	4		12	R	M,VP,SC	7		\$10.00
Exc Award (06/30/2021)																		
2953	CRYSTAL	05/16/1962	Active	17	0	1	-1	-5.56%	19	4	2		2	R	SC	2		\$10.00
29449	DAYTON	06/28/1974	Active	30	1	0	1	3.45%	29		1				VP,SC	5	90+ Days	\$625.00
2956	EDEN PRAIRIE	10/17/1960	Active	107	10	7	3	2.88%	109	20	2				VP,SC	2		\$1,000.00
Exc Award (06/30/2017, 06/30/2018)																		
145775	Eden Prairie Lioness	04/01/2021	Active	31	3	2	1	3.33%	32	2	1			R	SC	2		\$1,000.00
Exc Award (06/30/2023)																		
2957	EDINA	01/21/1946	Active	9	0	1	-1	-10.00%	10	3	4		5	N	M,SC	0		\$550.00
128310	Excelsior	07/21/2016	Active	60	9	7	2	3.45%	55	1	0			N	M,SC	2		\$500.00
Exc Award (06/30/2021, 06/30/2023, 06/30/20																		
34499	HAMEL	10/18/1977	Active	53	1	0	1	1.92%	58		4			N		0		\$11,960.00
Exc Award (06/30/2017, 06/30/2019, 06/30/20																		
2959	HOPKINS	11/28/1938	Active	39	3	5	-2	-4.88%	40	4	2				VP	0		\$600.00
Exc Award (06/30/2016, 06/30/2017, 06/30/20																		



Club Health Assessment for District 5M 5 through March 2025

			Status	Membership							Reports					Finance		LCIF
Club Number	Club Name	Charter Date		Current Member Count	YTD Members Added	YTD Members Dropped	YTD Net Growth	YTD Net Growth%	Member Count 12 Months Ago	Avg. length of service for dropped members	Months Since Last MMR ***	Yrs. Since Last Officer Report	President Rotation	Vice President Reported ****	Months Since Last Activity Report ***	Account Balance	Donations for current Fiscal Year	
			Number of times on status quo within last two years	If below 15 members appears				If net loss is greater than 20% appears			If no report in 3 months appears in	When more than one year appears in	Number of repeat terms	Notes the officers that do not have an active	If no report at 12 months appears in red			
46384	HOPKINS NOONTIME	06/30/1986	Active	12	0	0	0	0.00%	12		11			N	SC	5		\$250.00
	Exc Award (06/30/2017, 06/30/2019, 06/30/2020)																	
2960	LORETTO	05/22/1969	Active	18	5	2	3	20.00%	18	7	3		14		M,VP,SC	4		\$10.00
2961	MAPLE GROVE	03/05/1963	Active	82	10	12	-2	-2.38%	83	4	0				M,VP,SC	0		\$1,390.00
	Exc Award (06/30/2017, 06/30/2019, 06/30/2020)																	
82988	MINNEAPOLIS AMBASSADORS	06/30/2004	Active	104	12	6	6	6.12%	97	4	1			R	SC	2		\$11,005.00
	Exc Award (06/30/2017, 06/30/2019, 06/30/2020)																	
111413	MINNEAPOLIS CAN DO CANINES	06/22/2011	Active	14	1	0	1	7.69%	15		5			IP	SC	0		\$90.00
	Exc Award (06/30/2016, 06/30/2018)																	
105031	MINNEAPOLIS DOWNTOWN NEXT GENERATION	03/18/2009	Active	52	2	12	-10	-16.13%	63	3	0			N		1		\$610.00
	Exc Award (06/30/2016, 06/30/2017, 06/30/2020)																	
2970	MINNEAPOLIS NORTHEAST	05/06/1940	Active	72	3	4	-1	-1.37%	67	16	0			IP	SC	0		\$3,100.00
	Exc Award (06/30/2021, 06/30/2022, 06/30/2023)																	
127162	Minneapolis Northside Roaring Lions	03/25/2016	Active(2)	15	0	0	0	0.00%	15		12		4		T,M,VP,SC	5		\$10.00
	Exc Award (06/30/2019)																	
2972	MINNEAPOLIS RIVERVIEW	10/17/1962	Active	20	1	0	1	5.26%	19		2		23	N	M,SC	0		\$2,606.00
	Exc Award (06/30/2018, 06/30/2023, 06/30/2024)																	
2974	MINNEAPOLIS SOUTHWEST	02/25/1946	Active	6	0	0	0	0.00%	6		12		3	R	M	4		\$10.00
	Exc Award (06/30/2019)																	
107283	MINNEAPOLIS SPECIAL OLYMPIC MINNESOTA	01/18/2010	Active	17	0	0	0	0.00%	17		8		3		VP,SC	8		\$10.00
2976	NEW HOPE	11/19/1953	Active	43	5	2	3	7.50%	43	22	0		12	R	SC	0		\$500.00
	Exc Award (06/30/2017, 06/30/2019, 06/30/2020)																	
2977	NORTHWEST TONKA	08/30/1950	Active	38	0	1	-1	-2.56%	38	41	1			N	M,VP,SC	8		\$10.00
	Exc Award (06/30/2018, 06/30/2023)																	
2978	ORONO DISTRICT	03/16/1952	Active	25	0	0	0	0.00%	25		11		8	R	M,VP,SC	1		\$565.00
	Exc Award (06/30/2018)																	
2979	OSSEO	08/28/1944	Active	55	0	2	-2	-3.51%	59	3	0		2	R	SC	1		\$3,770.00



Club Health Assessment for District 5M 5 through March 2025

			Status								Membership										Reports				Finance		LCIF
Club Number	Club Name	Charter Date																									
				Current Member Count	YTD Members Added	YTD Members Dropped	YTD Net Growth	YTD Net Growth%	Member Count 12 Months Ago	Avg. length of service for dropped members	Months Since Last MMR ***	Yrs. Since Last Officer Report	President Rotation	Vice President Reported ****	Months Since Last Activity Report ***	Account Balance	Donations for current Fiscal Year										
			Number of times on status quo within last two years	If below 15 members appears				If net loss is greater than 20% appears			If no report in 3 months appears in	When more than one year appears in	Number of repeat terms	Notes the officers that do not have an active	If no report at 12 months appears in red												
Exc Award (06/30/2022, 06/30/2024)																											
2980	PLYMOUTH	11/11/1959	Active	25	2	5	-3	-10.71%	28	9	0			N	M,SC	1	\$5,000.00										
97536	RICHFIELD	06/30/2006	Active	18	2	1	1	5.88%	16	37	1		4	R	T,SC	0	\$1,500.00										
Exc Award (06/30/2016)																											
2982	ROBBINSDALE	02/28/1939	Active	33	18	6	12	57.14%	21	3	0			R	T,SC	2	\$500.00										
Exc Award (06/30/2017)																											
32910	ROGERS	11/04/1976	Active	79	4	9	-5	-5.95%	82	16	1			N	SC	1	\$1,000.00										
Exc Award (06/30/2017, 06/30/2018)																											
2984	ST BONIFACIUS	09/13/1971	Active	30	0	0	0	0.00%	29		11				M,VP,SC	4	\$100.00										
2985	ST LOUIS PARK	04/28/1942	Active	22	0	3	-3	-12.00%	25	30	3		2	R	SC	2	\$500.00										
Exc Award (06/30/2016, 06/30/2017, 06/30/2020)																											
2987	WAYZATA	08/27/1952	Active	23	5	0	5	27.78%	20		1		4	R	M,SC	7	\$9,200.00										
Exc Award (06/30/2018, 06/30/2023)																											
Current Total Clubs Count	YTD New Clubs Count	YTD Cancelled Clubs Count	YTD Net Club Gain	Current Total Members Count	YTD Add	YTD Drop	YTD Net Growth	YTD Net Growth %	Member Count 12 Months Ago	Average Member Count Per Club	% of Clubs with less than 20 members	% No MMR in 3 Months	% No Officer Report in 12 Months	% of Clubs with balance 90+ days	Number of Clubs in Status Quo	% Status Quo Clubs in Financial Suspension	Number of Cancelled Clubs	Average Cancelled Club Age	Members Lost Due to Cancellation	% of Clubs Cancelled for Non-Financial Reasons							
37	0	0	0	1,350	103	92	11	0.82%	1,347	36	30%	38%	0%	5%	0	0%	0	0	0	0%							

* - P - Priority Club. Cancellation Reasons: 1-Objectives/conduct, 2-Non-active club, 5-Non-existing club, 6-Disbanding, 7-Merger, 8-Financial Suspension, 9-District/Multiple District Dues.

** - Abbreviation: P-President, S-Secretary, T-Treasurer, M-Member Chairperson, VP-First Vice President, MC-Communications Chairperson, SC-Service Chairperson

*** - Abbreviation: N/R - Never reported using the Lions Clubs website, N/A - Not applicable, No password registered for the Lions Clubs website.

**** - Abbreviation: N - New, IP - Immediate Past, R - Repeat.



Club Health Assessment for District 5M 6 through March 2025

			Status	Membership							Reports					Finance	LCIF
Club Number	Club Name	Charter Date		Current Member Count	YTD Members Added	YTD Members Dropped	YTD Net Growth	YTD Net Growth%	Member Count 12 Months Ago	Avg. length of service for dropped members	Months Since Last MMR ***	Yrs. Since Last Officer Report	President Rotation	Vice President Reported ****	Months Since Last Activity Report ***	Account Balance	Donations for current Fiscal Year
			Number of times on status quo within last two years	If below 15 members appears				If net loss is greater than 20% appears			If no report in 3 months appears in	When more than one year appears in	Number of repeat terms	Notes the officers that do not have an active	If no report at 12 months appears in red		
Clubs more than two years old																	
124786	Afton/Bayport/Lakeland (ABL)	04/30/2015	Active	29	6	2	4	16.00%	25	1	3		2	R	0		\$1,595.00
Exc Award (06/30/2017, 06/30/2018, 06/30/2024)																	
2786	BURNSVILLE SAVAGE	05/12/1966	Active	49	7	3	4	8.89%	44	7	0		2	R	0		\$12,010.00
Exc Award (06/30/2022, 06/30/2024)																	
2793	COTTAGE GROVE	12/01/1970	Active(1)	101	22	3	19	23.17%	93	3	0			N	M,SC	1	\$100.00
Exc Award (06/30/2018, 06/30/2019)																	
2794	EAGAN L C	10/01/1969	Active	51	4	4	0	0.00%	50	7	4				VP	2	\$1,550.00
Exc Award (06/30/2023)																	
46184	FALCON HEIGHTS LAUDERDALE	05/14/1986	Active	46	1	0	1	2.22%	45		1			N		4	\$1,000.00
2796	FARMINGTON	03/31/1953	Active	18	0	9	-9	-33.33%	28	18	3			N	M,SC	0	\$100.00
Exc Award (06/30/2019)																	
2800	HASTINGS RIVERTOWN	01/23/1967	Active	28	2	0	2	7.69%	28		2			N	M	0	\$2,550.00
Exc Award (06/30/2019, 06/30/2022)																	
2803	LAKEVILLE	02/17/1953	Active	113	23	2	21	22.83%	92	6	0			N		0	\$5,210.00
Exc Award (06/30/2017, 06/30/2020, 06/30/2024)																	
55890	LAKEVILLE LAKESIDE	06/28/1994	Active	4	0	1	-1	-20.00%	5	38	0		7		M,VP,SC	1	
2806	MAPLEWOOD NORTH	03/23/1964	Active	20	1	1	0	0.00%	20	20	3			N	VP	0	\$50.00
Exc Award (06/30/2016, 06/30/2019)																	
2805	MAPLEWOOD OAKDALE L C	09/26/1963	Active	12	0	0	0	0.00%	15		9		5	R	M,SC	4	\$200.00
40195	MIESVILLE	06/30/1981	Active	21	0	1	-1	-4.55%	22	43	8		11	R	M,VP,SC	N/R	
2807	MOUNDS VIEW	10/05/1964	Active	13	0	2	-2	-13.33%	15	46	2		2	R		0	\$1,000.00
Exc Award (06/30/2017)																	
2808	NEW BRIGHTON	10/09/1950	Active	59	23	9	14	31.11%	44	10	0		2	N		1	\$5,025.00
Exc Award (06/30/2019)																	
2811	NORTH SAINT PAUL	02/20/1945	Active	16	0	0	0	0.00%	16		2		2	R	VP,SC	5	\$400.00
2813	NORTH SUBURBAN EVENING	04/26/1973	Active	16	0	0	0	0.00%	16		9				VP,SC	2	
Exc Award (06/30/2018)																	



Club Health Assessment for District 5M 6 through March 2025

			Status	Membership							Reports					Finance		LCIF
Club Number	Club Name	Charter Date		Current Member Count	YTD Members Added	YTD Members Dropped	YTD Net Growth	YTD Net Growth%	Member Count 12 Months Ago	Avg. length of service for dropped members	Months Since Last MMR ***	Yrs. Since Last Officer Report	President Rotation	Vice President Reported ****	Months Since Last Activity Report ***	Account Balance	Donations for current Fiscal Year	
			Number of times on status quo within last two years	If below 15 members appears				If net loss is greater than 20% appears			If no report in 3 months appears in	When more than one year appears in	Number of repeat terms	Notes the officers that do not have an active	If no report at 12 months appears in red			
2815	ROSEMOUNT	03/27/1962	Active	21	1	1	0	0.00%	19	3	3		9	VP,SC	4		\$125.00	
Exc Award (06/30/2019)																		
2812	ROSEVILLE	04/20/1955	Cancelled(6*)	0	0	11	-11	-100.00%	11	19	6		None	P,S,T,M,VP SC	24+			
Exc Award (06/30/2018)																		
41301	SCANDIA MARINE	05/05/1982	Active	127	11	9	2	1.60%	124	20	0		N	SC	0		\$2,200.00	
Exc Award (06/30/2016, 06/30/2017, 06/30/2018)																		
132532	Shoreview/Arden Hills	08/22/2017	Active	21	6	1	5	31.25%	16	0	3		R	M,SC	0		\$1,205.00	
Exc Award (06/30/2019, 06/30/2022, 06/30/2023)																		
2826	SOUTH ST PAUL	12/10/1946	Active	71	3	1	2	2.90%	69	3	2		N		6		\$2,000.00	
Exc Award (06/30/2024)																		
144826	SSP Southwest Lioness	02/11/2021	Active	21	2	0	2	10.53%	20		1		3	R M,SC	0		\$50.00	
Exc Award (06/30/2023)																		
2822	ST PAUL	06/18/1940	Active	26	1	5	-4	-13.33%	29	16	0		2	VP	7		\$2,100.00	
Exc Award (06/30/2017, 06/30/2020, 06/30/2021)																		
2821	ST PAUL EAST PARKS	08/02/1955	Active	17	0	0	0	0.00%	16		10		2	N M,SC	24+			
2820	ST PAUL EAST SIDE	11/20/1951	Active	13	1	2	-1	-7.14%	15	32	1		6	N SC	4			
33199	ST PAUL NORTH RAMSEY 500	01/13/1977	Active	13	3	0	3	30.00%	11		0		N		0		\$1,992.00	
Exc Award (06/30/2018, 06/30/2019)																		
2823	ST PAUL PARK NEWPORT	09/28/1955	Active	61	8	4	4	7.02%	58	12	1		N		6		\$5.00	
Exc Award (06/30/2024)																		
2828	STILLWATER	05/25/1928	Active	29	0	3	-3	-9.38%	33	24	0		N	M,SC	6		\$800.00	
39010	VADNAIS HEIGHTS	10/31/1980	Active	64	8	1	7	12.28%	60	0	0		N		0		\$6,090.00	
Exc Award (06/30/2016, 06/30/2017, 06/30/2018)																		
2829	WHITE BEAR LAKE	02/22/1945	Active	67	1	4	-3	-4.29%	69	6	1		N	M,VP,SC	4		\$10,618.45	
Exc Award (06/30/2019)																		
2830	WILDWOOD	05/24/1956	Active	39	0	5	-5	-11.36%	42	20	2		N	SC	2		\$2,100.00	
Exc Award (06/30/2018)																		
2831	WOODBURY	01/17/1969	Active	52	7	8	-1	-1.89%	53	6	1		2	VP	1		\$1,000.00	



Club Health Assessment for District 5M 6 through March 2025

			Status	Membership							Reports					Finance	LCIF
Club Number	Club Name	Charter Date		Current Member Count	YTD Members Added	YTD Members Dropped	YTD Net Growth	YTD Net Growth%	Member Count 12 Months Ago	Avg. length of service for dropped members	Months Since Last MMR ***	Yrs. Since Last Officer Report	President Rotation	Vice President Reported ****	Months Since Last Activity Report ***	Account Balance	Donations for current Fiscal Year
			Number of times on status quo within last two years	If below 15 members appears				If net loss is greater than 20% appears			If no report in 3 months appears in	When more than one year appears in	Number of repeat terms	Notes the officers that do not have an active	If no report at 12 months appears in red		

Clubs Cancelled Previous Fiscal Year – Clubs Cancelled within last 12 months may be reinstated

Club Number	Club Name	Charter Date	Current Status*	Cancellation Date
2801	INVER GROVE HEIGHTS	05/26/1966	Cancelled(6*)	09/29/2023

Current Total Clubs Count	YTD New Clubs Count	YTD Cancelled Clubs Count	YTD Net Club Gain	Current Total Members Count	YTD Add	YTD Drop	YTD Net Growth	YTD Net Growth %	Member Count 12 Months Ago	Average Member Count Per Club	% of Clubs with less than 20 members	% No MMR in 3 Months	% No Officer Report in 12 Months	% of Clubs with balance 90+ days	Number of Clubs in Status Quo	% Status Quo Clubs in Financial Suspension	Number of Cancelled Clubs	Average Cancelled Club Age	Members Lost Due to Cancellation	% of Clubs Cancelled for Non-Financial Reasons
31	0	1	-1	1,238	141	92	49	4.12%	1,203	40	29%	32%	0%	0%	0	0%	1	127	11	100%

* - P - Priority Club. Cancellation Reasons: 1-Objectives/conduct, 2-Non-active club, 5-Non-existing club, 6-Disbanding, 7-Merger, 8-Financial Suspension, 9-District/Multiple District Dues.

** - Abbreviation: P-President, S-Secretary, T-Treasurer, M-Member Chairperson, VP-First Vice President, MC-Communications Chairperson, SC-Service Chairperson

*** - Abbreviation: N/R - Never reported using the Lions Clubs website, N/A - Not applicable, No password registered for the Lions Clubs website.

**** - Abbreviation: N - New, IP - Immediate Past, R - Repeat.




Club Health Assessment for District 5M 7 through March 2025

Club Number	Club Name	Charter Date	Status	Membership							Reports					Finance	LCIF
				Current Member Count	YTD Members Added	YTD Members Dropped	YTD Net Growth	YTD Net Growth%	Member Count 12 Months Ago	Avg. length of service for dropped members	Months Since Last MMR ***	Yrs. Since Last Officer Report	President Rotation	Vice President Reported ****	Months Since Last Activity Report ***	Account Balance	Donations for current Fiscal Year
			Number of times on status quo within last two years	If below 15 members appears				If net loss is greater than 20% appears			If no report in 3 months appears	When more than one year appears in	Number of repeat terms	Notes the officers that do not have an active	If no report at 12 months appears in red		
Clubs more than two years old																	
32909	ALBERTVILLE	11/09/1976	Active	31	1	4	-3	-8.82%	35	12	0			N	M,SC	3	\$1,000.00
39026	ALMELUND	11/18/1980	Active	32	1	2	-1	-3.03%	33	22	2			N	M,SC	1	\$1,080.00
	Exc Award (06/30/2018, 06/30/2023)																
29903	ANDOVER	11/05/1974	Active	24	1	1	0	0.00%	25	21	0		3	R	SC	0	\$100.00
	Exc Award (06/30/2018)																
2946	ANNANDALE	11/14/1962	Active	67	4	2	2	3.08%	64	37	0			N	SC	1	\$5,000.00
	Exc Award (06/30/2018)																
2781	ANOKA	12/03/1951	Active	41	7	2	5	13.89%	40	7	0		3		VP	4	
	Exc Award (06/30/2017, 06/30/2018, 06/30/20)																
30496	BECKER	04/08/1975	Active	28	1	0	1	3.70%	28		2		3	R	M,SC	0	\$200.00
	Exc Award (06/30/2018, 06/30/2022)																
2783	BIG LAKE	11/05/1973	Active	26	2	3	-1	-3.70%	29	31	0			N		0	\$200.00
	Exc Award (06/30/2022, 06/30/2023)																
142946	Big Lake Lioness	09/23/2020	Active	10	1	2	-1	-9.09%	11	4	4				VP,SC	1	\$25.00
	Exc Award (06/30/2023)																
105994	BLAINE CENTRAL	06/23/2009	Active	13	0	0	0	0.00%	13		15			R		4	\$200.00
	Exc Award (06/30/2017, 06/30/2019, 06/30/20)																
2951	BUFFALO	10/17/1945	Active	22	0	1	-1	-4.35%	26	32	7			N		8	\$50.00
2787	CAMBRIDGE	02/03/1955	Active	13	0	3	-3	-18.75%	16	29	2		3	R	SC	3	\$450.00
	Exc Award (06/30/2018)																
30253	CEDAR EAST BETHEL	02/24/1975	Active	40	6	1	5	14.29%	39	15	2		4	R	S,T,M,VP,SC	1	\$100.00
29199	CENTERVILLE	04/30/1974	Active	28	3	1	2	7.69%	26	1	2			N	M,SC	2	\$1,065.00
	Exc Award (06/30/2018, 06/30/2022)																
2788	CHISAGO LAKES	06/03/1952	Active	47	7	3	4	9.30%	43	40	2		2	R		0	\$500.00
	Exc Award (06/30/2018)																
2789	CIRCLE PINESLEXINGTON	11/17/1955	Active	16	2	8	-6	-27.27%	21	7	2		2	N	M,SC	1	\$150.00
	Exc Award (06/30/2018)																



Club Health Assessment for District 5M 7 through March 2025

			Status	Membership							Reports					Finance	LCIF
Club Number	Club Name	Charter Date		Current Member Count	YTD Members Added	YTD Members Dropped	YTD Net Growth	YTD Net Growth%	Member Count 12 Months Ago	Avg. length of service for dropped members	Months Since Last MMR ***	Yrs. Since Last Officer Report	President Rotation	Vice President Reported ****	Months Since Last Activity Report ***	Account Balance	Donations for current Fiscal Year
			Number of times on status quo within last two years	If below 15 members appears				If net loss is greater than 20% appears			If no report in 3 months appears in	When more than one year appears in	Number of repeat terms	Notes the officers that do not have an active	If no report at 12 months red		
2790	CLEAR LAKE	05/14/1973	Active	81	0	3	-3	-3.57%	82	11	3			N	P,M,VP,SC	5	\$10,000.00
36190	CLEARWATER	11/20/1978	Active	40	4	3	1	2.56%	38	10	3		2	R	P,M,SC	6	90+ Days
	Exc Award (06/30/2017)																
37767	COKATO DASSEL	12/10/1979	Active	40	2	0	2	5.26%	41		4			N		4	\$800.00
	Exc Award (06/30/2018, 06/30/2022)																
2791	COLUMBIA HEIGHTS	08/17/1955	Active	50	1	1	0	0.00%	48	16	2		2	R	SC	1	
	Exc Award (06/30/2022)																
32283	COLUMBUS	05/25/1976	Active	27	3	2	1	3.85%	26	27	0			N	T,SC	0	\$200.00
	Exc Award (06/30/2022)																
2792	COON RAPIDS	02/04/1954	Active	39	8	7	1	2.63%	39	20	0			N	SC	0	\$1,050.00
	Exc Award (06/30/2018, 06/30/2022, 06/30/2024)																
101191	COON RAPIDS NORTH STAR	03/03/2008	Active	25	1	0	1	4.17%	24		6			N	M,SC	0	
2954	DELANO	11/04/1965	Active	33	3	5	-2	-5.71%	35	6	0		None	R	P,S,M	1	
2795	ELK RIVER	03/22/1971	Active	25	1	4	-3	-10.71%	30	22	3		2	N	T,M,SC	1	90+ Days
2797	FOREST LAKE	04/14/1960	Active	45	5	2	3	7.14%	40	4	0			N	SC	2	\$1,900.00
	Exc Award (06/30/2017, 06/30/2023)																
2798	FRIDLEY	12/15/1953	Active	54	3	1	2	3.85%	55	3	1			N	SC	3	\$1,100.00
	Exc Award (06/30/2024)																
44937	GRANDY	05/20/1985	Active	36	3	4	-1	-2.70%	37	18	1			N	T,M,SC	1	
2799	HAM LAKE L C	03/14/1966	Active	32	1	0	1	3.23%	34		2		2		M,VP,SC	0	\$5,000.00
	Exc Award (06/30/2018, 06/30/2022)																
31238	HANOVER	10/20/1975	Active	21	0	0	0	0.00%	20		10		2		T,M,VP,SC	4	\$3,000.00
	Exc Award (06/30/2022)																
35681	HOWARD LAKE	05/25/1978	Active	34	3	3	0	0.00%	34	16	1			N	SC	0	
	Exc Award (06/30/2018, 06/30/2019)																
30143	HUGO	01/27/1975	Active	24	2	1	1	4.35%	23	2	1			N	M	1	
	Exc Award (06/30/2018)																
28130	ISANTI	03/15/1974	Active	33	0	0	0	0.00%	33		12		6	R	P,S,VP	4	\$1,000.00



Club Health Assessment for District 5M 7 through March 2025

Club Number	Club Name	Charter Date	Status	Membership							Reports					Finance	LCIF
				Current Member Count	YTD Members Added	YTD Members Dropped	YTD Net Growth	YTD Net Growth%	Member Count 12 Months Ago	Avg. length of service for dropped members	Months Since Last MMR ***	Yrs. Since Last Officer Report	President Rotation	Vice President Reported ****	Months Since Last Activity Report ***	Account Balance	Donations for current Fiscal Year
			Number of times on status quo within last two years	If below 15 members appears				If net loss is greater than 20% appears			If no report in 3 months appears	When more than one year appears in	Number of repeat terms	Notes the officers that do not have an active	If no report at 12 months appears in red		
Exc Award (06/30/2018)																	
2804	LINO LAKES	04/28/1972	Active	16	8	1	7	77.78%	9	29	0		3	P,M,VP,SC	1		\$200.00
2962	MAPLE LAKE	10/11/1945	Active	40	12	5	7	21.21%	31	13	0		2	R SC	4		\$8,650.00
Exc Award (06/30/2018, 06/30/2024)																	
30761	MONTICELLO	05/12/1975	Active	79	0	2	-2	-2.47%	83	8	0			N SC	2		\$13,560.00
Exc Award (06/30/2016, 06/30/2018)																	
39027	MONTROSE	11/07/1980	Active	15	0	0	0	0.00%	16		9			N M,SC	0		\$500.00
2809	NORTH BRANCH	06/22/1973	Active	42	8	1	7	20.00%	33	2	1		2	N	1		\$4,000.00
Exc Award (06/30/2018)																	
103853	NOWTHEN	10/24/2008	Active	14	0	0	0	0.00%	15		9		None	P,M,VP	0		\$1,950.00
Exc Award (06/30/2022)																	
118463	OTSEGO	01/04/2013	Active	39	4	0	4	11.43%	44		1		2	N	1		\$1,000.00
2814	RAMSEY	08/31/1972	Active	23	6	7	-1	-4.17%	24	3	0		4	N SC	3		\$6,200.00
Exc Award (06/30/2018)																	
2983	ROCKFORD	04/25/1956	Active	50	3	6	-3	-5.66%	52	21	0		3	R M,SC	1		
Exc Award (06/30/2018, 06/30/2022)																	
2816	RUSH CITY	10/05/1971	Active	38	3	1	2	5.56%	36	2	6			N M,SC	4		\$662.00
Exc Award (06/30/2018, 06/30/2022)																	
34610	SANTIAGO	11/17/1977	Active	29	8	2	6	26.09%	27	15	7			N VP,SC	1		
2827	SPRING LAKE PARK	08/28/1956	Active	59	4	0	4	7.27%	56		3			VP,SC	1		\$1,350.00
Exc Award (06/30/2017, 06/30/2018, 06/30/2020)																	
2818	ST FRANCIS	08/07/1968	Active	14	1	2	-1	-6.67%	14	2	2			N S,M,SC	3		\$600.00
Exc Award (06/30/2017, 06/30/2018, 06/30/2020)																	
2986	ST MICHAEL	03/05/1964	Active	50	6	3	3	6.38%	47	7	0			N M,SC	1		\$2,000.00
Exc Award (06/30/2018)																	
33294	STACY	02/09/1977	Active	47	1	1	0	0.00%	47	5	0		2	R SC	0	90+ Days	\$1,000.00
Exc Award (06/30/2019, 06/30/2022)																	
29075	TAYLORS FALLS	04/10/1974	Active	16	2	3	-1	-5.88%	17	8	1		2	M,VP,SC	1		



Club Health Assessment for District 5M 7 through March 2025

INTERNATIONAL

Club Number	Club Name	Charter Date	Status	Membership							Reports					Finance	LCIF
				Current Member Count	YTD Members Added	YTD Members Dropped	YTD Net Growth	YTD Net Growth%	Member Count 12 Months Ago	Avg. length of service for dropped members	Months Since Last MMR ***	Yrs. Since Last Officer Report	President Rotation	Vice President Reported ****	Months Since Last Activity Report ***	Account Balance	Donations for current Fiscal Year
			Number of times on status quo within last two years	If below 15 members appears				If net loss is greater than 20% appears			If no report in 3 months appears in	When more than one year appears in	Number of repeat terms	Notes the officers that do not have an active	If no report at 12 months appears in red		
40733	WAVERLY	01/31/1982	Active	43	0	1	-1	-2.27%	44	1	4		2	R	M,VP,SC	2	\$200.00
31241	WYOMING	10/07/1975	Active	9	0	0	0	0.00%	9		21		3		M,VP,SC	4	
Exc Award (06/30/2017, 06/30/2018)																	
151327	Zimmerman Area	06/17/2022	Active	12	0	0	0	0.00%	19		9				T,M,VP	0	90+ Days

Clubs Cancelled Previous Fiscal Year – Clubs Cancelled within last 12 months may be reinstated

Club Number	Club Name	Charter Date	Current Status*	Cancellation Date
101006	HANOVER CROW RIVER	01/24/2008	Cancelled(6*)	07/29/2023

Current Total Clubs Count	YTD New Clubs Count	YTD Cancelled Clubs Count	YTD Net Club Gain	Current Total Members Count	YTD Add	YTD Drop	YTD Net Growth	YTD Net Growth %	Member Count 12 Months Ago	Average Member Count Per Club	% of Clubs with less than 20 members	% No MMR in 3 Months	% No Officer Report in 12 Months	% of Clubs with balance 90+ days	Number of Clubs in Status Quo	% Status Quo Clubs in Financial Suspension	Number of Cancelled Clubs	Average Cancelled Club Age	Members Lost Due to Cancellation	% of Clubs Cancelled for Non-Financial Reasons
51	0	0	0	1,712	142	104	38	2.27%	1,711	34	22%	35%	0%	8%	0	0%	0	0	0	0%

* - P - Priority Club. Cancellation Reasons: 1-Objectives/conduct, 2-Non-active club, 5-Non-existing club, 6-Disbanding, 7-Merger, 8-Financial Suspension, 9-District/Multiple District Dues.

** - Abbreviation: P-President, S-Secretary, T-Treasurer, M-Member Chairperson, VP-First Vice President, MC-Communications Chairperson, SC-Service Chairperson

*** - Abbreviation: N/R - Never reported using the Lions Clubs website, N/A - Not applicable, No password registered for the Lions Clubs website.

**** - Abbreviation: N - New, IP - Immediate Past, R - Repeat.




Club Health Assessment for District 5M 8 through March 2025

Club Number	Club Name	Charter Date	Status	Membership							Reports					Finance	LCIF
				Current Member Count	YTD Members Added	YTD Members Dropped	YTD Net Growth	YTD Net Growth%	Member Count 12 Months Ago	Avg. length of service for dropped members	Months Since Last MMR ***	Yrs. Since Last Officer Report	President Rotation	Vice President Reported ****	Months Since Last Activity Report ***	Account Balance	Donations for current Fiscal Year
			Number of times on status quo within last two years	If below 15 members appears				If net loss is greater than 20% appears			If no report in 3 months appears	When more than one year appears in	Number of repeat terms	Notes the officers that do not have an active	If no report at 12 months appears in red		
Clubs less than two years old																	
154467	Milaca Area	06/13/2023	Active	25	0	7	-7	-21.88%	32	1	0		3	R	SC	0	\$115.16
157641	Pine County Northern Lights Lions	04/04/2024	Active	30	3	1	2	7.14%	0	0	3		2	R	M,SC	1	\$15.16
Clubs more than two years old																	
3131	ALBANY	03/07/1950	Active	59	3	1	2	3.51%	57	47	0			N	P,T,M,VP,SC	2	\$515.16
	Exc Award (06/30/2018)																
3135	AVON	04/20/1966	Active	77	3	2	1	1.32%	76	3	0			N	M,SC	0	\$615.16
	Exc Award (06/30/2018)																
140179	Avon Hills	11/18/2019	Active	22	1	5	-4	-15.38%	28	4	2		2	R	SC	8	\$3,360.48
	Exc Award (06/30/2022)																
3136	BELGRADE	09/21/1960	Active	40	2	2	0	0.00%	38	4	1		2	R	T,VP,SC	5	\$15.16
	Exc Award (06/30/2017, 06/30/2018)																
46810	BROWERVILLE	01/20/1987	Active	30	4	2	2	7.14%	28	13	5			N	T,M,SC	3	\$38.91
102392	BUCKMAN AREA	06/11/2008	Active	10	0	0	0	0.00%	12		9		14	R	T,M,VP,SC	1	\$15.16
	Exc Award (06/30/2018)																
3142	COLD SPRING	05/03/1945	Active	25	1	2	-1	-3.85%	26	31	7				VP,SC	14	\$365.16
	Exc Award (06/30/2017)																
62345	COLD SPRING HOME PRIDE	09/13/1999	Active	38	1	3	-2	-5.00%	39	10	2			N		0	\$2,330.16
	Exc Award (06/30/2017, 06/30/2018, 06/30/2020)																
82969	DUELM AREA	06/30/2004	Active	61	2	5	-3	-4.69%	66	21	0			N		0	\$865.16
	Exc Award (06/30/2018, 06/30/2022)																
2901	EAGLE BEND	04/17/1973	Active	20	0	0	0	0.00%	20		8			N	P,T,M,VP,SC	0	\$158.91
	Exc Award (06/30/2018)																
3145	EDEN VALLEY	10/24/1967	Active	45	13	3	10	28.57%	39	15	0		2	N	M,VP,SC	0	\$15.16
	Exc Award (06/30/2017, 06/30/2018)																
88584	FARMING	06/09/2005	Active	33	0	0	0	0.00%	33		2			N	P,SC	0	\$2,040.16
	Exc Award (06/30/2018, 06/30/2024)																
42524	FINLAYSON & GIESE L C	04/29/1983	Active	23	3	3	0	0.00%	23	8	3		3		M,VP,SC	0	\$1,015.16




Club Health Assessment for District 5M 8 through March 2025

			Status	Membership							Reports					Finance	LCIF
Club Number	Club Name	Charter Date		Current Member Count	YTD Members Added	YTD Members Dropped	YTD Net Growth	YTD Net Growth%	Member Count 12 Months Ago	Avg. length of service for dropped members	Months Since Last MMR ***	Yrs. Since Last Officer Report	President Rotation	Vice President Reported ****	Months Since Last Activity Report ***	Account Balance	Donations for current Fiscal Year
			Number of times on status quo within last two years	If below 15 members appears					If net loss is greater than 20% appears		If no report in 3 months appears in	When more than one year appears in	Number of repeat terms	Notes the officers that do not have an active	If no report at 12 months appears in red		
Exc Award (06/30/2018, 06/30/2019)																	
3147	FOLEY	03/11/1958	Active	41	2	0	2	5.13%	39		2			N	M,SC	1	\$415.16
Exc Award (06/30/2018, 06/30/2024)																	
3148	FREEPORT	04/08/1965	Active	45	3	7	-4	-8.16%	49	12	1			N	M,SC	0	\$1,515.16
Exc Award (06/30/2017, 06/30/2018, 06/30/2020)																	
29076	GRASSTON	04/08/1974	Active	17	1	1	0	0.00%	17	14	1		None		P,T,M,VP,SC	1	\$15.16
Exc Award (06/30/2018)																	
31237	GREENWALD	10/07/1975	Active	28	0	0	0	0.00%	28		4			N	M,SC	0	\$1,065.16
Exc Award (06/30/2018, 06/30/2023)																	
36793	GREY EAGLE-BURTRUM	03/30/1979	Active	37	2	3	-1	-2.63%	38	9	2		3	R	S,SC	0	\$515.16
Exc Award (06/30/2018)																	
2854	HINCKLEY	01/24/1972	Active	29	1	1	0	0.00%	31	17	1			N	SC	24+	\$515.16
Exc Award (06/30/2018)																	
30710	HOLDINGFORD	05/19/1975	Active	31	1	0	1	3.33%	30		6			N		0	\$15.16
Exc Award (06/30/2017)																	
2856	ISLE	01/11/1971	Active	51	1	5	-4	-7.27%	53	2	0		2	R	M,SC	0	\$1,015.16
Exc Award (06/30/2019)																	
40095	KIMBALL	06/18/1981	Active	47	0	2	-2	-4.08%	48	26	3			N	SC	1	\$365.16
Exc Award (06/30/2018)																	
45064	LAKE HENRY	06/13/1985	Active	21	0	4	-4	-16.00%	25	12	0		3		M,VP,SC	5	\$415.16
89654	LE SAUK TOWNSHIP AREA	11/17/2005	Active	28	0	3	-3	-9.68%	31	14	3			N	SC	0	\$115.16
Exc Award (06/30/2018)																	
55966	LINCOLN SCANDIA VALLEY TOWNSHP	07/05/1994	Active	44	5	1	4	10.00%	46	25	0		3	R	M,SC	0	\$838.91
Exc Award (06/30/2018, 06/30/2019)																	
2857	LITTLE FALLS	01/30/1922	Active	40	3	0	3	8.11%	40		5			N	P,VP	0	90+ Days \$1,015.16
Exc Award (06/30/2018)																	
58677	LITTLE FALLS DANDEE	09/05/1996	Active	28	3	2	1	3.70%	28	16	3				M,VP,SC	0	\$15.16
Exc Award (06/30/2018)																	
45559	LITTLE FALLS LINDBERGH	12/18/1985	Active	23	5	0	5	27.78%	18		5			N	M,SC	0	\$215.16



Club Health Assessment for District 5M 8 through March 2025

			Status	Membership							Reports					Finance	LCIF
Club Number	Club Name	Charter Date		Current Member Count	YTD Members Added	YTD Members Dropped	YTD Net Growth	YTD Net Growth%	Member Count 12 Months Ago	Avg. length of service for dropped members	Months Since Last MMR ***	Yrs. Since Last Officer Report	President Rotation	Vice President Reported ****	Months Since Last Activity Report ***	Account Balance	Donations for current Fiscal Year
			Number of times on status quo within last two years	If below 15 members appears				If net loss is greater than 20% appears			If no report in 3 months appears in	When more than one year appears in	Number of repeat terms		Notes the officers that do not have an active	If no report at 12 months appears in red	
2919	LONG PRAIRIE	01/11/1954	Active	49	3	4	-1	-2.00%	45	19	0		2	N		0	\$1,058.91
	Exc Award (06/30/2018)																
43327	LUXEMBURG	01/31/1984	Active	32	1	2	-1	-3.03%	33	4	0				VP,SC	0	\$515.16
	Exc Award (06/30/2018)																
3157	MELROSE	03/19/1958	Active	38	0	1	-1	-2.56%	39	3	2				M,VP,SC	8	\$1,015.16
2860	MORA	06/24/1958	Active	48	3	8	-5	-9.43%	52	7	0			IP	M,SC	6	\$1,215.16
	Exc Award (06/30/2018, 06/30/2019, 06/30/2020)																
2861	MOTLEY	12/16/1971	Active	20	2	3	-1	-4.76%	21	3	1		2	R	T,M,SC	0	\$15,738.91
40353	NEW MUNICH	09/28/1981	Active	22	1	0	1	4.76%	21		0			N	T,M,VP,SC	0	\$15.16
31419	OGILVIE	12/15/1975	Active	19	0	0	0	0.00%	22		8			N	SC	11	\$1,215.16
	Exc Award (06/30/2018)																
34814	ONAMIA	12/27/1977	Active	26	4	1	3	13.04%	23	3	2				P,VP,SC	4	\$265.16
	Exc Award (06/30/2018)																
3163	PAYNESVILLE	09/03/1946	Active	59	5	7	-2	-3.28%	61	22	0			N	M,VP,SC	1	\$1,195.16
	Exc Award (06/30/2017, 06/30/2022, 06/30/2023)																
2864	PIERZ	05/05/1964	Active	68	5	1	4	6.25%	67	5	1			R	M,SC	0	\$535.16
2865	PINE CITY	01/25/1966	Active	39	2	6	-4	-9.30%	43	13	3			N		0	\$515.16
53682	PINE CITY PINE AREA	09/17/1992	Active	38	2	0	2	5.56%	40		0			N	SC	0	\$515.16
	Exc Award (06/30/2016, 06/30/2017, 06/30/2020)																
2866	PRINCETON	10/23/1952	Active	63	3	8	-5	-7.35%	69	16	0			N	S,M,VP,SC	1	\$1,715.16
	Exc Award (06/30/2016, 06/30/2017, 06/30/2020)																
78167	RAMEY MORRILL AREA	01/30/2004	Active	18	0	0	0	0.00%	18		5			N	P,SC	7	\$15.16
	Exc Award (06/30/2018)																
45482	RANDALL CUSHING AREA L C	11/11/1985	Active	17	1	7	-6	-26.09%	21	13	1			N	M,SC	1	\$338.91
37768	RICE	12/04/1979	Active	41	0	0	0	0.00%	41		11			N	P,M,SC	0	\$2,015.16
	Exc Award (06/30/2018)																
3164	RICHMOND	10/07/1964	Active	59	2	0	2	3.51%	57		0		3	R		1	\$315.16
	Exc Award (06/30/2018)																



Club Health Assessment for District 5M 8 through March 2025

			Status	Membership							Reports					Finance	LCIF	
Club Number	Club Name	Charter Date		Current Member Count	YTD Members Added	YTD Members Dropped	YTD Net Growth	YTD Net Growth%	Member Count 12 Months Ago	Avg. length of service for dropped members	Months Since Last MMR ***	Yrs. Since Last Officer Report	President Rotation	Vice President Reported ****	Months Since Last Activity Report ***	Account Balance	Donations for current Fiscal Year	
			Number of times on status quo within last two years	If below 15 members appears					If net loss is greater than 20% appears			If no report in 3 months appears in	When more than one year appears in	Number of repeat terms	Notes the officers that do not have an active	If no report at 12 months appears in red		
2868	ROCK CREEK	06/29/1972	Active	58	2	3	-1	-1.69%	59	3	0			N	VP	2		\$1,015.16
Exc Award (06/30/2018)																		
31650	ROCKVILLE	02/11/1976	Active	41	3	0	3	7.89%	41		1			N	P,T,VP,SC	3		\$15.16
Exc Award (06/30/2016)																		
36372	ROYALTON	12/28/1978	Active	41	3	1	2	5.13%	39	5	2				M,VP,SC	7		\$1,315.16
3165	SAINT CLOUD	07/18/1927	Active	36	0	0	0	0.00%	37		11		2	N	M,SC	0		\$565.16
2869	SANDSTONE	11/02/1962	Active	39	1	4	-3	-7.14%	37	15	0			N		0		\$1,215.16
Exc Award (06/30/2016)																		
59993	SANDSTONE QUARRY	10/08/1997	Active	32	0	3	-3	-8.57%	39	3	0			N	SC	0		\$415.16
Exc Award (06/30/2018)																		
3169	SARTELL	10/27/1965	Active	24	2	1	1	4.35%	23	15	1		9		VP	1	90+ Days	\$115.16
Exc Award (06/30/2018, 06/30/2024)																		
3171	SAUK RAPIDS	09/13/1929	Active	31	3	3	0	0.00%	34	16	0			N	SC	0		\$565.16
Exc Award (06/30/2016, 06/30/2017)																		
61679	SAUK RAPIDS RIVERSIDE	03/26/1999	Active	76	6	11	-5	-6.17%	84	6	0			N		4		\$1,590.16
Exc Award (06/30/2018, 06/30/2022, 06/30/2024)																		
121348	Sauk Rapids Tinville	02/17/2014	Active	51	1	0	1	2.00%	51		6			R	T,SC	6		\$1,015.16
Exc Award (06/30/2018)																		
46611	SOBIESKI	10/28/1986	Active	63	1	2	-1	-1.56%	62	31	0			N	M,SC	2		\$3,015.16
43204	ST AUGUSTA	12/05/1983	Active	44	0	3	-3	-6.38%	47	24	2				M,VP,SC	1		\$515.16
3166	ST CLOUD METRO	09/17/1973	Active	43	0	0	0	0.00%	43		12			N	M,SC	8		\$265.16
Exc Award (06/30/2017, 06/30/2018)																		
3167	ST JOSEPH	02/25/1964	Active	52	5	1	4	8.33%	48	1	0				VP,SC	0		\$1,015.16
Exc Award (06/30/2018)																		
62793	ST JOSEPH Y2K	02/21/2000	Active	34	3	0	3	9.68%	28		0			N	SC	0		\$315.16
Exc Award (06/30/2016, 06/30/2018, 06/30/2024)																		
41820	ST MARTIN	09/20/1982	Active	31	2	3	-1	-3.13%	32	33	0			N	SC	0		\$265.16
Exc Award (06/30/2017, 06/30/2018, 06/30/2024)																		



Club Health Assessment for District 5M 8 through March 2025

			Status	Membership							Reports					Finance	LCIF
Club Number	Club Name	Charter Date		Current Member Count	YTD Members Added	YTD Members Dropped	YTD Net Growth	YTD Net Growth%	Member Count 12 Months Ago	Avg. length of service for dropped members	Months Since Last MMR ***	Yrs. Since Last Officer Report	President Rotation	Vice President Reported ****	Months Since Last Activity Report ***	Account Balance	Donations for current Fiscal Year
			Number of times on status quo within last two years	If below 15 members appears				If net loss is greater than 20% appears			If no report in 3 months appears in	When more than one year appears in	Number of repeat terms	Notes the officers that do not have appears in an active	If no report at 12 months red		
40990	ST ROSA	03/08/1982	Active	28	1	0	1	3.70%	27		0		2	R SC	0		\$325.16
	Exc Award (06/30/2018)																
3168	ST STEPHEN	06/30/1972	Active(1)	32	1	3	-2	-5.88%	34	34	3			VP,SC	5		\$815.16
	Exc Award (06/30/2018)																
54578	STAPLES 93	06/11/1993	Active	33	1	2	-1	-2.94%	36	20	0			N	0		\$2,758.91
	Exc Award (06/30/2019, 06/30/2023)																
2936	STAPLES HOST	12/12/1938	Active	61	3	4	-1	-1.61%	60	20	0			P,VP	0		\$3,938.91
	Exc Award (06/30/2016, 06/30/2017, 06/30/20)																
34498	STURGEON LAKE	10/24/1977	Active	40	0	3	-3	-6.98%	38	6	1			N	0		\$6,215.16
	Exc Award (06/30/2018)																
2870	SWANVILLE	12/10/1951	Active	127	3	1	2	1.60%	125	4	0			N P,M,VP,SC	2		\$1,015.16
	Exc Award (06/30/2018)																
2872	UPSALA	12/07/1967	Active	26	1	1	0	0.00%	26	30	8			N T,VP,SC	0		\$765.16
	Exc Award (06/30/2018)																
3175	WATKINS	10/15/1973	Active	38	1	5	-4	-9.52%	42	8	0			N M,SC	1		\$1,015.16

Clubs Cancelled Previous Fiscal Year – Clubs Cancelled within last 12 months may be reinstated

Club Number	Club Name	Charter Date	Current Status*	Cancellation Date
62258	RANDALL-CUSHING LITTLE ELK	07/23/1999	Cancelled(6*)	06/29/2024

Current Total Clubs Count	YTD New Clubs Count	YTD Cancelled Clubs Count	YTD Net Club Gain	Current Total Members Count	YTD Add	YTD Drop	YTD Net Growth	YTD Net Growth %	Member Count 12 Months Ago	Average Member Count Per Club	% of Clubs with less than 20 members	% No MMR in 3 Months	% No Officer Report in 12 Months	% of Clubs with balance 90+ days	Number of Clubs in Status Quo	% Status Quo Clubs in Financial Suspension	Number of Cancelled Clubs	Average Cancelled Club Age	Members Lost Due to Cancellation	% of Clubs Cancelled for Non-Financial Reasons
71	0	0	0	2,785	140	167	-27	-0.96%	2,803	39	7%	31%	0%	3%	0	0%	0	0	0	0%

* - P - Priority Club. Cancellation Reasons: 1-Objectives/conduct, 2-Non-active club, 5-Non-existing club, 6-Disbanding, 7-Merger, 8-Financial Suspension, 9-District/Multiple District Dues.

** - Abbreviation: P-President, S-Secretary, T-Treasurer, M-Member Chairperson, VP-First Vice President, MC-Communications Chairperson, SC-Service Chairperson

*** - Abbreviation: N/R - Never reported using the Lions Clubs website, N/A - Not applicable, No password registered for the Lions Clubs website.

**** - Abbreviation: N - New, IP - Immediate Past, R - Repeat.



Club Health Assessment for District 5M 9 through March 2025

Club Number	Club Name	Charter Date	Status	Membership							Reports					Finance	LCIF
				Current Member Count	YTD Members Added	YTD Members Dropped	YTD Net Growth	YTD Net Growth%	Member Count 12 Months Ago	Avg. length of service for dropped members	Months Since Last MMR ***	Yrs. Since Last Officer Report	President Rotation	Vice President Reported ****	Months Since Last Activity Report ***	Account Balance	Donations for current Fiscal Year
			Number of times on status quo within last two years	If below 15 members appears				If net loss is greater than 20% appears			If no report in 3 months appears	When more than one year appears in	Number of repeat terms	Notes the officers that do not have an active	If no report at 12 months red		
Clubs less than two years old																	
157313	Brainerd Lakes Area Lions Breakfast Club	03/27/2024	Active	35	19	3	16	84.21%	21	0	2		3	N	S,M,SC	2	90+ Days \$60.00
179765	Crow Wing-Cass County Veterans-Law Enforcement	03/31/2025	Newly Chartered	21	21	0	21	100.00%	0		0				M,VP,SC	N/A	
153899	Pelican Rapids Area	06/14/2023	Active	9	0	1	-1	-10.00%	12	1	3		3		M,VP,SC	5	
178050	Sylvan Township Jacobs Crew	09/03/2024	Active	50	50	0	50	100.00%	0		4			R		2	\$10.00
Clubs more than two years old																	
2833	AITKIN Exc Award (06/30/2022)	05/05/1926	Active	53	2	1	1	1.92%	52	25	0		2		VP	0	\$1,120.00
30324	AKELEY	03/06/1975	Active	15	5	0	5	50.00%	10		0		3	R	S,M,VP,SC	1	
45763	ALDRICH	02/24/1986	Active	9	0	4	-4	-30.77%	13	3	3		None		P,T,M,VP,SC	3	
46502	BACKUS Exc Award (06/30/2021, 06/30/2022)	08/04/1986	Active	18	0	2	-2	-10.00%	20	3	3			N		0	\$2,480.00
2892	BATTLE LAKE	08/09/1956	Active	53	7	4	3	6.00%	50	17	4				M,VP,SC	0	\$471.25
34082	BAXTER Exc Award (06/30/2017)	06/20/1977	Active	21	0	0	0	0.00%	23		8			N	SC	3	\$1,510.00
29783	BLUFFTON Exc Award (06/30/2022)	09/30/1974	Active	33	0	1	-1	-2.94%	36	10	0			N		0	\$805.00
2839	BRAINERD	11/26/1921	Active	29	3	1	2	7.41%	27	7	2		2	R	SC	0	\$550.00
32708	CALLAWAY	09/29/1976	Active	17	0	0	0	0.00%	17		12		2	R	P,T,M,SC	3	
31416	CAMPBELL	12/22/1975	Active	13	1	0	1	8.33%	12		5		4		M,VP,SC	3	
2895	CASS LAKE	10/27/1947	Active	15	2	4	-2	-11.76%	22	40	8		4		M,VP,SC	4	\$305.00
44510	CORMORANT Exc Award (06/30/2023)	01/04/1985	Active	62	2	2	0	0.00%	62	9	2			N	M	3	\$1,200.00
41869	CROSSLAKE IDEAL Exc Award (06/30/2021)	10/26/1982	Active	55	0	6	-6	-9.84%	62	10	0		None	N	P,M,SC	3	\$45.00
2843	CUYUNA RANGE	12/29/1937	Active	46	0	0	0	0.00%	46		8				M,VP,SC	4	\$1,000.00



Club Health Assessment for District 5M 9 through March 2025

			Status	Membership							Reports					Finance	LCIF
Club Number	Club Name	Charter Date		Current Member Count	YTD Members Added	YTD Members Dropped	YTD Net Growth	YTD Net Growth%	Member Count 12 Months Ago	Avg. length of service for dropped members	Months Since Last MMR ***	Yrs. Since Last Officer Report	President Rotation	Vice President Reported ****	Months Since Last Activity Report ***	Account Balance	Donations for current Fiscal Year
			Number of times on status quo within last two years	If below 15 members appears				If net loss is greater than 20% appears			If no report in 3 months appears in	When more than one year appears in	Number of repeat terms	Notes the officers that do not have an active	If no report at 12 months appears in red		
Exc Award (06/30/2017, 06/30/2018)																	
2897	DALTON	11/15/1973	Active	11	0	0	0	0.00%	11		5		14	R	M,VP,SC	3	\$160.00
2898	DEER CREEK	05/07/1973	Active	29	2	2	0	0.00%	28	40	2		2		M,VP,SC	7	\$1,000.00
2899	DETROIT LAKES	04/25/1957	Active	21	5	3	2	10.53%	20	6	0			IP	M,SC	8	\$700.00
128065	Dunn Township Dunvilla	06/23/2016	Active	17	0	0	0	0.00%	17		4		2	R	SC	2	\$100.00
150512	East Gull Lake Camp Confidence	04/26/2022	Active	44	2	1	1	2.33%	44	3	0				VP	0	\$10.00
Exc Award (06/30/2023, 06/30/2024)																	
45560	ELIZABETH	12/18/1985	Active	25	0	2	-2	-7.41%	28	6	4		None	N	P,M,SC	0	\$125.00
Exc Award (06/30/2017, 06/30/2019)																	
40734	EMILY OUTING 50 LK AREA	01/18/1982	Active	46	7	0	7	17.95%	39		2			N	M,SC	0	\$1,160.00
Exc Award (06/30/2021, 06/30/2022, 06/30/2023)																	
144647	Erie Township Four Corners	12/29/2020	Active	20	0	0	0	0.00%	16		10		2	N	M,SC	0	\$15.00
2907	FRAZEE	10/15/1973	Active	30	0	0	0	0.00%	30		5		5	N	M,SC	2	\$750.00
40491	GARRISON BAY LAKE AREA	11/24/1981	Active	27	4	7	-3	-10.00%	33	7	4		None	R	P,T,M	4	\$2,360.00
Exc Award (06/30/2019)																	
36038	GATEWAY L C	09/21/1978	Active	35	4	5	-1	-2.78%	36	5	0			N	M,SC	3	\$232.00
29991	HACKENSACK	12/13/1974	Active	41	0	1	-1	-2.38%	50	2	2		3		VP	0	\$21,165.00
Exc Award (06/30/2021)																	
2913	HENNING	03/06/1972	Active	27	4	3	1	3.85%	26	2	0		2	R	SC	4	\$100.00
35143	HEWITT	03/31/1978	Active	18	0	3	-3	-14.29%	21	16	7				M,VP,SC	0	\$100.00
Exc Award (06/30/2022)																	
32907	HILL CITY	11/04/1976	Active	39	1	1	0	0.00%	39	5	1		5		S,M,VP,SC	8	\$200.00
Exc Award (06/30/2017)																	
142427	Jenkins Area	08/06/2020	Active	8	0	0	0	0.00%	11		5		2	R	M,SC	5	\$100.00
35993	LAPORTE BENEDICT L C	08/28/1978	Active	23	5	1	4	21.05%	21	9	4		9	R	M,SC	1	
61090	LEADER	08/20/1998	Active	10	0	0	0	0.00%	10		7		2		P,M,VP,SC	3	\$250.00
32710	LONGVILLE	09/27/1976	Active	28	2	2	0	0.00%	28	2	6			N	M,SC	4	\$100.00



Club Health Assessment for District 5M 9 through March 2025

			Status	Membership							Reports					Finance		LCIF
Club Number	Club Name	Charter Date		Current Member Count	YTD Members Added	YTD Members Dropped	YTD Net Growth	YTD Net Growth%	Member Count 12 Months Ago	Avg. length of service for members	Months Since Last MMR ***	Yrs. Since Last Officer Report	President Rotation	Vice President Reported ****	Months Since Last Activity Report ***	Account Balance	Donations for current Fiscal Year	
			Number of times on status quo within last two years	If below 15 members appears				If net loss is greater than 20% appears			If no report in 3 months appears in	When more than one year appears in	Number of repeat terms	Notes the officers that do not have an active	If no report at 12 months appears in red			
Exc Award (06/30/2017, 06/30/2019, 06/30/2020)																		
126602	Malmo Area	02/12/2016	Active	14	1	14	-13	-48.15%	27	7	1			M,VP	4		\$815.00	
Exc Award (06/30/2018, 06/30/2022)																		
2858	MC GREGOR	11/09/1965	Active	69	11	14	-3	-4.17%	71	14	0		3	R	M,SC	0	\$2,245.00	
45649	MERRIFIELD	01/31/1986	Active	19	0	4	-4	-17.39%	18	15	7		4		M,VP,SC	2	\$30.00	
66556	NEVIS	08/23/2002	Active	23	0	0	0	0.00%	27		1			N		0	\$130.00	
Exc Award (06/30/2017, 06/30/2019, 06/30/2020)																		
2924	NEW YORK MILLS	11/22/1968	Active	95	5	6	-1	-1.04%	96	26	1			N	SC	0	\$4,166.00	
2863	NISSWA	12/26/1972	Active	88	9	11	-2	-2.22%	91	10	0			N		2	\$3,424.00	
Exc Award (06/30/2017, 06/30/2022)																		
2931	NORTHLAND L C	12/04/1973	Active	34	3	0	3	9.68%	34		4		6	N	M,SC	2	\$105.00	
Exc Award (06/30/2022)																		
43135	OSAGE	11/21/1983	Active	32	2	0	2	6.67%	35		3		3	R	SC	0	\$1,020.00	
32193	OTTERTAIL	05/05/1976	Active	56	13	2	11	24.44%	41	4	0			N	M,VP,SC	6	\$9,530.00	
Exc Award (06/30/2018, 06/30/2022, 06/30/2020)																		
49341	PALISADE AREA LIONS	03/27/1989	Active	24	1	0	1	4.35%	24		1		2	R		0	\$1,926.00	
2927	PARK RAPIDS	04/09/1954	Active	35	3	3	0	0.00%	35	4	1		2	R	M,SC	0	\$430.00	
Exc Award (06/30/2022, 06/30/2024)																		
2928	PARKERS PRAIRIE	12/09/1963	Active	47	2	0	2	4.44%	45		2				P,M,VP	0	\$390.00	
98529	PARKERS PRAIRIE PRIDE	02/09/2007	Active	21	3	0	3	16.67%	17		1				M,VP,SC	0		
Exc Award (06/30/2022)																		
96830	PEQUOT LAKES BREEZY POINT	04/03/2006	Active	11	1	0	1	10.00%	10		0		2	R	SC	0	\$100.00	
2929	PERHAM	04/14/1972	Active	11	0	0	0	0.00%	11		8		3	R	M,SC	4		
148870	Perham Area Community	11/04/2021	Active	11	2	1	1	10.00%	14	3	6		4	N	M,SC	4		
44414	PILLAGER & AREA	12/11/1984	Active	48	7	1	6	14.29%	49	4	0		2	R		0	\$1,595.00	
Exc Award (06/30/2017, 06/30/2022, 06/30/2020)																		
36192	PINE RIVER	11/17/1978	Active	23	0	0	0	0.00%	23		7		2	R	M,SC	1	\$205.00	



Club Health Assessment for District 5M 9 through March 2025

INTERNATIONAL

Club Number	Club Name	Charter Date	Status	Membership							Reports					Finance	LCIF
			Current Member Count	YTD Members Added	YTD Members Dropped	YTD Net Growth	YTD Net Growth%	Member Count 12 Months Ago	Avg. length of service for dropped members	Months Since Last MMR ***	Yrs. Since Last Officer Report	President Rotation	Vice President Reported ****	Months Since Last Activity Report ***	Account Balance	Donations for current Fiscal Year	
			Number of times on status quo within last two years	If below 15 members appears				If net loss is greater than 20% appears			If no report in 3 months appears in	When more than one year appears in	Number of repeat terms	Notes the officers that do not have an active	If no report at 12 months appears in red		
41821	RIVERSIDE FERGUS FALLS	09/13/1982	Active	15	3	0	3	25.00%	14		2			N	2		\$280.00
	Exc Award (06/30/2017)																
125181	Rothsay	06/18/2015	Active	10	0	1	-1	-9.09%	11	1	0			N	1		\$2,240.00
	Exc Award (06/30/2023, 06/30/2024)																
2935	SEBEKA	04/22/1969	Active	10	0	1	-1	-9.09%	11	44	2		5	R	M,SC	0	\$135.00
34731	UNDERWOOD	12/15/1977	Active	47	2	2	0	0.00%	47	17	0			N	P,T,SC	0	\$1,000.00
	Exc Award (06/30/2024)																
34612	URBANK	11/17/1977	Active	18	4	3	1	5.88%	19	7	0		3		M,VP,SC	5	\$1,000.00
2941	VERGAS	02/19/1968	Active	62	8	1	7	12.73%	57	10	4				M,VP,SC	0	\$6,270.00
	Exc Award (06/30/2017, 06/30/2019, 06/30/2020)																
2942	VERNDALE	02/21/1968	Active	35	2	3	-1	-2.78%	37	8	0		2	N	M	0	\$440.00
	Exc Award (06/30/2016, 06/30/2022, 06/30/2023)																
2943	WADENA	01/23/1922	Active	46	3	6	-3	-6.12%	52	26	0				T,M,VP,SC	0	\$560.00
	Exc Award (06/30/2022)																
38018	WALKER	02/01/1980	Active	24	0	2	-2	-7.69%	27	30	3		8	N	T,M,SC	0	\$600.00

Clubs Cancelled Previous Fiscal Year – Clubs Cancelled within last 12 months may be reinstated

Club Number	Club Name	Charter Date	Current Status*	Cancellation Date
37769	DENT	12/31/1979	Cancelled(6*)	05/29/2024

Current Total Clubs Count	YTD New Clubs Count	YTD Cancelled Clubs Count	YTD Net Club Gain	Current Total Members Count	YTD Add	YTD Drop	YTD Net Growth	YTD Net Growth %	Member Count 12 Months Ago	Average Member Count Per Club	% of Clubs with less than 20 members	% No MMR in 3 Months	% No Officer Report in 12 Months	% of Clubs with balance 90+ days	Number of Clubs in Status Quo	% Status Quo Clubs in Financial Suspension	Number of Cancelled Clubs	Average Cancelled Club Age	Members Lost Due to Cancellation	% of Clubs Cancelled for Non-Financial Reasons
64	2	0	2	1,981	233	135	98	5.20%	1,936	31	33%	45%	0%	2%	0	0%	0	0	0	0%

* - P - Priority Club. Cancellation Reasons: 1-Objectives/conduct, 2-Non-active club, 5-Non-existing club, 6-Disbanding, 7-Merger, 8-Financial Suspension, 9-District/Multiple District Dues.

** - Abbreviation: P-President, S-Secretary, T-Treasurer, M-Member Chairperson, VP-First Vice President, MC-Communications Chairperson, SC-Service Chairperson

*** - Abbreviation: N/R - Never reported using the Lions Clubs website, N/A - Not applicable, No password registered for the Lions Clubs website.

**** - Abbreviation: N - New, IP - Immediate Past, R - Repeat.



Club Health Assessment for District 5M 10 through March 2025

			Status	Membership							Reports					Finance		LCIF	
Club Number	Club Name	Charter Date		Current Member Count	YTD Members Added	YTD Members Dropped	YTD Net Growth	YTD Net Growth%	Member Count 12 Months Ago	Avg. length of service for dropped members	Months Since Last MMR ***	Yrs. Since Last Officer Report	President Rotation	Vice President Reported ****	Months Since Last Activity Report ***	Account Balance	Donations for current Fiscal Year		
			Number of times on status quo within last two years	If below 15 members appears					If net loss is greater than 20% appears					If no report in 3 months appears in	When more than one year appears in	Number of repeat terms	Notes the officers that do not have an active	If no report at 12 months appears in red	
Clubs more than two years old																			
2835	BABBITT	03/21/1973	Active	24	2	1	1	4.35%	24	40	2			N	P,M,VP,SC	1	90+ Days	\$1,200.00	
Exc Award (06/30/2016, 06/30/2019, 06/30/2020)																			
2890	BEMIDJI	03/31/1939	Active	82	2	5	-3	-3.53%	84	10	0		2	R	SC	0		\$3,354.66	
Exc Award (06/30/2016, 06/30/2017, 06/30/2020)																			
62135	BEMIDJI FIRST CITY	06/21/1999	Active	22	1	0	1	4.76%	22		6		None		P,M,VP,SC	2		\$880.00	
Exc Award (06/30/2017, 06/30/2020)																			
45650	BIG FALLS	01/13/1986	Active	28	3	2	1	3.70%	26	11	1		14		T,M,VP,SC	3		\$245.00	
Exc Award (06/30/2018)																			
2837	BIGFORK	02/18/1957	Active(2)	9	0	1	-1	-10.00%	0	44	2		2	N	M,SC	1			
41302	BLACKDUCK	05/12/1982	Active	3	0	3	-3	-50.00%	6	32	2		9		M,VP,SC	2			
2840	CARLTON AREA	05/05/1972	Active	33	6	2	4	13.79%	27	5	2			N		0		\$500.00	
Exc Award (06/30/2018, 06/30/2019, 06/30/2020)																			
130754	Chisholm	04/27/2017	Active	12	5	0	5	71.43%	8		0		4		M,VP	2			
2842	COOK	09/28/1973	Active	86	23	2	21	32.31%	68	13	0		5	R	SC	2		\$2,095.00	
Exc Award (06/30/2016, 06/30/2017, 06/30/2020)																			
2844	DEER RIVER	08/26/1946	Active	42	10	2	8	23.53%	34	37	0			N	P,M,SC	3		\$1,180.00	
Exc Award (06/30/2017, 06/30/2018, 06/30/2020)																			
2845	DULUTH	09/21/1945	Active	76	2	4	-2	-2.56%	74	14	0			N		1		\$1,305.00	
Exc Award (06/30/2017, 06/30/2019, 06/30/2020)																			
126518	Duluth Campus Lions at University of Minnesota	01/18/2016	Active	9	8	3	5	125.00%	4	2	1			N	SC	1	90+ Days		
Exc Award (06/30/2022)																			
2850	GRAND MARAIS	05/08/1951	Active	27	4	8	-4	-12.90%	36	13	1		2		S,M,VP,SC	2		\$513.89	
Exc Award (06/30/2016, 06/30/2020)																			
2851	GRAND RAPIDS CAP BAKER	12/13/1921	Active	80	6	1	5	6.67%	75	2	4			N	M	0		\$535.00	
Exc Award (06/30/2016, 06/30/2017, 06/30/2020)																			
35142	GRAND RAPIDS STAR OF THE NORTH	03/17/1978	Active	47	4	5	-1	-2.08%	49	16	0			N	M,SC	2		\$100.00	
Exc Award (06/30/2018, 06/30/2022)																			



Club Health Assessment for District 5M 10 through March 2025

Club Number	Club Name	Charter Date	Status	Membership							Reports					Finance	LCIF
				Current Member Count	YTD Members Added	YTD Members Dropped	YTD Net Growth	YTD Net Growth%	Member Count 12 Months Ago	Avg. length of service members	Months Since Last MMR ***	Yrs. Since Last Officer Report	President Rotation	Vice President Reported ****	Months Since Last Activity Report ***	Account Balance	Donations for current Fiscal Year
			Number of times on status quo within last two years	If below 15 members appears				If net loss is greater than 20% appears			If no report in 3 months appears in	When more than one year appears in	Number of repeat terms	Notes the officers that do not have an active	If no report at 12 months red		
2838	GREENWAY L C	04/27/1939	Active	34	0	4	-4	-10.53%	39	3	2		18	R	P,M,VP,SC	2	
	Exc Award (06/30/2017, 06/30/2018, 06/30/2020)																
2852	HIBBING	10/06/1947	Active(3)	3	2	0	2	200.00%	2		1				S,M,VP,SC	2	
	Exc Award (06/30/2017)																
2855	INTERNATIONAL FALLS	06/08/1954	Cancelled(8*)	0	0	10	-10	-100.00%	10	10	3	2	None		P,S,T,M,VP SC	23	90+ Days
	Exc Award (06/30/2016, 06/30/2017)																
36293	ORR	12/11/1978	Active	14	1	0	1	7.69%	13		0		5		T,M,VP,SC	7	\$460.00
	Exc Award (06/30/2017, 06/30/2018, 06/30/2020)																
2867	PROCTOR	06/23/1972	Active(1)	6	0	2	-2	-25.00%	8	3	7		6	N	S,M,SC	7	
	Exc Award (06/30/2019, 06/30/2021)																
2847	Quad Cities	11/03/1921	Active	37	27	1	26	236.36%	14	0	0			R	M,SC	0	\$240.00
	Exc Award (06/30/2018, 06/30/2020)																
28121	TWO HARBORS	02/07/1974	Active(2)	16	0	0	0	0.00%	16		4		5		M,VP,SC	2	90+ Days
	Exc Award (06/30/2017, 06/30/2018)																
2873	VIRGINIA	10/01/1947	Cancelled(7*)	0	2	21	-19	-100.00%	19	17	3		None		P,S,T,M,VP SC	24+	
	Exc Award (06/30/2017, 06/30/2018, 06/30/2020)																

Clubs Cancelled Previous Fiscal Year – Clubs Cancelled within last 12 months may be reinstated

Club Number	Club Name	Charter Date	Current Status*	Cancellation Date
129738	Bemidji State University NTC	01/10/2017	Cancelled(8*)	06/29/2024

Current Total Clubs Count	YTD New Clubs Count	YTD Cancelled Clubs Count	YTD Net Gain	Current Total Members Count	YTD Add	YTD Drop	YTD Net Growth	YTD Net Growth %	Member Count 12 Months Ago	Average Member Count Per Club	% of Clubs with less than 20 members	% No MMR in 3 Months	% No Officer Report in 12 Months	% of Clubs with balance 90+ days	Number of Clubs in Status Quo	% Status Quo Clubs in Financial Suspension	Number of Cancelled Clubs	Average Cancelled Club Age	Members Lost Cancellation	% of Clubs Cancelled for Non-Financial Reasons
21	0	2	-2	690	108	77	31	4.70%	658	33	38%	19%	0%	14%	0	0%	2	78	31	0%

* - P - Priority Club. Cancellation Reasons: 1-Objectives/conduct, 2-Non-active club, 5-Non-existing club, 6-Disbanding, 7-Merger, 8-Financial Suspension, 9-District/Multiple District Dues.


** - Abbreviation: P-President, S-Secretary, T-Treasurer, M-Member Chairperson, VP-First Vice President, MC-Communications Chairperson, SC-Service Chairperson

*** - Abbreviation: N/R - Never reported using the Lions Clubs website, N/A - Not applicable, No password registered for the Lions Clubs website.

**** - Abbreviation: N - New, IP - Immediate Past, R - Repeat.



Club Health Assessment for District 5M 11 through March 2025

			Status	Membership							Reports					Finance		LCIF
Club Number	Club Name	Charter Date		Current Member Count	YTD Members Added	YTD Members Dropped	YTD Net Growth	YTD Net Growth%	Member Count 12 Months Ago	Avg. length of service for dropped members	Months Since Last MMR ***	Yrs. Since Last Officer Report	President Rotation	Vice President Reported ****	Months Since Last Activity Report ***	Account Balance	Donations for current Fiscal Year	
			Number of times on status quo within last two years	If below 15 members appears				If net loss is greater than 20% appears			If no report in 3 months appears in	When more than one year appears in	Number of repeat terms		Notes the officers that do not have an active	If no report at 12 months appears in red		
Clubs more than two years old																		
2886	ADA	02/14/1952	Active	21	1	0	1	5.00%	22		6		2	N	M,SC	0		
30091	ALVARADO	01/10/1975	Active	18	0	3	-3	-14.29%	21	15	2		None		P,M,VP,SC	2		\$500.00
2887	ARGYLE	02/06/1952	Active	72	0	0	0	0.00%	71		8		None		P,S,T,M,VP SC	0	90+ Days	
2888	BAGLEY	01/28/1974	Active	15	3	0	3	25.00%	12		3			IP	M,VP,SC	0		\$75.00
2889	BARNESVILLE	02/28/1952	Active	43	4	4	0	0.00%	43	12	1				M,VP,SC	1		\$550.00
62564	BARNESVILLE THURSDAY NITE	12/20/1999	Active	15	0	4	-4	-21.05%	25	2	1			N	M,SC	1		
2896	CROOKSTON	09/14/1938	Active	40	1	6	-5	-11.11%	46	20	0		None		P,T,M,VP,SC	2		\$350.00
2900	DILWORTH	10/22/1962	Active	52	4	7	-3	-5.45%	55	19	0			N	M,SC	0		\$1,000.00
Exc Award (06/30/2017, 06/30/2021)																		
82709	DILWORTH LOCO	06/22/2004	Active	16	0	2	-2	-11.11%	18	17	5			N	M,SC	2		\$75.00
2906	FERTILE	11/28/1956	Active	14	0	0	0	0.00%	14		7			N	M,VP,SC	0		
Exc Award (06/30/2016, 06/30/2017)																		
42748	FLOM & AREA L C	06/30/1983	Active	17	0	0	0	0.00%	18		8				M,VP,SC	1		\$500.00
33200	FOSSTON-LENGBY	01/24/1977	Active	33	3	1	2	6.45%	32	17	0			N	M,SC	1		\$1,000.00
Exc Award (06/30/2017, 06/30/2018)																		
39265	GARY	01/13/1981	Active	15	0	0	0	0.00%	15		7				P,T,M,VP,SC	24+		\$100.00
2908	GLYNDON	02/14/1966	Active	9	0	0	0	0.00%	9		10		3	N	M,SC	2		\$100.00
Exc Award (06/30/2016, 06/30/2018)																		
31236	GONVICK	10/07/1975	Active(2)	32	0	0	0	0.00%	32		2	1	None		P,S,T,M,VP SC	3	90+ Days	
2909	GOODRIDGE	11/01/1961	Active(1)	35	4	1	3	9.38%	34	0	3		4	R	P,T,M,VP,SC	1		\$500.00
62113	GOODRIDGE LION TAMERS	06/16/1999	Active	21	1	1	0	0.00%	21	5	5			N	M,SC	5		\$1,000.00
44511	GREENBUSH-BADGER	01/17/1985	Active	28	0	3	-3	-9.68%	29	14	1				M,VP,SC	2		\$100.00
2910	GRYGLA	01/20/1971	Active	72	2	5	-3	-4.00%	75	20	1			R	P,M,SC	0		\$300.00
2912	HALSTAD	04/18/1972	Active	12	2	0	2	20.00%	12		0		3		M,VP,SC	1	90+ Days	
29831	HAWLEY	10/17/1974	Active	48	8	1	7	17.07%	41	18	1				T,M,VP,SC	1		\$500.00



Club Health Assessment for District 5M 11 through March 2025

			Status	Membership							Reports					Finance	LCIF
Club Number	Club Name	Charter Date		Current Member Count	YTD Members Added	YTD Members Dropped	YTD Net Growth	YTD Net Growth%	Member Count 12 Months Ago	Avg. length of service for dropped members	Months Since Last MMR ***	Yrs. Since Last Officer Report	President Rotation	Vice President Reported ****	Months Since Last Activity Report ***	Account Balance	Donations for current Fiscal Year
			Number of times on status quo within last two years	If below 15 members appears				If net loss is greater than 20% appears			If no report in 3 months appears in	When more than one year appears in	Number of repeat terms	Notes the officers that do not have an active	If no report at 12 months appears in red		
30325	HITTERDAL	03/11/1975	Active(1)	19	1	1	0	0.00%	20	33	2		2	M,VP,SC	0		\$500.00
Exc Award (06/30/2017)																	
2914	KARLSTAD	09/28/1951	Active	27	0	1	-1	-3.57%	28	10	3		2	R M,SC	1		\$300.00
Exc Award (06/30/2023)																	
2916	LAKE BRONSON	04/28/1960	Active	10	0	0	0	0.00%	10		8		9	M,VP,SC	6		\$150.00
2918	LANCASTER	01/08/1961	Active	39	5	2	3	8.33%	36	6	0		2	R M,VP,SC	0		\$100.00
137920	Mahnomen-Waubun Area	05/15/2019	Active	15	1	2	-1	-6.25%	22	6	1		2	M,VP,SC	0		
99769	MOORHEAD	06/29/2007	Active	19	1	1	0	0.00%	19	2	7		3	M,VP,SC	2		\$50.00
2923	MOORHEAD MIDDAY CENTRAL	12/10/1958	Active	14	1	3	-2	-12.50%	15	24	1			P,M,VP,SC	8		\$100.00
34611	NEWFOLDEN	11/29/1977	Active	22	1	1	0	0.00%	23	4	5			M,VP,SC	2		\$150.00
29905	OSLO	11/05/1974	Active	24	4	2	2	9.09%	22	20	0		6	R M,SC	16		
31239	PLUMMER	10/10/1975	Active	31	1	1	0	0.00%	31	8	1		4	N T,M,VP,SC	24+	90+ Days	\$250.00
62114	PLUMMER LIONS TOO	06/17/1999	Active	24	1	0	1	4.35%	23		2		4	M,VP,SC	24+		\$200.00
31185	RED LAKE FALLS	09/22/1975	Active	44	1	3	-2	-4.35%	47	34	0		2	R M	2		\$6,050.00
Exc Award (06/30/2021, 06/30/2022)																	
2932	ROSEAU	06/06/1951	Active	15	0	0	0	0.00%	12		11		None	P,M,VP,SC	2		
2934	SABIN	11/15/1973	Active	11	1	0	1	10.00%	10		1			N M,SC	0		
Exc Award (06/30/2017)																	
40735	ST HILAIRE	01/28/1982	Active	26	0	0	0	0.00%	28		8			N M,SC	4		\$250.00
Exc Award (06/30/2022)																	
2937	STEPHEN	10/27/1959	Active	39	0	1	-1	-2.50%	39	10	0		5	P,M,VP,SC	1		\$250.00
2938	THIEF RIVER FALLS	10/08/1938	Active(1)	29	0	3	-3	-9.38%	32	39	2		2	S,M,VP,SC	1		\$1,100.00
144837	Thief River Falls Lioness	02/01/2021	Active	21	5	0	5	31.25%	16		0		2	R M,SC	0		
2939	TWIN VALLEY	12/03/1958	Active	11	0	0	0	0.00%	11		7		8	M,VP,SC	24+		
2940	ULEN	12/07/1972	Active	19	1	1	0	0.00%	19	9	2			R	0		
44415	WANNASKA	12/06/1984	Active	33	1	1	0	0.00%	35	1	3			N M,SC	0		\$450.00



Club Health Assessment for District 5M 11 through March 2025

			Status		Membership						Reports					Finance		LCIF		
Club Number	Club Name	Charter Date		Current Member Count	YTD Members Added	YTD Members Dropped	YTD Net Growth	YTD Net Growth%	Member Count 12 Months Ago	Avg. length of service for dropped members	Months Since Last MMR ***	Yrs. Since Last Officer Report	President Rotation	Vice President Reported ****	Months Since Last Activity Report ***	Account Balance	Donations for current Fiscal Year			
			Number of times on status quo within last two years	If below 15 members appears					If net loss is greater than 20% appears		If no report in 3 months appears in	When more than one year appears in	Number of repeat terms	Notes the officers that do not have an active	If no report at 12 months appears in red					
2944	WARREN	11/10/1958	Active	32	2	3	-1	-3.03%	33	21	1		None	N P	2		\$350.00			
2945	WARROAD	05/05/1960	Active	34	0	0	0	0.00%	34		16		3	N M,SC	2		\$230.00			
29906	WINGER	11/05/1974	Active	40	1	1	0	0.00%	40	16	1			N T,M,VP,SC	2					
Current Total Clubs Count	YTD New Clubs Count	YTD Cancelled Clubs Count	YTD Net Club Gain	Current Total Members Count	YTD Add	YTD Drop	YTD Net Growth	YTD Net Growth %	Member Count 12 Months Ago	Average Member Count Per Club	% of Clubs with less than 20 members	% No MMR in 3 Months	% No Officer Report in 12 Months	% of Clubs with balance 90+ days	Number of Clubs in Status Quo	% Status Quo Clubs in Financial Suspension	Number of Cancelled Clubs	Average Cancelled Club Age	Members Lost Due to Cancellation	% of Clubs Cancelled for Non-Financial Reasons
45	0	0	0	1,226	61	65	-4	-0.33%	1,250	27	40%	42%	2%	9%	0	0%	0	0	0	0%

* - P - Priority Club. Cancellation Reasons: 1-Objectives/conduct, 2-Non-active club, 5-Non-existing club, 6-Disbanding, 7-Merger, 8-Financial Suspension, 9-District/Multiple District Dues.

** - Abbreviation: P-President, S-Secretary, T-Treasurer, M-Member Chairperson, VP-First Vice President, MC-Communications Chairperson, SC-Service Chairperson

*** - Abbreviation: N/R - Never reported using the Lions Clubs website, N/A - Not applicable, No password registered for the Lions Clubs website.

**** - Abbreviation: N - New, IP - Immediate Past, R - Repeat.



Club Health Assessment for District 5 NE through March 2025

			Status	Membership							Reports					Finance		LCIF
Club Number	Club Name	Charter Date		Current Member Count	YTD Members Added	YTD Members Dropped	YTD Net Growth	YTD Net Growth%	Member Count 12 Months Ago	Avg. length of service for dropped members	Months Since Last MMR ***	Yrs. Since Last Officer Report	President Rotation	Vice President Reported ****	Months Since Last Activity Report ***	Account Balance	Donations for current Fiscal Year	
			Number of times on status quo within last two years	If below 15 members appears					If net loss is greater than 20% appears		If no report in 3 months appears in	When more than one year appears in	Number of repeat terms	Notes the officers that do not have an active	If no report at 12 months appears in red			
Clubs less than two years old																		
180768	Lisbon Area	03/10/2025	Newly Chartered	20	20	0	20	100.00%	0		0			T,M,VP,SC	N/R			
156816	Steele Area	12/29/2023	Active	19	3	12	-9	-32.14%	28	1	1			N	M,SC	1		
Clubs more than two years old																		
3180	ASHLEY	03/02/1938	Active	29	0	1	-1	-3.33%	30	2	7		5	R	M,VP,SC	7		
33638	BOWDON	04/06/1977	Active	16	0	4	-4	-20.00%	20	20	6		2		M,VP,SC	13		
3218	BRADDOCK	03/10/1970	Active	7	0	0	0	0.00%	8		9			N	P,M,VP,SC	15		
43069	CARRINGTON	10/25/1983	Active	46	5	3	2	4.55%	44	3	2			N	SC	6	\$1,545.00	
Exc Award (06/30/2023)																		
105944	CASSELTON	06/23/2009	Active	10	0	0	0	0.00%	10		11		3		M,VP,SC	12		
28131	CHAFFEE	03/18/1974	Active	27	0	0	0	0.00%	27		17				S,M,VP,SC	12		
111473	DAKOTA NATIONAL FORENSIC LEAGUE	06/24/2011	Active	26	2	3	-1	-3.70%	27	6	3		2	R	M	4	90+ Days	
37660	DAVENPORT	11/29/1979	Active	7	0	0	0	0.00%	7		17		2	N	M,VP,SC	17		
3181	DEVILS LAKE	08/19/1965	Active	10	0	0	0	0.00%	10		14		6	R	M,SC	2	\$245.00	
3182	EDGELEY	03/09/1925	Active	19	0	0	0	0.00%	20		9				P,M,VP,SC	13		
111058	ELLENDALE	05/12/2011	Active(1)	12	0	2	-2	-14.29%	14	7	3		2	N	S,M,SC	13		
3184	EMERADO ARVILLA	05/01/1969	Active	25	1	0	1	4.17%	24		1				P,M,VP,SC	1		
33009	ENDERLIN	11/30/1976	Active	40	7	5	2	5.26%	38	21	1			N	VP,SC	1		
3185	FARGO	05/07/1921	Active	44	5	4	1	2.33%	42	5	1			R	M,SC	2	\$9,200.00	
3186	FARGO GATEWAY	01/06/1961	Active	59	7	2	5	9.26%	53	1	1		2	R	P	5	\$3,050.00	
Exc Award (06/30/2017, 06/30/2018, 06/30/2020)																		
142355	Fargo Roamer 4 Wheel Drive	08/14/2020	Active	28	3	8	-5	-15.15%	33	3	1		5	R	M,SC	N/A		
3190	GRAND FORKS	02/03/1922	Active	30	2	1	1	3.45%	29	1	0			N	P,SC	0	\$4,000.00	
Exc Award (06/30/2023, 06/30/2024)																		
42048	GRAND FORKS RED RIVER	12/13/1982	Active	20	0	0	0	0.00%	20		6			N	M,SC	19	90+ Days	



Club Health Assessment for District 5 NE through March 2025

			Status	Membership							Reports					Finance		LCIF
Club Number	Club Name	Charter Date		Current Member Count	YTD Members Added	YTD Members Dropped	YTD Net Growth	YTD Net Growth%	Member Count 12 Months Ago	Avg. length of service for dropped members	Months Since Last MMR ***	Yrs. Since Last Officer Report	President Rotation	Vice President Reported ****	Months Since Last Activity Report ***	Account Balance	Donations for current Fiscal Year	
			Number of times on status quo within last two years	If below 15 members appears				If net loss is greater than 20% appears			If no report in 3 months appears in	When more than one year appears in	Number of repeat terms		Notes the officers that do not have an active	If no report at 12 months appears in red		
3191	GRAND FORKS SOUTH FORKS Exc Award (06/30/2024)	06/23/1964	Active	57	3	1	2	3.64%	55	28	0			N	1			\$3,680.00
43851	HARVEY	05/07/1984	Active	32	3	1	2	6.67%	31	40	0			M,VP,SC	9			
3229	HAZELTON	05/15/1962	Active	17	1	2	-1	-5.56%	20	30	0		2	P,M,VP,SC	13			
34436	HORACE	09/30/1977	Active	61	3	14	-11	-15.28%	75	13	0			IP M,SC	1			\$5,000.00
3192	JAMESTOWN	05/22/1929	Active	26	1	1	0	0.00%	26	6	6			N SC	4			\$500.00
34935	JUD	01/10/1978	Active	16	0	1	-1	-5.88%	17	13	1			P,M,VP,SC	11			
3194	KULM	03/17/1942	Active(1)	27	0	0	0	0.00%	28		10		5	R M,VP,SC	12			
3196	LA MOURE	06/14/1960	Active	18	0	4	-4	-18.18%	22	18	2			N M,VP,SC	13	90+ Days		
28005	LEHR Exc Award (06/30/2024)	02/28/1974	Active	12	0	2	-2	-14.29%	11	6	3			R M,VP,SC	2			
3198	LEONARD	09/26/1957	Active	27	1	0	1	3.85%	26		5		2	P,M,VP,SC	12			
34937	LINTON	01/09/1978	Active	49	1	2	-1	-2.00%	50	24	3		2	R P,M,SC	0			
140677	Mapleton ND	02/12/2020	Active	13	3	0	3	30.00%	9		0			N M,SC	3			
3199	MEDINA	06/12/1941	Active	15	1	1	0	0.00%	15	1	0		11	P,M,VP,SC	12			\$250.00
3200	NAPOLEON	11/13/1929	Active	14	0	0	0	0.00%	14		13		5	M,VP,SC	12			
33640	NEW ROCKFORD	04/11/1977	Active	22	2	3	-1	-4.35%	22	8	2			N VP,SC	4			\$450.00
109172	NORTH DAKOTA STATE UNIVERSITY FARGO	09/03/2010	Active	13	5	5	0	0.00%	13	4	4			M,VP,SC	6	90+ Days		
3201	OAKES	04/14/1926	Active	30	4	2	2	7.14%	28	10	2		7	R M,VP,SC	14			
32714	PETTIBONE	09/29/1976	Active	16	4	0	4	33.33%	12		1			M,VP,SC	14			
30144	ROBINSON	01/27/1975	Active	15	0	0	0	0.00%	15		16		6	N P,M,VP,SC	13			
3202	RUGBY	09/07/1928	Active	31	1	2	-1	-3.13%	32	4	6		2	R M,SC	23			\$900.00
3203	SHELDON	05/14/1965	Active	17	1	1	0	0.00%	17	49	3			N VP,SC	0			
36094	STERLING	10/19/1978	Active(3)	9	0	0	0	0.00%	10		11			N P,S,T,M,VP SC	14	90+ Days		
30093	STRASBURG	01/17/1975	Active	17	0	0	0	0.00%	17		2		2	R M,SC	16	90+ Days		



Club Health Assessment for District 5 NE through March 2025

			Status								Membership								Reports				Finance		LCIF	
Club Number	Club Name	Charter Date		Current Member Count	YTD Members Added	YTD Members Dropped	YTD Net Growth	YTD Net Growth%	Member Count 12 Months Ago	Avg. length of service for dropped members	Months Since Last MMR ***	Yrs. Since Last Officer Report	President Rotation	Vice President Reported ****	Months Since Last Activity Report ***	Account Balance	Donations for current Fiscal Year									
			Number of times on status quo within last two years	If below 15 members appears				If net loss is greater than 20% appears			If no report in 3 months appears in	When more than one year appears in	Number of repeat terms		Notes the officers that do not have an active	If no report at 12 months appears in red										
3205	STREETER	04/09/1953	Active	14	0	0	0	0.00%	15		9			N	M,VP,SC	22	90+ Days	\$150.00								
29784	TUTTLE	09/30/1974	Active	19	0	5	-5	-20.83%	22	7	1		None		P,T,M,VP,SC	13										
Exc Award (06/30/2024)																										
104908	UNIVERSITY OF NORTH DAKOTA GRAND FORKS	04/13/2009	Active	8	4	1	3	60.00%	5	1	2			R	T,M,SC	3										
3206	VALLEY CITY	10/01/1945	Active	21	1	0	1	5.00%	20		3		5		T,VP,SC	1		\$100.00								
36041	WHPETON	09/08/1978	Active	8	0	0	0	0.00%	8		26		6		P,T,VP,SC	16										
64940	WHPETON HEADWATERS	01/23/2002	Active(1)	16	2	0	2	14.29%	14		2			N	SC	7										
3207	WEST FARGO	04/21/1953	Active	31	3	4	-1	-3.13%	32	7	1		2	N		2		\$900.00								
Exc Award (06/30/2022)																										
3256	WING	02/25/1952	Active	14	0	1	-1	-6.67%	15	2	4		3	N	P,S,T,M,VP SC	14	\$200.00									
3208	WISHEK	04/12/1962	Active	15	2	4	-2	-11.76%	18	36	0				T,M,VP,SC	2										
3209	ZEELAND	09/07/1967	Active	17	0	4	-4	-19.05%	18	14	3				M,VP,SC	14										
Current Total Clubs Count	YTD New Clubs Count	YTD Cancelled Clubs Count	YTD Net Club Gain	Current Total Members Count	YTD Add	YTD Drop	YTD Net Growth	YTD Net Growth %	Member Count 12 Months Ago	Average Member Count Per Club	% of Clubs with less than 20 members	% No MMR in 3 Months	% No Officer Report in 12 Months	% of Clubs with balance 90+ days	Number of Clubs in Status Quo	% Status Quo Clubs in Financial Suspension	Number of Cancelled Clubs	Average Cancelled Club Age	Members Lost Due to Cancellation	% of Clubs Cancelled for Non-Financial Reasons						
53	1	0	1	1,211	101	106	-5	-0.41%	1,216	23	55%	51%	0%	13%	0	0%	0	0	0	0%						

* - P - Priority Club. Cancellation Reasons: 1-Objectives/conduct, 2-Non-active club, 5-Non-existing club, 6-Disbanding, 7-Merger, 8-Financial Suspension, 9-District/Multiple District Dues.

** - Abbreviation: P-President, S-Secretary, T-Treasurer, M-Member Chairperson, VP-First Vice President, MC-Communications Chairperson, SC-Service Chairperson

*** - Abbreviation: N/R - Never reported using the Lions Clubs website, N/A - Not applicable, No password registered for the Lions Clubs website.

**** - Abbreviation: N - New, IP - Immediate Past, R - Repeat.



Club Health Assessment for District 5 NW through March 2025

			Status	Membership						Reports					Finance		LCIF
Club Number	Club Name	Charter Date		Current Member Count	YTD Members Added	YTD Members Dropped	YTD Net Growth	YTD Net Growth%	Member Count 12 Months Ago	Avg. length of service for dropped members	Months Since Last MMR ***	Yrs. Since Last Officer Report	President Rotation	Vice President Reported ****	Months Since Last Activity Report ***	Account Balance	Donations for current Fiscal Year
			Number of times on status quo within last two years	If below 15 members appears				If net loss is greater than 20% appears			If no report in 3 months appears in	When more than one year appears in	Number of repeat terms	Notes the officers that do not have an active	If no report at 12 months appears in red		
Clubs less than two years old																	
171608	Center ND	05/20/2024	Active	23	0	0	0	0.00%	0		10		None	P,S,T,M,VP SC	N/R		
156369	Hettinger Lions	11/20/2023	Active	11	0	14	-14	-56.00%	25	1	1		2	R	M,SC	3	
172069	Velva	06/14/2024	Active(1)	27	0	0	0	0.00%	0		9		None	P,S,T,M,VP SC	N/A		
Clubs more than two years old																	
3210	ALEXANDER	12/08/1960	Active	12	2	3	-1	-7.69%	13	55	2		3		P,S,M,VP,SC	22	\$520.00
36680	ARNEGARD	03/08/1979	Active	26	0	2	-2	-7.14%	28	48	6		2	R	P,T,M,SC	23	\$200.00
127415	Beach	05/02/2016	Active(1)	6	1	0	1	20.00%	5		3		7	R	S,M,VP,SC	17	90+ Days
31421	BEULAH	12/08/1975	Active	24	0	0	0	0.00%	22		1			N	S,M,SC	12	90+ Days
3214	BISMARCK	09/02/1921	Active	59	7	0	7	13.46%	51		0			N	M	0	\$9,040.00
Exc Award (06/30/2023, 06/30/2024)																	
3215	BISMARCK CAPITAL CITY	04/01/1959	Active	34	4	0	4	13.33%	29		1			N		1	\$1,000.00
Exc Award (06/30/2024)																	
33073	BISMARCK PRAIRIE ROSE	12/06/1976	Active	43	1	2	-1	-2.27%	43	11	2		2	R		1	\$8,315.00
Exc Award (06/30/2017, 06/30/2024)																	
33641	BOWMAN	04/26/1977	Active	27	0	2	-2	-6.90%	34	25	0		2	R	SC	6	\$250.00
78360	DACOTAH MANDAN	02/25/2004	Active	32	3	3	0	0.00%	34	23	1			N		0	\$3,885.00
Exc Award (06/30/2020)																	
3222	DICKINSON	11/12/1928	Active	8	0	0	0	0.00%	14		9				S,M,VP,SC	24+	90+ Days
61971	DICKINSON NOON	05/27/1999	Active	23	0	2	-2	-8.00%	24	4	0		11	R	M,SC	24	
3223	ELGIN	04/23/1957	Active	81	19	3	16	24.62%	65	25	0			N	P,M,VP,SC	12	\$1,500.00
3224	FLASHER	02/07/1973	Active	12	1	1	0	0.00%	12	52	4		2	R	T,M,SC	2	
Exc Award (06/30/2024)																	
45399	GLENBURN	10/28/1985	Active	15	1	2	-1	-6.25%	16	3	0			N		1	90+ Days
78077	HALLIDAY	01/20/2004	Active	19	1	1	0	0.00%	19	4	4		2	R	SC	15	
31531	HAZEN	01/26/1976	Active	14	1	0	1	7.69%	13		6		2	N		5	\$1,100.00
Exc Award (06/30/2018)																	




Club Health Assessment for District 5 NW through March 2025

			Status	Membership							Reports					Finance		LCIF
Club Number	Club Name	Charter Date		Current Member Count	YTD Members Added	YTD Members Dropped	YTD Net Growth	YTD Net Growth%	Member Count 12 Months Ago	Avg. length of service for dropped members	Months Since Last MMR ***	Yrs. Since Last Officer Report	President Rotation	Vice President Reported ****	Months Since Last Activity Report ***	Account Balance	Donations for current Fiscal Year	
			Number of times on status quo within last two years	If below 15 members appears				If net loss is greater than 20% appears			If no report in 3 months appears in	When more than one year appears in	Number of repeat terms	Notes the officers that do not have an active	If no report at 12 months appears in red			
3230	HEBRON	10/26/1928	Active	15	0	0	0	0.00%	15		16		8	N	M,VP,SC	17	\$115.00	
3231	KENMARE	11/08/1949	Active	10	0	1	-1	-9.09%	11	21	5		2		M,VP,SC	24+		
42526	KILLDEER	04/04/1983	Active	17	0	0	0	0.00%	16		11			N	M,SC	12	\$3,150.00	
39124	LAKE METIGOSHE L C	12/16/1980	Active	45	0	4	-4	-8.16%	44	3	1				VP	1		
3233	MANDAN	05/01/1939	Active	30	1	0	1	3.45%	29		5		3	R		7	\$1,253.60	
Exc Award (06/30/2017, 06/30/2024)																		
3235	MINOT	11/27/1926	Active	54	3	2	1	1.89%	53	8	0			N		0	\$525.00	
3236	MINOT MAGIC CITY	08/05/1969	Active	47	7	4	3	6.82%	43	11	0			N		0	\$100.00	
3237	MOTT	10/30/1928	Active	12	0	6	-6	-33.33%	19	9	2		2	R	M,SC	0		
Exc Award (06/30/2023)																		
3238	NEW ENGLAND	09/07/1933	Active	38	2	6	-4	-9.52%	42	7	2		None		P,VP	1	90+ Days \$2,675.00	
Exc Award (06/30/2018, 06/30/2019, 06/30/2020)																		
3239	NEW SALEM	10/29/1928	Active	20	2	0	2	11.11%	21		2		3	R	P,M,SC	24+	90+ Days	
3240	NOONAN	03/09/1954	Active	12	0	0	0	0.00%	12		14	1	None		P,S,T,M,VP SC	24+		
37916	NORTH STAR L C	01/04/1980	Active	51	2	4	-2	-3.77%	51	23	1			N		11	\$1,300.00	
Exc Award (06/30/2016, 06/30/2024)																		
146076	Powers Lake	05/10/2021	Active	21	0	0	0	0.00%	22		3			N	S,T,M,SC	18	90+ Days	
3242	REEDER	02/27/1952	Active	27	0	1	-1	-3.57%	25	60	5				P,M,VP,SC	2	\$103.00	
3243	REGENT	02/08/1973	Active	3	0	0	0	0.00%	3		11		15		M,VP,SC	N/R		
3244	RICHARDTON	09/18/1934	Active	17	2	2	0	0.00%	17	6	3		3	R	P,M,VP,SC	24+	\$200.00	
59843	SCRANTON	06/30/1997	Active	13	0	3	-3	-18.75%	19	1	2		2	R	P,T,M,VP,SC	4		
Exc Award (06/30/2024)																		
108412	SOUTH HEART	05/20/2010	Active	39	3	0	3	8.33%	38		3			N		0	\$680.00	
3246	STANLEY	02/23/1952	Active	34	2	1	1	3.03%	33	9	5			N	SC	13	\$1,100.00	
3247	TAYLOR	11/26/1945	Active	17	2	3	-1	-5.56%	19	22	3			N	P,M,VP,SC	3		
153174	Tioga	03/29/2023	Active	17	0	11	-11	-39.29%	28	2	1		3	R	M,SC	N/R		



Club Health Assessment for District 5 NW through March 2025

			Status								Membership							Reports					Finance		LCIF
Club Number	Club Name	Charter Date		Current Member Count	YTD Members Added	YTD Members Dropped	YTD Net Growth	YTD Net Growth%	Member Count 12 Months Ago	Avg. length of service for dropped members	Months Since Last MMR ***	Yrs. Since Last Officer Report	President Rotation	Vice President Reported ****	Months Since Last Activity Report ***	Account Balance	Donations for current Fiscal Year								
			Number of times on status quo within last two years	If below 15 members appears				If net loss is greater than 20% appears			If no report in 3 months appears in	When more than one year appears in	Number of repeat terms	Notes the officers that do not have an active	If no report at 12 months appears in red										
3251	WASHBURN	05/28/1929	Active	32	5	8	-3	-8.57%	35	8	1			N	T,M,SC	13	\$1,720.00								
	Exc Award (06/30/2017)																								
3252	WATFORD CITY	04/24/1952	Active	20	0	0	0	0.00%	20		5		2	R	M,SC	4									
3254	WILDROSE	03/30/1970	Active	18	0	0	0	0.00%	18		12		3	R	P,M,VP,SC	13									
3255	WILLISTON	07/27/1934	Active	37	4	2	2	5.71%	37	1	2			N	SC	0	\$660.00								
36966	WILLISTON KORNER	04/30/1979	Active	55	7	8	-1	-1.79%	56	20	0		3	N	SC	0	\$1,050.00								
	Exc Award (06/30/2024)																								
30038	WILTON	12/23/1974	Active	31	1	1	0	0.00%	30	20	1		3	R	M,SC	5	\$2,250.00								
Current Total Clubs Count	YTD New Clubs Count	YTD Cancelled Clubs Count	YTD Net Club Gain	Current Total Members Count	YTD Add	YTD Drop	YTD Net Growth	YTD Net Growth %	Member Count 12 Months Ago	Average Member Count Per Club	% of Clubs with less than 20 members	% No MMR in 3 Months	% No Officer Report in 12 Months	% of Clubs with balance 90+ days	Number of Clubs in Status Quo	% Status Quo Clubs in Financial Suspension	Number of Cancelled Clubs	Average Cancelled Club Age	Members Lost Due to Cancellation	% of Clubs Cancelled for Non-Financial Reasons					
46	0	0	0	1,228	84	102	-18	-1.44%	1,203	27	41%	48%	2%	15%	0	0%	0	0	0	0%					

* - P - Priority Club. Cancellation Reasons: 1-Objectives/conduct, 2-Non-active club, 5-Non-existing club, 6-Disbanding, 7-Merger, 8-Financial Suspension, 9-District/Multiple District Dues.


** - Abbreviation: P-President, S-Secretary, T-Treasurer, M-Member Chairperson, VP-First Vice President, MC-Communications Chairperson, SC-Service Chairperson

*** - Abbreviation: N/R - Never reported using the Lions Clubs website, N/A - Not applicable, No password registered for the Lions Clubs website.

**** - Abbreviation: N - New, IP - Immediate Past, R - Repeat.



Club Health Assessment for District 5 SE through March 2025

			Status	Membership							Reports					Finance	LCIF
Club Number	Club Name	Charter Date		Current Member Count	YTD Members Added	YTD Members Dropped	YTD Net Growth	YTD Net Growth%	Member Count 12 Months Ago	Avg. length of service for dropped members	Months Since Last MMR ***	Yrs. Since Last Officer Report	President Rotation	Vice President Reported ****	Months Since Last Activity Report ***	Account Balance	Donations for current Fiscal Year
			Number of times on status quo within last two years	If below 15 members appears				If net loss is greater than 20% appears			If no report in 3 months appears in	When more than one year appears in	Number of repeat terms	Notes the officers that do not have an active	If no report at 12 months appears in red		
Clubs more than two years old																	
3370	ABERDEEN	10/08/1921	Active	31	0	5	-5	-13.89%	35	17	0			P,VP,SC	0		\$1,800.00
141860	Aberdeen Lioness	08/17/2020	Active	27	6	1	5	22.73%	22	2	1			N	SC	0	\$800.00
Exc Award (06/30/2023, 06/30/2024)																	
3371	ALCESTER	09/27/1956	Active	38	2	0	2	5.56%	34		3		2	N	M,SC	0	\$450.00
Exc Award (06/30/2024)																	
41147	ARMOUR	04/12/1982	Active(1)	26	0	17	-17	-39.53%	43	13	4		4		M,VP,SC	0	90+ Days
3372	AVON	03/06/1952	Active	11	0	0	0	0.00%	11		14		None		P,S,M,VP,SC	0	
3373	BERESFORD	10/19/1954	Active	25	8	1	7	38.89%	17	11	0				M,VP,SC	0	\$500.00
3374	BRANDON	02/21/1957	Active	21	0	0	0	0.00%	21		0				VP,SC	0	
3375	BRITTON	03/02/1944	Active	31	3	0	3	10.71%	30		2			N	M	0	\$500.00
Exc Award (06/30/2016, 06/30/2018)																	
3376	BROOKINGS	07/30/1951	Active	43	2	3	-1	-2.27%	45	15	4		None		P,T,M,VP,SC	0	\$850.00
Exc Award (06/30/2022, 06/30/2023, 06/30/2024)																	
33008	BROOKINGS EARLYBIRD	11/18/1976	Active	15	1	0	1	7.14%	15		2		4		M,VP,SC	0	
3377	CANISTOTA	02/19/1952	Active	24	2	10	-8	-25.00%	33	19	0		2	R	M,SC	0	
Exc Award (06/30/2023)																	
33300	CLARK	02/18/1977	Active	47	2	0	2	4.44%	45		4			N	P	0	
3379	COLTON	02/06/1957	Active	10	0	0	0	0.00%	10		43	2	None		P,S,T,M,VP SC	0	
39127	CORSICA	12/08/1980	Active	6	0	0	0	0.00%	6		53	1	None		P,S,T,M,VP SC	0	
3380	DELL RAPIDS	09/17/1944	Active	37	4	1	3	8.82%	33	5	4			N		0	\$160.00
Exc Award (06/30/2023)																	
40593	EDEN	12/14/1981	Active	19	6	2	4	26.67%	15	15	1		2	R	M,SC	0	
3382	FREEMAN	09/05/1956	Active	33	0	0	0	0.00%	32		7			N	VP,SC	0	90+ Days
Exc Award (06/30/2024)																	
35330	GROTON	04/12/1978	Active	12	0	2	-2	-14.29%	14	5	4			IP	P,M,SC	0	\$6,497.00
Exc Award (06/30/2016, 06/30/2023)																	



Club Health Assessment for District 5 SE through March 2025

			Status	Membership							Reports					Finance		LCIF
Club Number	Club Name	Charter Date		Current Member Count	YTD Members Added	YTD Members Dropped	YTD Net Growth	YTD Net Growth%	Member Count 12 Months Ago	Avg. length of service for dropped members	Months Since Last MMR ***	Yrs. Since Last Officer Report	President Rotation	Vice President Reported ****	Months Since Last Activity Report ***	Account Balance	Donations for current Fiscal Year	
			Number of times on status quo within last two years	If below 15 members appears				If net loss is greater than 20% appears			If no report in 3 months appears in	When more than one year appears in	Number of repeat terms	Notes the officers that do not have an active	If no report at 12 months appears in red			
100532	HARRISBURG	11/13/2007	Active	14	0	0	0	0.00%	14		12	1	None	P,S,T,M,VP SC	0			
3385	HURON	01/31/1922	Active	24	0	5	-5	-17.24%	30	16	1		None	P,T,M,VP,SC	0			
33818	HURON EYE OPENER	05/18/1977	Active	22	1	1	0	0.00%	21	22	6			N SC	0			
	Exc Award (06/30/2023)																	
35030	LENNOX	02/27/1978	Active	24	2	0	2	9.09%	23		1			N M	0			
3386	MADISON	10/29/1973	Active	15	0	1	-1	-6.25%	16	26	3		3	R M,SC	0			
3388	MITCHELL	01/17/1922	Active	56	0	1	-1	-1.75%	56	60	7			M,VP,SC	0			
	Exc Award (06/30/2023)																	
32782	MITCHELL PALACE CITY	10/22/1976	Active	27	0	0	0	0.00%	27		10			N SC	0		\$500.00	
	Exc Award (06/30/2023)																	
3389	PARKSTON	05/17/1929	Active	31	0	0	0	0.00%	31		12			N M,SC	0			
3390	PLAINS	03/13/1958	Active	16	1	1	0	0.00%	16	39	0			IP M,SC	0			
3391	REDFIELD	01/23/1958	Active	41	5	0	5	13.89%	40		0		2	R SC	0		\$2,000.00	
3392	SIOUX FALLS DOWNTOWN	04/01/1921	Active	32	0	1	-1	-3.03%	33	34	1			IP P	0			
58232	SIOUX FALLS SIOUX EMPIRE	05/07/1996	Active	29	2	1	1	3.57%	28	9	0		3	R	0	90+ Days	\$702.00	
	Exc Award (06/30/2018, 06/30/2019, 06/30/20)																	
3393	SIOUX FALLS SIOUX LAND	03/28/1958	Active	25	1	1	0	0.00%	26	2	1			R SC	0		\$1,375.00	
	Exc Award (06/30/2016, 06/30/2019, 06/30/20)																	
3394	SIOUX FALLS SIOUXRISE	05/04/1970	Active	26	0	0	0	0.00%	28		7			N P,SC	0	90+ Days	\$190.00	
	Exc Award (06/30/2022, 06/30/2023, 06/30/20)																	
41460	TEA	06/11/1982	Active	8	0	1	-1	-11.11%	9	7	2		6	R	0		\$250.00	
38125	TULARE	03/31/1980	Active	9	0	4	-4	-30.77%	13	18	5		3	M,VP,SC	0			
3396	VERMILLION	01/24/1950	Active	44	4	1	3	7.32%	41	7	2			N SC	0		\$2,000.00	
84154	VIBORG AREA	09/08/2004	Active	8	0	0	0	0.00%	9		8		7	R T,M,VP,SC	0			
35332	WARNER-STRATFORD L C	04/13/1978	Active(1)	29	0	0	0	0.00%	32		8		3	R M,SC	0			
3398	WATERTOWN	09/08/1944	Active	64	8	2	6	10.34%	57	4	0			N M,VP,SC	0			
3402	WILLOW LAKE	07/27/1965	Active	16	0	1	-1	-5.88%	19	41	2		None	P,M,VP,SC	0			



Club Health Assessment for District 5 SE through March 2025

			Status							Membership					Reports					Finance		LCIF	
Club Number	Club Name	Charter Date								Current Member Count	YTD Members Added	YTD Members Dropped	YTD Net Growth	YTD Net Growth%	Member Count 12 Months Ago	Avg. length of service for dropped members	Months Since Last MMR ***	Yrs. Since Last Officer Report	President Rotation	Vice President Reported ****	Months Since Last Activity Report ***	Account Balance	Donations for current Fiscal Year
3403	YANKTON	07/25/1960																					
Current Total Clubs Count	YTD New Clubs Count	YTD Cancelled Clubs Count	YTD Net Club Gain	Current Total Members Count	YTD Add	YTD Drop	YTD Net Growth	YTD Net Growth %	Member Count 12 Months Ago	Average Member Count Per Club	% of Clubs with less than 20 members	% No MMR in 3 Months	% No Officer Report in 12 Months	% of Clubs with balance 90+ days	Number of Clubs in Status Quo	% Status Quo Clubs in Financial Suspension	Number of Cancelled Clubs	Average Cancelled Club Age	Members Lost Due to Cancellation	% of Clubs Cancelled for Non-Financial Reasons			
40	0	0	0	1,036	62	63	-1	-0.10%	1,050	26	33%	53%	8%	10%	0	0%	0	0	0	0	0	0%	

* - P - Priority Club. Cancellation Reasons: 1-Objectives/conduct, 2-Non-active club, 5-Non-existing club, 6-Disbanding, 7-Merger, 8-Financial Suspension, 9-District/Multiple District Dues.

** - Abbreviation: P-President, S-Secretary, T-Treasurer, M-Member Chairperson, VP-First Vice President, MC-Communications Chairperson, SC-Service Chairperson

*** - Abbreviation: N/R - Never reported using the Lions Clubs website, N/A - Not applicable, No password registered for the Lions Clubs website.

**** - Abbreviation: N - New, IP - Immediate Past, R - Repeat.



Club Health Assessment for District 5 SW through March 2025

			Status	Membership							Reports					Finance		LCIF
Club Number	Club Name	Charter Date		Current Member Count	YTD Members Added	YTD Members Dropped	YTD Net Growth	YTD Net Growth%	Member Count 12 Months Ago	Avg. length of service for dropped members	Months Since Last MMR ***	Yrs. Since Last Officer Report	President Rotation	Vice President Reported ****	Months Since Last Activity Report ***	Account Balance	Donations for current Fiscal Year	
			Number of times on status quo within last two years	If below 15 members appears				If net loss is greater than 20% appears			If no report in 3 months appears in	When more than one year appears in	Number of repeat terms	Notes the officers that do not have an active	If no report at 12 months red			
Clubs more than two years old																		
3404	BELLE FOURCHE	10/10/1936	Active	33	0	0	0	0.00%	33		24		None	P,S,T,M,VP SC	24+	90+ Days		
3406	BUFFALO	05/04/1965	Active	10	0	1	-1	-9.09%	15	58	7		4	M,VP,SC	24+			
3407	CHAMBERLAIN	09/28/1964	Active	8	0	0	0	0.00%	8		23	1	None	P,S,T,M,VP SC	24+	90+ Days		
3408	CUSTER	01/09/1944	Active	19	2	1	1	5.56%	18	9	5		3	N M,SC	20		\$1,200.00	
Exc Award (06/30/2018)																		
39955	EUREKA	05/29/1981	Active	10	0	1	-1	-9.09%	12	22	0		2	R P,M,VP,SC	0		\$100.00	
33301	FAULKTON AREA L C	02/03/1977	Active(1)	11	0	0	0	0.00%	11		10	1	None	P,S,T,M,VP SC	16	90+ Days		
3412	GREGORY	02/27/1965	Active	7	0	0	0	0.00%	8		11	1	None	P,S,T,M,VP SC	24+	90+ Days		
41960	HILL CITY	11/22/1982	Active	15	1	6	-5	-25.00%	20	6	7		3	R M,SC	13			
Exc Award (06/30/2018)																		
3413	HOT SPRINGS	09/06/1946	Active(1)	10	0	0	0	0.00%	10		20	1	None	P,S,T,M,VP SC	24+	90+ Days	\$20.00	
39128	IPSWICH	12/15/1980	Active	14	0	1	-1	-6.67%	15	29	2			N P,M,SC	0		\$1,000.00	
102217	LEAD DEADWOOD AREA	05/23/2008	Active	14	0	4	-4	-22.22%	18	1	1			IP SC	17			
3415	LEMMON	03/20/1930	Active	19	0	0	0	0.00%	19		9			N M,SC	24+		\$250.00	
44229	MC LAUGHLIN	09/17/1984	Active(1)	15	2	2	0	0.00%	15	16	0			N P,M,VP,SC	24+			
3417	MILLER	04/25/1960	Active	21	1	2	-1	-4.55%	22	11	3		2	VP	24+			
3419	MURDO	12/05/1957	Active	34	1	2	-1	-2.86%	33	9	2			P,S,M,VP,SC	24+			
3420	NEW UNDERWOOD	01/16/1964	Active(1)	15	0	0	0	0.00%	15		22	1	None	P,S,T,M,VP SC	24+			
43005	NEWELL	09/13/1983	Active	31	0	7	-7	-18.42%	38	13	4			N P,M,VP,SC	12			
Exc Award (06/30/2018)																		
3422	NISLAND	11/23/1968	Active	4	0	2	-2	-33.33%	6	27	5		12	P,S,T,M,VP SC	24+			
42267	ONIDA WHEAT LAND	02/17/1983	Active	11	0	1	-1	-8.33%	14	1	5			P,M,VP,SC	24+		\$500.00	
3424	PIERRE FT PIERRE	10/08/1951	Active	23	2	0	2	9.52%	21		0		3	R SC	0		\$460.00	
3425	PRESHO MEDICINE CREEK	01/27/1968	Active	17	0	0	0	0.00%	16		7		4	R M,VP,SC	15			
3426	RAPID CITY	11/22/1921	Active	36	1	4	-3	-7.69%	39	34	3		None	N P,SC	24+		\$1,245.00	



Club Health Assessment for District 5 SW through March 2025

			Status		Membership						Reports					Finance		LCIF		
Club Number	Club Name	Charter Date		Current Member Count	YTD Members Added	YTD Members Dropped	YTD Net Growth	YTD Net Growth%	Member Count 12 Months Ago	Avg. length of service for dropped members	Months Since Last MMR ***	Yrs. Since Last Officer Report	President Rotation	Vice President Reported ****	Months Since Last Activity Report ***	Account Balance	Donations for current Fiscal Year			
			Number of times on status quo within last two years	If below 15 members appears				If net loss is greater than 20% appears			If no report in 3 months appears in	When more than one year appears in	Number of repeat terms	Notes the officers that do not have an active	If no report at 12 months appears in red					
84445	RAPID CITY EVENING STAR	11/22/2004	Active	15	0	0	0	0.00%	14		10			M,VP,SC	2		\$1,000.00			
3427	RAPID CITY METRO	01/22/1973	Active	7	1	3	-2	-22.22%	9	10	1		4	VP,SC	24+					
3428	RAPID CITY RUSHMORE	10/07/1958	Active	33	3	2	1	3.13%	32	30	4			VP,SC	6		\$2,950.00			
35525	SELBY	05/11/1978	Active	21	0	0	0	0.00%	21		4	1	None	P,S,T,M,VP SC	N/R	90+ Days				
3430	SPEARFISH	11/16/1943	Active	80	1	3	-2	-2.44%	82	14	3			N	24+		\$2,250.00			
3431	STURGIS	01/21/1944	Active(1)	13	0	0	0	0.00%	13		12			N	9	90+ Days	\$1,000.00			
Exc Award (06/30/2018)																				
3434	WHITE RIVER	05/28/1968	Active	19	0	0	0	0.00%	19		13			P,M,VP,SC	22					
Current Total Clubs Count	YTD New Clubs Count	YTD Cancelled Clubs Count	YTD Net Club Gain	Current Total Members Count	YTD Add	YTD Drop	YTD Net Growth	YTD Net Growth %	Member Count 12 Months Ago	Average Member Count Per Club	% of Clubs with less than 20 members	% No MMR in 3 Months	% No Officer Report in 12 Months	% of Clubs with balance 90+ days	Number of Clubs in Status Quo	% Status Quo Clubs in Financial Suspension	Number of Cancelled Clubs	Average Cancelled Club Age	Members Lost Due to Cancellation	% of Clubs Cancelled for Non-Financial Reasons
29	0	0	0	565	15	42	-27	-4.56%	596	19	69%	76%	21%	24%	0	0%	0	0	0	0%

* - P - Priority Club. Cancellation Reasons: 1-Objectives/conduct, 2-Non-active club, 5-Non-existing club, 6-Disbanding, 7-Merger, 8-Financial Suspension, 9-District/Multiple District Dues.


** - Abbreviation: P-President, S-Secretary, T-Treasurer, M-Member Chairperson, VP-First Vice President, MC-Communications Chairperson, SC-Service Chairperson

*** - Abbreviation: N/R - Never reported using the Lions Clubs website, N/A - Not applicable, No password registered for the Lions Clubs website.

**** - Abbreviation: N - New, IP - Immediate Past, R - Repeat.




Club Health Assessment for District 6 NE through March 2025

			Status	Membership							Reports					Finance		LCIF
Club Number	Club Name	Charter Date		Current Member Count	YTD Members Added	YTD Members Dropped	YTD Net Growth	YTD Net Growth%	Member Count 12 Months Ago	Avg. length of service for dropped members	Months Since Last MMR ***	Yrs. Since Last Officer Report	President Rotation	Vice President Reported ****	Months Since Last Activity Report ***	Account Balance	Donations for current Fiscal Year	
			Number of times on status quo within last two years	If below 15 members appears			If net loss is greater than 20% appears				If no report in 3 months appears in	When more than one year appears in	Number of repeat terms	Notes the officers that do not have an active	If no report at 12 months appears in red			
Clubs less than two years old																		
172359	Gill Tri	06/19/2024	Active	21	0	0	0	0.00%	0		9		2	R	T,M,VP,SC	1	90+ Days	
Clubs more than two years old																		
3473	AKRON	02/16/1954	Active	53	3	1	2	3.92%	51	12	1			N	M,SC	6	\$2,150.00	
3438	BERTHOUD	04/05/1948	Active	18	2	3	-1	-5.26%	16	2	1		None		P,M,VP,SC	7	\$500.00	
Exc Award (06/30/2023)																		
29081	BRUSH	04/24/1974	Active	20	1	8	-7	-25.93%	23	8	0			N	M,SC	4	\$250.00	
Exc Award (06/30/2018, 06/30/2022)																		
3445	ESTES PARK	10/23/1940	Active	10	3	2	1	11.11%	9	28	1			N	P,T,M,SC	6		
3447	FORT COLLINS	05/08/1920	Active	45	7	10	-3	-6.25%	45	13	1			N		2	\$4,100.00	
Exc Award (06/30/2024)																		
3448	FORT COLLINS POWDRE VALLEY	03/23/1965	Active	13	0	0	0	0.00%	13		8		6	R	M,SC	7	\$1,000.00	
3449	FORT LUPTON	01/22/1953	Active	3	0	2	-2	-40.00%	5	5	0		11	N	S,T,M,SC	6	90+ Days	
3480	FORT MORGAN	01/27/1922	Active	34	3	4	-1	-2.86%	32	2	0		4		T,M,VP,SC	1		
3452	GILL	02/21/1955	Active	113	2	1	1	0.89%	111	0	0		7	N	VP	1	90+ Days	
Exc Award (06/30/2021, 06/30/2022, 06/30/2024)																		
148516	Gill Millennials	10/19/2021	Active	29	0	0	0	0.00%	28		9		2	R	P,VP	1	90+ Days	
Exc Award (06/30/2023, 06/30/2024)																		
3453	GREELEY	01/18/1937	Active	14	0	2	-2	-12.50%	17	4	3		2	N	M,VP,SC	5		
3483	HAXTUN	02/18/1954	Active	44	1	0	1	2.33%	44		0				M,VP,SC	6		
3437	HIGHLAND L C	08/15/1938	Cancelled(8*)	0	0	2	-2	-100.00%	2	8	3	1	None		P,S,T,M,VP SC	7	90+ Days	
3484	HOLYOKE	08/20/1942	Active	30	1	2	-1	-3.23%	31	2	1			N	T,M,SC	1	\$100.00	
Exc Award (06/30/2023)																		
115738	HUDSON-KEENESBURG	01/06/2012	Active	11	0	0	0	0.00%	11		9		10		T,M,VP,SC	8		
3456	KERSEY	09/15/1953	Active	23	2	1	1	4.55%	22	11	2		2	N	M,VP,SC	8	\$20.00	
3488	KIRK	04/21/1953	Active	17	0	1	-1	-5.56%	17	2	2		3	R	M,VP,SC	6		



Club Health Assessment for District 6 NE through March 2025

			Status	Membership							Reports					Finance		LCIF
Club Number	Club Name	Charter Date		Current Member Count	YTD Members Added	YTD Members Dropped	YTD Net Growth	YTD Net Growth%	Member Count 12 Months Ago	Avg. length of service for dropped members	Months Since Last MMR ***	Yrs. Since Last Officer Report	President Rotation	Vice President Reported ****	Months Since Last Activity Report ***	Account Balance	Donations for current Fiscal Year	
			Number of times on status quo within last two years	If below 15 members appears				If net loss is greater than 20% appears			If no report in 3 months appears in	When more than one year appears in	Number of repeat terms	Notes the officers that do not have an active	If no report at 12 months appears in red			
3459	LA SALLE	12/09/1940	Active	5	0	0	0	0.00%	5		8		4	T,M,VP,SC	7			
3461	LONGMONT COLUMBINE	01/07/1963	Active	22	0	1	-1	-4.35%	23	1	2		3	N	T,M,SC	5	\$200.00	
128262	Longmont Himalayas	07/15/2016	Cancelled(8*)	0	0	13	-13	-100.00%	13	10	3	1	None	P,S,T,M,VP SC	8	90+ Days		
3463	LOVELAND	05/25/1920	Active	68	7	7	0	0.00%	69	19	0			M,VP,SC	0		\$3,800.00	
Exc Award (06/30/2018, 06/30/2022, 06/30/2023)																		
99945	LOVELAND DOWNTOWN	07/24/2007	Active	14	0	3	-3	-17.65%	17	10	3		2	N	M,SC	7		
Exc Award (06/30/2021, 06/30/2023)																		
3464	LYONS	05/31/1946	Active	19	1	0	1	5.56%	21		6		10	R	M,VP,SC	2	\$500.00	
3465	MILLIKEN JOHNSTOWN	06/01/1949	Active	12	0	0	0	0.00%	12		2		2	N	M,SC	6	90+ Days	
31004	MTN LIONS OF RED FEATHER LAKE	06/30/1975	Active	7	2	3	-1	-12.50%	10	31	6		2		M,VP,SC	0	\$25.00	
59856	NEW RAYMER PRAIRIE	07/16/1997	Active	27	4	6	-2	-6.90%	29	14	3		2	R	P	6		
3495	PEETZ	03/17/1949	Active	24	0	0	0	0.00%	24		2		5		P,M,VP,SC	6		
3467	PLATTEVILLE	05/27/1949	Active	7	0	0	0	0.00%	8		9		4	R	M,SC	5		
3468	ROGGEN	09/21/1951	Active	3	0	0	0	0.00%	3		2		2		M,VP,SC	8	90+ Days	
3499	STERLING	06/22/1920	Active	67	0	4	-4	-5.63%	64	5	3			N	SC	6		
Exc Award (06/30/2024)																		
3469	TRI TOWN	12/01/1938	Active(2)	8	0	1	-1	-11.11%	9	4	1		2		P,M,VP,SC	5		
3471	WINDSOR	04/07/1936	Cancelled(8*)	0	0	16	-16	-100.00%	16	28	3	1	None	P,S,T,M,VP SC	6	90+ Days		
3503	WOODLIN	02/16/1961	Active	19	0	2	-2	-9.52%	21	38	6			M,VP,SC	5		\$458.00	
3504	WRAY	05/14/1953	Active	15	0	1	-1	-6.25%	16	43	4		5	R	M,SC	6		
3505	YUMA	12/08/1947	Active	14	0	0	0	0.00%	14		0		2	R	M,SC	0	\$500.00	
Exc Award (06/30/2023)																		

Clubs Cancelled Previous Fiscal Year – Clubs Cancelled within last 12 months may be reinstated

Club Number	Club Name	Charter Date	Current Status*	Cancellation Date
33011	LONGMONT SUNRISE	11/23/1976	Cancelled(6*)	10/29/2023



Club Health Assessment for District 6 NE through March 2025

Club Number			Club Name			Charter Date			Status						Membership						Reports					Finance		LCIF
									Current Member Count	YTD Members Added	YTD Members Dropped	YTD Net Growth	YTD Net Growth%	Member Count 12 Months Ago	Avg. length of service for dropped members	Months Since Last MMR ***	Yrs. Since Last Officer Report	President Rotation	Vice President Reported ****	Months Since Last Activity Report ***	Account Balance	Donations for current Fiscal Year						
									Number of times on status quo within last two years	If below 15 members appears			If net loss is greater than 20% appears			If no report in 3 months appears in		When more than one year appears in	Number of repeat terms	Notes the officers that do not have an active		If no report at 12 months appears in red						
Current Total Clubs Count	YTD New Clubs Count	YTD Cancelled Clubs Count	YTD Net Club Gain	Current Total Members Count	YTD Add	YTD Drop	YTD Net Growth	YTD Net Growth %	Member Count 12 Months Ago	Average Member Count Per Club	% of Clubs with less than 20 members	% No MMR in 3 Months	% No Officer Report in 12 Months	% of Clubs with balance 90+ days	Number of Clubs in Status Quo	% Status Quo Clubs in Financial Suspension	Number of Cancelled Clubs	Average Cancelled Club Age	Members Lost Due to Cancellation	% of Clubs Cancelled for Non-Financial Reasons								
33	0	3	-3	829	39	96	-57	-6.43%	851	25	55%	42%	0%	18%	0	0%	3	77	31	0%								

* - P - Priority Club. Cancellation Reasons: 1-Objectives/conduct, 2-Non-active club, 5-Non-existing club, 6-Disbanding, 7-Merger, 8-Financial Suspension, 9-District/Multiple District Dues.

** - Abbreviation: P-President, S-Secretary, T-Treasurer, M-Member Chairperson, VP-First Vice President, MC-Communications Chairperson, SC-Service Chairperson

*** - Abbreviation: N/R - Never reported using the Lions Clubs website, N/A - Not applicable, No password registered for the Lions Clubs website.

**** - Abbreviation: N - New, IP - Immediate Past, R - Repeat.



Club Health Assessment for District 6 C through March 2025

			Status	Membership							Reports					Finance		LCIF
Club Number	Club Name	Charter Date		Current Member Count	YTD Members Added	YTD Members Dropped	YTD Net Growth	YTD Net Growth%	Member Count 12 Months Ago	Avg. length of service for dropped members	Months Since Last MMR ***	Yrs. Since Last Officer Report	President Rotation	Vice President Reported ****	Months Since Last Activity Report ***	Account Balance	Donations for current Fiscal Year	
			Number of times on status quo within last two years	If below 15 members appears				If net loss is greater than 20% appears			If no report in 3 months appears in	When more than one year appears in	Number of repeat terms	Notes the officers that do not have an active	If no report at 12 months appears in red			
Clubs more than two years old																		
3506	ADAMS CENTENNIAL	03/03/1959	Active	5	0	0	0	0.00%	5		10		16	VP,SC	0		\$550.00	
3507	ARVADA	03/27/1946	Active	13	3	2	1	8.33%	12	31	3			VP	1		\$955.00	
Exc Award (06/30/2024)																		
3508	AURORA	06/03/1949	Active	5	0	0	0	0.00%	5		33	1	None	P,S,T,M,VP SC	20	90+ Days		
30556	BENNETT WATKINS	04/29/1975	Active	6	0	0	0	0.00%	6		0		None	P,S,M,VP,SC	9			
Exc Award (06/30/2016)																		
3511	BROOMFIELD	11/02/1953	Active	19	0	2	-2	-9.52%	23	7	3		2	M,VP,SC	20			
3519	CENTENNIAL AIRPORT	09/17/1964	Active	29	2	1	1	3.57%	29	28	0		2	R SC	0		\$5,550.00	
Exc Award (06/30/2023)																		
109060	CHATFIELD	08/11/2010	Active	11	0	0	0	0.00%	13		1			M,VP,SC	1		\$400.00	
Exc Award (06/30/2018, 06/30/2021)																		
111091	COLORADO ROCKY MOUNTAIN CYBER	05/17/2011	Active	105	3	2	1	0.96%	97	7	0			N	8		\$25.00	
3515	DENVER	06/26/1917	Active	69	5	5	0	0.00%	71	27	0			N SC	6		\$250.00	
127776	Denver Central Park	06/08/2016	Active(1)	9	0	0	0	0.00%	9		11		3	T,M,VP,SC	12	90+ Days		
47760	DENVER FIVE POINTS	10/13/1987	Active	42	2	1	1	2.44%	44	27	0			N M,SC	9		\$500.00	
Exc Award (06/30/2018)																		
43598	DENVER PARK HILL	03/12/1984	Cancelled(8*)	0	0	7	-7	-100.00%	7	11	3		None	P,S,T,M,VP SC	20	90+ Days		
3523	DOUGLAS COUNTY	07/26/1922	Active	6	0	2	-2	-25.00%	8	27	5		3	VP,SC	18			
3524	ENGLEWOOD	05/05/1926	Active	12	2	2	0	0.00%	12	12	2		4	M,VP,SC	0		\$1,000.00	
3525	GOLDEN	12/28/1942	Active	41	10	12	-2	-4.65%	43	16	0			N SC	0		\$70.00	
Exc Award (06/30/2018, 06/30/2024)																		
58345	HIGHLANDS RANCH	05/28/1996	Active	16	1	1	0	0.00%	13	9	1			VP,SC	7		\$1,170.00	
Exc Award (06/30/2018)																		
3526	IDAHO SPRINGS	10/02/1952	Active	17	2	0	2	13.33%	15		5			R M,SC	0		\$2,440.00	
3527	KIOWA	02/17/1947	Active	10	0	0	0	0.00%	10		9		4	T,M,VP,SC	19			
3457	LAFAYETTE	06/21/1921	Active	14	0	0	0	0.00%	15		10		2	R SC	4		\$303.82	



Club Health Assessment for District 6 C through March 2025

			Status	Membership							Reports					Finance	LCIF
Club Number	Club Name	Charter Date		Current Member Count	YTD Members Added	YTD Members Dropped	YTD Net Growth	YTD Net Growth%	Member Count 12 Months Ago	Avg. length of service for dropped members	Months Since Last MMR ***	Yrs. Since Last Officer Report	President Rotation	Vice President Reported ****	Months Since Last Activity Report ***	Account Balance	Donations for current Fiscal Year
			Number of times on status quo within last two years	If below 15 members appears			If net loss is greater than 20% appears				If no report in 3 months appears in	When more than one year appears in	Number of repeat terms	Notes the officers that do not have an active	If no report at 12 months appears in red		
Exc Award (06/30/2024)																	
3532	LITTLETON	05/03/1949	Active	12	0	0	0	0.00%	12		32	1	None	P,S,T,M,VP SC	20	90+ Days	
3462	LOUISVILLE	05/27/1931	Active	11	1	0	1	10.00%	10		5		2	R	M,SC	0	
3466	NEDERLAND	06/23/1948	Active	13	3	1	2	18.18%	11	2	3		12	R	M,SC	0	
Exc Award (06/30/2018, 06/30/2022, 06/30/2024)																	
52462	PARKER SUNRISE	02/03/1992	Active(1)	4	0	0	0	0.00%	4		22	1	None	P,S,T,M,VP SC	20	90+ Days	
3535	PLEASANT VIEW	03/22/1956	Active(1)	6	0	0	0	0.00%	6		20	1	None	P,S,T,M,VP SC	20	90+ Days	
3540	THORNTON	08/23/1956	Active	8	0	0	0	0.00%	8		0		8	R	M,VP,SC	9	
Exc Award (06/30/2022)																	\$300.00

Clubs Cancelled Previous Fiscal Year – Clubs Cancelled within last 12 months may be reinstated

Club Number	Club Name	Charter Date	Current Status*	Cancellation Date
3521	DENVER WESTWOOD	10/28/1941	Cancelled(8*)	06/29/2024

Current Total Clubs Count	YTD New Clubs Count	YTD Cancelled Clubs Count	YTD Net Club Gain	Current Total Members Count	YTD Add	YTD Drop	YTD Net Growth	YTD Net Growth %	Member Count 12 Months Ago	Average Member Count Per Club	% of Clubs with less than 20 members	% No MMR in 3 Months	% No Officer Report in 12 Months	% of Clubs with balance 90+ days	Number of Clubs in Status Quo	% Status Quo Clubs in Financial Suspension	Number of Cancelled Clubs	Average Cancelled Club Age	Members Lost Due to Cancellation	% of Clubs Cancelled for Non-Financial Reasons
24	0	1	-1	483	34	38	-4	-0.82%	488	20	79%	58%	17%	21%	0	0%	1	123	7	-100%

* - P - Priority Club. Cancellation Reasons: 1-Objectives/conduct, 2-Non-active club, 5-Non-existing club, 6-Disbanding, 7-Merger, 8-Financial Suspension, 9-District/Multiple District Dues.

** - Abbreviation: P-President, S-Secretary, T-Treasurer, M-Member Chairperson, VP-First Vice President, MC-Communications Chairperson, SC-Service Chairperson

*** - Abbreviation: N/R - Never reported using the Lions Clubs website, N/A - Not applicable, No password registered for the Lions Clubs website.

**** - Abbreviation: N - New, IP - Immediate Past, R - Repeat.



Club Health Assessment for District 6 SE through March 2025

Club Number	Club Name	Charter Date	Status	Membership							Reports					Finance	LCIF
				Current Member Count	YTD Members Added	YTD Members Dropped	YTD Net Growth	YTD Net Growth%	Member Count 12 Months Ago	Avg. length of service for dropped members	Months Since Last MMR ***	Yrs. Since Last Officer Report	President Rotation	Vice President Reported ****	Months Since Last Activity Report ***	Account Balance	Donations for current Fiscal Year
			Number of times on status quo within last two years	If below 15 members appears				If net loss is greater than 20% appears			If no report in 3 months appears	When more than one year appears in	Number of repeat terms	Notes the officers that do not have an active	If no report at 12 months red		
Clubs more than two years old																	
3545	AVONDALE VINELAND	03/02/1954	Active	10	3	1	2	25.00%	11	34	2		2	VP,SC	5		
3546	CALHAN	08/21/1939	Active	44	3	12	-9	-16.98%	55	12	2			N	SC	0	\$1,300.00
	Exc Award (06/30/2017, 06/30/2018)																
3547	CANON CITY NOON	11/22/1921	Active	36	2	5	-3	-7.69%	41	18	2				M,VP,SC	4	\$900.00
	Exc Award (06/30/2017, 06/30/2018)																
3550	COLORADO CITY-RYE L C	11/07/1967	Active	18	5	0	5	38.46%	14		1		3	R	M,SC	5	
3551	COLORADO SPRINGS DOWNTOWN	02/20/1922	Active	35	0	3	-3	-7.89%	38	2	2			IP	M,SC	3	
3569	COLORADO SPRINGS NOB HILL	11/29/1951	Active	18	5	1	4	28.57%	12	1	1				M,VP,SC	24+	\$3,000.00
3555	COLORADO SPRINGS SECURITY	01/30/1957	Active	16	3	6	-3	-15.79%	18	17	3				M,VP,SC	24+	\$5.00
97106	COTOPAXI	05/09/2006	Active	25	1	1	0	0.00%	25	8	6		4	R	M,SC	16	
116090	EL PASO COUNTY TRI-LAKES	02/16/2012	Active	22	0	0	0	0.00%	22		13		2		M,VP,SC	19	
3479	FLAGLER	09/13/1939	Active	11	0	3	-3	-21.43%	17	6	2		3	N	M,SC	8	
50918	FLORENCE	09/10/1990	Active	8	0	0	0	0.00%	7		11		6	R	P,M,VP,SC	24+	
46696	HUGO	12/01/1986	Active	11	0	0	0	0.00%	11		1		6	R	M,SC	1	
3563	LAMAR	08/02/1921	Active	23	3	3	0	0.00%	23	17	2				VP,SC	19	\$3,000.00
3565	LAS ANIMAS	10/12/1921	Active	10	0	3	-3	-23.08%	11	5	1		2	R	M,SC	7	
108762	LIMON	06/23/2010	Cancelled(6*)	0	0	9	-9	-100.00%	9	11	5		None		P,S,T,M,VP SC	15	
3570	OLNEY SPRINGS	12/06/1951	Active	2	0	5	-5	-71.43%	7	33	12		6		S,T,M,VP,SC	19	
3572	PUEBLO CHARTER	06/01/1917	Active	34	2	0	2	6.25%	33		1			N	M,SC	1	\$1,195.00
3576	ROCKY FORD	07/09/1920	Active	32	2	1	1	3.23%	29	53	1			N	P,T,M,VP,SC	19	
3579	SPRINGFIELD	10/20/1939	Active	17	0	1	-1	-5.56%	18	9	7			N		17	
3580	SWINK	03/06/1969	Active	24	1	3	-2	-7.69%	26	16	1		2	N	M,VP,SC	3	
3583	WILEY	03/10/1952	Active	18	4	0	4	28.57%	15		5			N	M	0	\$650.00



Club Health Assessment for District 6 SE through March 2025

			Membership								Reports					Finance		LCIF		
Club Number	Club Name	Charter Date		Current Member Count	YTD Members Added	YTD Members Dropped	YTD Net Growth	YTD Net Growth%	Member Count 12 Months Ago	Avg. length of service for dropped members	Months Since Last MMR ***	Yrs. Since Last Officer Report	President Rotation	Vice President Reported ****	Months Since Last Activity Report ***	Account Balance	Donations for current Fiscal Year			
			Number of times on status quo within last two years	If below 15 members appears				If net loss is greater than 20% appears			If no report in 3 months appears in	When more than one year appears in	Number of repeat terms	Notes the officers that do not have an active	If no report at 12 months appears in red					
108439	WOODLAND PARK PIKES PEAK Exc Award (06/30/2024)	05/24/2010	Active	18	2	1	1	5.88%	19	18	2		2	R M,SC	8		\$1,000.00			
Current Total Clubs Count	YTD New Clubs Count	YTD Cancelled Clubs Count	YTD Net Club Gain	Current Total Members Count	YTD Add	YTD Drop	YTD Net Growth	YTD Net Growth %	Member Count 12 Months Ago	Average Member Count Per Club	% of Clubs with less than 20 members	% No MMR in 3 Months	% No Officer Report in 12 Months	% of Clubs with balance 90+ days	Number of Clubs in Status Quo	% Status Quo Clubs in Financial Suspension	Number of Cancelled Clubs	Average Cancelled Club Age	Members Lost Due to Cancellation	% of Clubs Cancelled for Non-Financial Reasons
21	0	1	-1	432	36	58	-22	-4.85%	461	21	57%	33%	0%	5%	0	0%	1	14	9	100%

* - P - Priority Club. Cancellation Reasons: 1-Objectives/conduct, 2-Non-active club, 5-Non-existing club, 6-Disbanding, 7-Merger, 8-Financial Suspension, 9-District/Multiple District Dues.

** - Abbreviation: P-President, S-Secretary, T-Treasurer, M-Member Chairperson, VP-First Vice President, MC-Communications Chairperson, SC-Service Chairperson

*** - Abbreviation: N/R - Never reported using the Lions Clubs website, N/A - Not applicable, No password registered for the Lions Clubs website.

**** - Abbreviation: N - New, IP - Immediate Past, R - Repeat.



Club Health Assessment for District 6 W through March 2025

			Status	Membership							Reports					Finance		LCIF
Club Number	Club Name	Charter Date		Current Member Count	YTD Members Added	YTD Members Dropped	YTD Net Growth	YTD Net Growth%	Member Count 12 Months Ago	Avg. length of service for dropped members	Months Since Last MMR ***	Yrs. Since Last Officer Report	President Rotation	Vice President Reported ****	Months Since Last Activity Report ***	Account Balance	Donations for current Fiscal Year	
			Number of times on status quo within last two years	If below 15 members appears				If net loss is greater than 20% appears			If no report in 3 months appears in	When more than one year appears in	Number of repeat terms	Notes the officers that do not have an active	If no report at 12 months appears in red			
Clubs more than two years old																		
3586	BASALT	05/13/1957	Active	23	6	5	1	4.55%	22	8	4			N	S,M,SC	0		
	Exc Award (06/30/2022)																	
3588	BAYFIELD	01/29/1953	Active	16	0	3	-3	-15.79%	19	7	6		2		M,VP,SC	3		
	Exc Award (06/30/2022)																	
3591	CLIFTON	05/01/1939	Active	16	1	2	-1	-5.88%	20	29	0		None	N	P,M,SC	2	\$600.00	
	Exc Award (06/30/2020)																	
3592	COLLBRAN	03/24/1959	Active	8	0	0	0	0.00%	8		12		8	N	VP,SC	11		
3593	CORTEZ	06/02/1942	Active	6	0	0	0	0.00%	6		8		4		M,VP,SC	0		
3594	CRAIG	12/01/1922	Active	7	0	1	-1	-12.50%	8	56	1		12		T,M,VP,SC	19		
3596	DELTA	11/11/1921	Active	9	1	3	-2	-18.18%	11	11	0		3	R		19		
3597	DURANGO	10/31/1928	Active	9	0	2	-2	-18.18%	11	32	0		6	R	M,SC	2	90+ Days	
3598	EAGLE	08/26/1938	Active	12	0	1	-1	-7.69%	15	3	3				VP,SC	0		
	Exc Award (06/30/2019, 06/30/2021, 06/30/2022)																	
39516	FRASER RIVER VALLEY L C	03/16/1981	Active	100	11	15	-4	-3.85%	105	7	1		2	N		11		
	Exc Award (06/30/2020)																	
3599	FRUITA	02/10/1957	Active	19	9	2	7	58.33%	17	4	1				T,M,VP	1	\$500.00	
	Exc Award (06/30/2021)																	
3601	GLENWOOD SPRINGS	12/01/1921	Active	22	1	1	0	0.00%	21	41	0		5		M,VP,SC	0		
	Exc Award (06/30/2018, 06/30/2022)																	
3602	GRAND JUNCTION	10/28/1921	Active	85	12	15	-3	-3.41%	86	7	0			N	SC	3		
	Exc Award (06/30/2022)																	
3605	HAYDEN	11/30/1961	Active	9	1	0	1	12.50%	8		1		2		M,VP,SC	1		
	Exc Award (06/30/2022)																	
45067	HOTCHKISS	06/04/1985	Active	9	0	3	-3	-25.00%	13	6	1			R	M,SC	0		
3608	JACKSON COUNTY	08/29/1935	Active	17	1	2	-1	-5.56%	18	9	4		4	N	VP,SC	11		
	Exc Award (06/30/2021, 06/30/2022)																	
3531	LEADVILLE	11/08/1951	Active	50	1	1	0	0.00%	50	12	1			R		0	\$50.00	



Club Health Assessment for District 6 W through March 2025

			Status								Membership								Reports					Finance		LCIF
Club Number	Club Name	Charter Date			Current Member Count	YTD Members Added	YTD Members Dropped	YTD Net Growth	YTD Net Growth%	Member Count 12 Months Ago	Avg. length of service for dropped members	Months Since Last MMR ***	Yrs. Since Last Officer Report	President Rotation	Vice President Reported ****	Months Since Last Activity Report ***	Account Balance	Donations for current Fiscal Year								
			Number of times on status quo within last two years		If below 15 members appears				If net loss is greater than 20% appears			If no report in 3 months appears in	When more than one year appears in	Number of repeat terms		Notes the officers that do not have appears in an active	If no report at 12 months red									
Exc Award (06/30/2022)																										
40852	MANCOS VALLEY	02/19/1982	Active		11	2	6	-4	-26.67%	15	7	2		2	T,M,VP,SC	8										
Exc Award (06/30/2020)																										
3609	MEEKER	07/23/1923	Active		42	4	2	2	5.00%	40	4	0		2	R M,SC	5		\$1,000.00								
Exc Award (06/30/2022)																										
3610	MONTROSE	05/20/1937	Active		15	0	2	-2	-11.76%	17	7	2		2	R M,SC	1		\$1,000.00								
62346	NEW CASTLE	09/15/1999	Active		24	4	0	4	20.00%	21		2		6	R SC	1										
Exc Award (06/30/2022)																										
3613	ORCHARD MESA	01/20/1960	Active		23	4	4	0	0.00%	24	9	0			M,VP,SC	0		\$1,000.00								
Exc Award (06/30/2021, 06/30/2022)																										
3615	PALISADE	07/26/1930	Active		15	1	0	1	7.14%	14		2		3	R M,VP,SC	6										
3616	PAONIA	01/27/1946	Active		12	0	2	-2	-14.29%	14	7	1		3	VP,SC	2										
3618	REDLANDS	05/09/1968	Active		49	3	3	0	0.00%	49	13	1			N SC	0		\$1,300.00								
Exc Award (06/30/2018, 06/30/2020, 06/30/2022)																										
3619	RIFLE	03/13/1935	Active		6	0	4	-4	-40.00%	9	12	2		3	M,VP,SC	10										
3621	STEAMBOAT SKI TOWN	12/06/1922	Active		26	1	0	1	4.00%	25		1			N M,SC	13										
3590	SURFACE CREEK VALLEY L C	11/27/1972	Active		10	3	2	1	11.11%	9	2	2		7	R M,SC	4										
Current Total Clubs Count	YTD New Clubs Count	YTD Cancelled Clubs Count	YTD Net Club Gain	Current Total Members Count	YTD Add	YTD Drop	YTD Net Growth	YTD Net Growth %	Member Count 12 Months Ago	Average Member Count Per Club	% of Clubs with less than 20 members	% No MMR in 3 Months	% No Officer Report in 12 Months	% of Clubs with balance 90+ days	Number of Clubs in Status Quo	% Status Quo Clubs in Financial Suspension	Number of Cancelled Clubs	Average Cancelled Club Age	Members Lost Due to Cancellation	% of Clubs Cancelled for Non-Financial Reasons						
28	0	0	0	650	66	81	-15	-2.26%	675	23	64%	21%	0%	4%	0	0%	0	0	0	0%						

* - P - Priority Club. Cancellation Reasons: 1-Objectives/conduct, 2-Non-active club, 5-Non-existing club, 6-Disbanding, 7-Merger, 8-Financial Suspension, 9-District/Multiple District Dues.

** - Abbreviation: P-President, S-Secretary, T-Treasurer, M-Member Chairperson, VP-First Vice President, MC-Communications Chairperson, SC-Service Chairperson

*** - Abbreviation: N/R - Never reported using the Lions Clubs website, N/A - Not applicable, No password registered for the Lions Clubs website.

**** - Abbreviation: N - New, IP - Immediate Past, R - Repeat.



Club Health Assessment for District 7 L through March 2025

			Status	Membership							Reports					Finance		LCIF
Club Number	Club Name	Charter Date		Current Member Count	YTD Members Added	YTD Members Dropped	YTD Net Growth	YTD Net Growth%	Member Count 12 Months Ago	Avg. length of service for dropped members	Months Since Last MMR ***	Yrs. Since Last Officer Report	President Rotation	Vice President Reported ****	Months Since Last Activity Report ***	Account Balance	Donations for current Fiscal Year	
			Number of times on status quo within last two years	If below 15 members appears					If net loss is greater than 20% appears		If no report in 3 months appears in	When more than one year appears in	Number of repeat terms	Notes the officers that do not have an active	If no report at 12 months appears in red			
Clubs more than two years old																		
3623	ARKADELPHIA	12/13/1943	Active	22	2	0	2	10.00%	19		0			N	M,SC	24+	\$2,180.00	
Exc Award (06/30/2019)																		
3627	BENTON	07/28/1943	Active(1)	18	2	0	2	12.50%	14		5		None		P,T,M,VP,SC	24+	\$250.00	
63084	BISMARCK	04/17/2000	Cancelled(8*)	0	0	11	-11	-100.00%	11	10	3	1	None		P,S,T,M,VP SC	24+	90+ Days	
32914	BRYANT	11/10/1976	Active	14	0	1	-1	-6.67%	15	31	5		2	R		3		
3630	CAMDEN	12/11/1925	Active	30	0	0	0	0.00%	30		12	1	None		P,S,T,M,VP SC	24+		
3634	DE QUEEN	10/25/1950	Active	29	6	8	-2	-6.45%	31	9	2			N	SC	3		
3639	HATFIELD	08/28/1973	Active	18	1	0	1	5.88%	18		2				T,M,VP,SC	24+		
3640	HOPE	01/15/1947	Active	91	7	9	-2	-2.15%	95	10	0			N		0	\$4,101.00	
Exc Award (06/30/2018, 06/30/2023)																		
123645	Hope Evening	12/01/2014	Active	25	0	0	0	0.00%	25		9			N	P,T,M,SC	24+		
34739	HOT SPRINGS DIAMONDHEAD	12/12/1977	Active	17	0	2	-2	-10.53%	19	5	6		None		P,T,M,VP,SC	N/R		
86106	HOT SPRINGS JESSE D HAWKINS	04/06/2005	Active	27	3	1	2	8.00%	19	20	1		None		P,T,M,VP,SC	5	\$300.00	
3644	HOT SPRINGS SOUTH HOT SPRINGS	09/18/1952	Active	23	0	2	-2	-8.00%	25	5	5		None	N	P,M,SC	24+		
33511	HOT SPRINGS VILLAGE BREAKFAST	03/21/1977	Active	24	1	5	-4	-14.29%	28	11	1		4		T,VP,SC	17	90+ Days	
Exc Award (06/30/2016)																		
3645	HOT SPRINGS VILLAGE EVENING	07/31/1972	Active	64	13	13	0	0.00%	64	9	1			N	M,SC	1	\$1,050.00	
Exc Award (06/30/2016, 06/30/2018, 06/30/2020)																		
64099	LEWISVILLE	03/26/2001	Active(1)	12	0	0	0	0.00%	12		40	1	None		P,S,T,M,VP SC	24+	90+ Days	
96479	LOCKESBURG	03/09/2006	Active	11	0	3	-3	-21.43%	14	6	2			R	P,M,VP,SC	24+		
3649	MAGNOLIA	02/09/1927	Active	11	0	1	-1	-8.33%	12	7	1		5	N	M,SC	24+		
3650	MALVERN	11/23/1943	Active	27	4	1	3	12.50%	36	9	2			N	T,M,SC	6		
3651	MENA	06/14/1923	Active	25	1	4	-3	-10.71%	28	17	1		None		P,T,M,VP,SC	24+		
78439	MENA LIONESS	03/05/2004	Active	33	0	0	0	0.00%	37		0		2		S,T,M,VP	10		



Club Health Assessment for District 7 L through March 2025

			Status	Membership							Reports				Finance	LCIF	
Club Number	Club Name	Charter Date		Current Member Count	YTD Members Added	YTD Members Dropped	YTD Net Growth	YTD Net Growth%	Member Count 12 Months Ago	Avg. length of service for dropped members	Months Since Last MMR ***	Yrs. Since Last Officer Report	President Rotation	Vice President Reported ****	Months Since Last Activity Report ***	Account Balance	Donations for current Fiscal Year
			Number of times on status quo within last two years	If below 15 members appears				If net loss is greater than 20% appears			If no report in 3 months appears in	When more than one year appears in	Number of repeat terms	Notes the officers that do not have an active	If no report at 12 months appears in red		
Exc Award (06/30/2016)																	
3654	NASHVILLE	12/27/1946	Cancelled(8*)	0	0	9	-9	-100.00%	9	29	0		None	P,S,T,M,VP SC	24+	90+ Days	
3656	PRESCOTT	04/25/1972	Active(1)	9	0	1	-1	-10.00%	11	3	1		10	R S,T,M,VP	11		
43599	SARATOGA TRI COUNTY	03/19/1984	Active	6	0	0	0	0.00%	6		17	1	None	P,S,T,M,VP SC	18	90+ Days	
3658	TEXARKANA	02/19/1917	Active	15	0	0	0	0.00%	18		9		2	M,VP	3	90+ Days	
105453	TEXARKANA EVENING	05/08/2009	Active	7	0	3	-3	-30.00%	10	8	0			T,M,VP,SC	24+		\$40.00
Exc Award (06/30/2016)																	

Clubs Cancelled Previous Fiscal Year – Clubs Cancelled within last 12 months may be reinstated

Club Number	Club Name	Charter Date	Current Status*	Cancellation Date
139044	Saline County Professional Womens	06/28/2019	Cancelled(8*)	12/29/2023

Current Total Clubs Count	YTD New Clubs Count	YTD Cancelled Clubs Count	YTD Net Club Gain	Current Total Members Count	YTD Add	YTD Drop	YTD Net Growth	YTD Net Growth %	Member Count 12 Months Ago	Average Member Count Per Club	% of Clubs with less than 20 members	% No MMR in 3 Months	% No Officer Report in 12 Months	% of Clubs with balance 90+ days	Number of Clubs in Status Quo	% Status Quo Clubs in Financial Suspension	Number of Cancelled Clubs	Average Cancelled Club Age	Members Lost Due to Cancellation	% of Clubs Cancelled for Non-Financial Reasons
23	0	2	-2	558	40	74	-34	-5.74%	606	24	48%	39%	13%	22%	0	0%	2	54	20	-50%

* - P - Priority Club. Cancellation Reasons: 1-Objectives/conduct, 2-Non-active club, 5-Non-existing club, 6-Disbanding, 7-Merger, 8-Financial Suspension, 9-District/Multiple District Dues.

** - Abbreviation: P-President, S-Secretary, T-Treasurer, M-Member Chairperson, VP-First Vice President, MC-Communications Chairperson, SC-Service Chairperson

*** - Abbreviation: N/R - Never reported using the Lions Clubs website, N/A - Not applicable, No password registered for the Lions Clubs website.

**** - Abbreviation: N - New, IP - Immediate Past, R - Repeat.



Club Health Assessment for District 7 I through March 2025

			Status	Membership							Reports					Finance		LCIF
Club Number	Club Name	Charter Date		Current Member Count	YTD Members Added	YTD Members Dropped	YTD Net Growth	YTD Net Growth%	Member Count 12 Months Ago	Avg. length of service for dropped members	Months Since Last MMR ***	Yrs. Since Last Officer Report	President Rotation	Vice President Reported ****	Months Since Last Activity Report ***	Account Balance	Donations for current Fiscal Year	
			Number of times on status quo within last two years	If below 15 members appears				If net loss is greater than 20% appears			If no report in 3 months appears in	When more than one year appears in	Number of repeat terms	Notes the officers that do not have an active	If no report at 12 months appears in red			
Clubs more than two years old																		
3661	ATKINS	11/10/1939	Active	9	0	1	-1	-10.00%	10	2	6		None	P,M,VP,SC	16			
3663	BELLA VISTA	03/24/1970	Active	10	0	3	-3	-23.08%	12	10	2		2	M,VP,SC	16		\$1,100.00	
36551	BENTONVILLE BREAKFAST	02/09/1979	Active	15	2	5	-3	-16.67%	18	10	2		5	R	S,M,SC	16	90+ Days	
3664	BERRYVILLE	02/28/1958	Active(1)	9	1	2	-1	-10.00%	10	5	2			R	M,SC	10		
3665	BOONEVILLE	10/28/1954	Active	12	1	3	-2	-14.29%	14	3	0		2	R	M,VP	8	\$240.00	
Exc Award (06/30/2024)																		
3666	CLARKSVILLE	06/12/1925	Active	25	3	6	-3	-10.71%	31	5	0			M,VP,SC	0		\$1,000.00	
Exc Award (06/30/2023)																		
3789	CONWAY EVENING	12/04/1962	Active	11	1	0	1	10.00%	10		1			N	SC	3	\$300.00	
3788	CONWAY NOON	08/06/1946	Active	30	4	5	-1	-3.23%	33	11	1			N	M,SC	3	\$1,000.00	
Exc Award (06/30/2018, 06/30/2024)																		
3667	DANVILLE	08/26/1946	Active	42	0	1	-1	-2.33%	44	2	4			N	VP,SC	2		
3668	DARDANELLE	08/06/1968	Active	16	0	0	0	0.00%	17		8			P,S,T,M,VP SC	16			
48278	DOVER	03/21/1988	Active	19	0	0	0	0.00%	19		10		2	T,M,VP,SC	16			
118255	ELKINS	11/02/2012	Active	22	0	0	0	0.00%	22		7			N	M,SC	16	90+ Days	
Exc Award (06/30/2023)																		
3673	FAYETTEVILLE	05/10/1923	Active	33	2	1	1	3.13%	34	19	2			N	M,SC	16		
Exc Award (06/30/2018)																		
3675	FORT SMITH NOON	03/08/1919	Active	34	4	0	4	13.33%	29		0			N	M,SC	0	\$100.00	
3678	GENTRY	04/07/1964	Active(1)	3	0	0	0	0.00%	5		9	1	None	P,S,T,M,VP SC	16	90+ Days		
119915	Gravette	06/30/2013	Active	14	2	1	1	7.69%	13	10	2		3	R	M,SC	0	\$2,259.00	
Exc Award (06/30/2018)																		
3680	GREEN FOREST	09/30/1943	Active	9	2	2	0	0.00%	9	8	7		16	M,VP,SC	16			
3683	HARRISON	02/28/1924	Active	41	7	5	2	5.13%	39	13	0			N	M,SC	1		
65091	HUNTSVILLE	03/20/2002	Active(1)	14	0	3	-3	-17.65%	16	15	6			N	P,VP,SC	16		
3686	MORRILTON	08/14/1946	Active(1)	17	0	0	0	0.00%	18		0			N	M,SC	16		



Club Health Assessment for District 7 I through March 2025

			Status								Membership							Reports					Finance		LCIF
Club Number	Club Name	Charter Date		Current Member Count	YTD Members Added	YTD Members Dropped	YTD Net Growth	YTD Net Growth%	Member Count 12 Months Ago	Avg. length of service for dropped members	Months Since Last MMR ***	Yrs. Since Last Officer Report	President Rotation	Vice President Reported ****	Months Since Last Activity Report ***	Account Balance	Donations for current Fiscal Year								
			Number of times on status quo within last two years	If below 15 members appears				If net loss is greater than 20% appears			If no report in 3 months appears in	When more than one year appears in	Number of repeat terms	Notes the officers that do not have an active	If no report at 12 months appears in red										
3728	MOUNTAIN HOME	06/20/1947	Active	49	13	4	9	22.50%	36	8	0			N	0		\$150.00								
	Exc Award (06/30/2023)																								
3688	MULBERRY	10/31/1939	Active	22	4	3	1	4.76%	19	6	7		None	N	P,M,SC	16									
3690	OZARK	06/04/1953	Active	11	0	0	0	0.00%	11		8		None		P,S,T,M,VP SC	15									
61690	PARIS	03/30/1999	Active	8	1	0	1	14.29%	7		1		5		M,VP,SC	0	\$100.00								
107908	PEA RIDGE	03/26/2010	Active	20	6	3	3	17.65%	17	2	2				M,VP,SC	15									
3693	PRAIRIE GROVE	09/27/1946	Active	21	5	2	3	16.67%	18	31	0		3	R	M,SC	16									
3695	RUSSELLVILLE	02/15/1923	Active	33	0	0	0	0.00%	34		6		None		P,T,M,VP,SC	4	90+ Days								
3699	SILOAM SPRINGS	10/21/1946	Active(1)	3	0	0	0	0.00%	3		6		7		M,VP,SC	6	\$400.00								
3701	VAN BUREN	08/17/1922	Active	22	0	1	-1	-4.35%	24	3	1				M,VP,SC	4									
66758	VILONIA	10/30/2002	Active	7	1	5	-4	-36.36%	11	8	1		2	R	M,VP,SC	16									
Current Total Clubs Count	YTD New Clubs Count	YTD Cancelled Clubs Count	YTD Net Club Gain	Current Total Members Count	YTD Add	YTD Drop	YTD Net Growth	YTD Net Growth %	Member Count 12 Months Ago	Average Member Count Per Club	% of Clubs with less than 20 members	% No MMR in 3 Months	% No Officer Report in 12 Months	% of Clubs with balance 90+ days	Number of Clubs in Status Quo	% Status Quo Clubs in Financial Suspension	Number of Cancelled Clubs	Average Cancelled Club Age	Members Lost Due to Cancellation	% of Clubs Cancelled for Non-Financial Reasons					
30	0	0	0	581	59	56	3	0.52%	583	19	57%	40%	3%	13%	0	0%	0	0	0	0%					

* - P - Priority Club. Cancellation Reasons: 1-Objectives/conduct, 2-Non-active club, 5-Non-existing club, 6-Disbanding, 7-Merger, 8-Financial Suspension, 9-District/Multiple District Dues.

** - Abbreviation: P-President, S-Secretary, T-Treasurer, M-Member Chairperson, VP-First Vice President, MC-Communications Chairperson, SC-Service Chairperson

*** - Abbreviation: N/R - Never reported using the Lions Clubs website, N/A - Not applicable, No password registered for the Lions Clubs website.

**** - Abbreviation: N - New, IP - Immediate Past, R - Repeat.



Club Health Assessment for District 7 O through March 2025

Club Number	Club Name	Charter Date	Status	Membership							Reports					Finance	LCIF
				Current Member Count	YTD Members Added	YTD Members Dropped	YTD Net Growth	YTD Net Growth%	Member Count 12 Months Ago	Avg. length of service for dropped members	Months Since Last MMR ***	Yrs. Since Last Officer Report	President Rotation	Vice President Reported ****	Months Since Last Activity Report ***	Account Balance	Donations for current Fiscal Year
			Number of times on status quo within last two years	If below 15 members appears				If net loss is greater than 20% appears			If no report in 3 months appears	When more than one year appears in	Number of repeat terms	Notes the officers that do not have an active	If no report at 12 months appears in red		
Clubs more than two years old																	
3706	BLACK ROCK	02/08/1954	Active	10	0	5	-5	-33.33%	15	9	3		11	R	VP,SC	24+	
3707	BLYTHEVILLE	05/17/1926	Active	67	0	0	0	0.00%	65		5			N	P,M,SC	24+	\$100.00
3709	CALICO ROCK	06/27/1947	Active	30	4	3	1	3.45%	27	10	3		None	N	P,M,SC	24+	
3712	CHEROKEE VILLAGE	08/01/1963	Active	21	0	0	0	0.00%	21		0				M,VP,SC	24+	
3713	CORNING	05/06/1947	Active	12	0	1	-1	-7.69%	13	9	2	1	None		P,S,T,M,VP SC	24+	
3761	FAIRFIELD BAY	09/11/1969	Active(1)	7	0	0	0	0.00%	7		16		None		P,S,T,M,VP SC	24+	
132607	Harrisburg Arkansas	09/08/2017	Active	12	0	0	0	0.00%	12		12		None		P,S,T,M,VP SC	24+	90+ Days
3764	HEBER SPRINGS	01/29/1951	Active	14	0	3	-3	-17.65%	18	7	1		8		VP,SC	16	\$400.00
3720	JONESBORO	08/21/1919	Active	5	0	0	0	0.00%	5		13		None		P,S,T,M,VP SC	N/R	90+ Days
29730	JONESBORO NETTLETON	08/20/1974	Active	24	3	1	2	9.09%	22	0	4			N	P,S,T,SC	14	
3721	JONESBORO UNIVERSITY HEIGHTS Exc Award (06/30/2024)	07/09/1963	Active	38	1	2	-1	-2.56%	40	23	0			R	M,SC	0	\$2,092.18
3724	MANILA	01/07/1929	Active	20	1	1	0	0.00%	19	1	2		None		P,M,VP,SC	N/R	\$10.00
108086	MC CRORY	04/14/2010	Active	12	0	1	-1	-7.69%	13	15	2		16	R		23	
3731	NEWPORT	01/21/1941	Active(2)	20	0	0	0	0.00%	20		16	1	None		P,S,T,M,VP SC	N/R	90+ Days
3734	PARAGOULD	04/29/1947	Active	12	0	0	0	0.00%	12		27	1	None		P,S,T,M,VP SC	24+	90+ Days
3735	PIGGOTT	08/14/1958	Active	18	6	3	3	20.00%	15	24	0		2	N	T,M,VP,SC	N/R	
3777	SEARCY	03/28/1947	Active	17	0	0	0	0.00%	17		8			N	M,SC	24+	\$50.00
116860	SPRING RIVER TOWNSHIP	05/18/2012	Active(1)	44	3	0	3	7.32%	41		3		2	R	T,M,VP,SC	3	
3739	TRUMANN	01/25/1930	Active(1)	37	37	37	0	0.00%	37	15	0		8		M,VP,SC	24+	
3742	WEINER	02/24/1958	Active	37	2	0	2	5.71%	40		5		3	R	M	10	\$200.00

Clubs Cancelled Previous Fiscal Year – Clubs Cancelled within last 12 months may be reinstated

Club Number	Club Name	Charter Date	Current Status*	Cancellation Date
-------------	-----------	--------------	-----------------	-------------------



Club Health Assessment for District 7 O through March 2025

Club NumberClub NameCharter Date			Status	Membership								Reports				Finance		LCIF		
				Current Member Count	YTD Members Added	YTD Members Dropped	YTD Net Growth	YTD Net Growth%	Member Count 12 Months Ago	Avg. length of service for dropped members	Months Since Last MMR ***	Yrs. Since Last Officer Report	President Rotation	Vice President Reported ****	Months Since Last Activity Report ***	Account Balance	Donations for current Fiscal Year			
			Number of times on status quo within last two years	If below 15 members appears				If net loss is greater than 20% appears				If no report in 3 months appears in	When more than one year appears in	Number of repeat terms	Notes the officers that do not have an active	If no report at 12 months appears in				
3752	CHERRY VALLEY	01/18/1972	Cancelled(6*)	09/29/2023																
3736	POCAHONTAS	04/25/1968	Cancelled(6*)	09/29/2023																
3782	WEST MEMPHIS	05/31/1946	Cancelled(8*)	06/29/2024																
Current Total Clubs Count	YTD New Clubs Count	YTD Cancelled Clubs Count	YTD Net Club Gain	Current Total Members Count	YTD Add	YTD Drop	YTD Net Growth	YTD Net Growth %	Member Count 12 Months Ago	Average Member Count Per Club	% of Clubs with less than 20 members	% No MMR in 3 Months	% No Officer Report in 12 Months	% of Clubs with balance 90+ days	Number of Clubs in Status Quo	% Status Quo Clubs in Financial Suspension	Number of Cancelled Clubs	Average Cancelled Club Age	Members Lost Due to Cancellation	% of Clubs Cancelled for Non-Financial Reasons
20	0	0	0	457	57	57	0	0.00%	459	23	50%	60%	15%	20%	0	0%	0	0	0	0%

* - P - Priority Club. Cancellation Reasons: 1-Objectives/conduct, 2-Non-active club, 5-Non-existing club, 6-Disbanding, 7-Merger, 8-Financial Suspension, 9-District/Multiple District Dues.


** - Abbreviation: P-President, S-Secretary, T-Treasurer, M-Member Chairperson, VP-First Vice President, MC-Communications Chairperson, SC-Service Chairperson

*** - Abbreviation: N/R - Never reported using the Lions Clubs website, N/A - Not applicable, No password registered for the Lions Clubs website.

**** - Abbreviation: N - New, IP - Immediate Past, R - Repeat.



Club Health Assessment for District 7 N through March 2025

			Status	Membership							Reports					Finance		LCIF
Club Number	Club Name	Charter Date		Current Member Count	YTD Members Added	YTD Members Dropped	YTD Net Growth	YTD Net Growth%	Member Count 12 Months Ago	Avg. length of service for dropped members	Months Since Last MMR ***	Yrs. Since Last Officer Report	President Rotation	Vice President Reported ****	Months Since Last Activity Report ***	Account Balance	Donations for current Fiscal Year	
			Number of times on status quo within last two years	If below 15 members appears				If net loss is greater than 20% appears			If no report in 3 months appears in	When more than one year appears in	Number of repeat terms		Notes the officers that do not have an active	If no report at 12 months appears in red		
Clubs more than two years old																		
3749	BRINKLEY	06/14/1946	Active(1)	12	0	2	-2	-14.29%	14	5	3		None		P,M,VP,SC	24+		
3750	CABOT	06/30/1950	Active	50	1	1	0	0.00%	53	3	0			N	SC	24+		
3751	CARLISLE	09/14/1954	Active	24	0	7	-7	-22.58%	31	10	0				M,VP,SC	24+		\$2,000.00
3790	CROSSETT	02/17/1947	Cancelled(8*)	0	0	12	-12	-100.00%	12	6	3		None		P,S,T,M,VP SC	23	90+ Days	
Exc Award (06/30/2018, 06/30/2023)																		
3757	DES ARC	06/17/1953	Active	22	4	0	4	22.22%	18		1		17		M,VP,SC	N/R		
3792	DUMAS	03/14/1947	Active	10	0	0	0	0.00%	10		13		10		M,VP,SC	N/R		
3762	FORREST CITY	06/07/1946	Active	8	0	0	0	0.00%	8		7		3		P,M,VP,SC	24+	90+ Days	
3799	HAMPTON	05/09/1950	Active	13	0	0	0	0.00%	13		1		2		M,VP,SC	N/R		
3780	HELENA WEST HELENA	07/03/1946	Active	6	0	0	0	0.00%	6		48		12		M,VP,SC	N/R		
3802	LITTLE ROCK FOUNDERS	03/15/1916	Active	27	1	2	-1	-3.57%	28	21	2				VP,SC	7		\$1,200.00
104752	LITTLE ROCK SOUTH	02/13/2009	Active	23	1	1	0	0.00%	22	3	1				M,VP,SC	0		\$1,000.00
3771	LONOKE	02/21/1952	Active	22	4	4	0	0.00%	22	21	6			R	T,VP,SC	24+		
63980	MAUMELLE	02/12/2001	Active(1)	39	5	0	5	14.71%	34		0		2		M,VP	2		\$1,200.00
3807	MONTICELLO	02/18/1932	Active(1)	11	0	0	0	0.00%	11		58		10		P,M,VP,SC	N/R		
3809	NORTH LITTLE ROCK	11/13/1931	Active	33	1	1	0	0.00%	36	25	6		2	R	SC	0		\$1,500.00
Exc Award (06/30/2023)																		
3817	SHERIDAN	02/02/1953	Active	13	0	0	0	0.00%	13		19				M,VP,SC	N/R		
Exc Award (06/30/2017)																		
3778	STUTTGART	03/20/1928	Active(1)	21	0	0	0	0.00%	21		6		4		M,VP,SC	24+		\$100.00
3820	WARREN	02/07/1947	Active	10	0	1	-1	-9.09%	11	1	6		3	N	M,SC	14		
107404	WHITE HALL NOON	02/04/2010	Active	29	1	0	1	3.57%	28		1		3		M,VP,SC	24+		

Clubs Cancelled Previous Fiscal Year – Clubs Cancelled within last 12 months may be reinstated

Club Number	Club Name	Charter Date	Current Status*	Cancellation Date
-------------	-----------	--------------	-----------------	-------------------



Club Health Assessment for District 7 N through March 2025

INTERNATIONAL

Club Number	Club Name	Charter Date	Status	Membership								Reports				Finance		LCIF		
				Current Member Count	YTD Members Added	YTD Members Dropped	YTD Net Growth	YTD Net Growth%	Member Count 12 Months Ago	Avg. length of service for dropped members	Months Since Last MMR ***	Yrs. Since Last Officer Report	President Rotation	Vice President Reported ****	Months Since Last Activity Report ***	Account Balance	Donations for current Fiscal Year			
				Number of times on status quo within last two years				If below 15 members appears				If net loss is greater than 20% appears				If no report in 3 months appears in		When more than one year appears in	Number of repeat terms	Notes the officers that do not have an active
3759	DEWITT	12/08/1939	Cancelled(8*)	06/29/2024																
3801	JACKSONVILLE	07/25/1950	Cancelled(8*)	06/29/2024																
3812	PINE BLUFF DOWNTOWN	09/23/1935	Cancelled(6*)	04/29/2024																
Current Total Clubs Count	YTD New Clubs Count	YTD Cancelled Clubs Count	YTD Net Club Gain	Current Total Members Count	YTD Add	YTD Drop	YTD Net Growth	YTD Net Growth %	Member Count 12 Months Ago	Average Member Count Per Club	% of Clubs with less than 20 members	% No MMR in 3 Months	% No Officer Report in 12 Months	% of Clubs with balance 90+ days	Number of Clubs in Status Quo	% Status Quo Clubs in Financial Suspension	Number of Cancelled Clubs	Average Cancelled Club Age	Members Lost Due to Cancellation	% of Clubs Cancelled for Non-Financial Reasons
18	0	1	-1	373	18	31	-13	-3.37%	391	21	44%	56%	0%	6%	0	0%	1	325	12	-200%

* - P - Priority Club. Cancellation Reasons: 1-Objectives/conduct, 2-Non-active club, 5-Non-existing club, 6-Disbanding, 7-Merger, 8-Financial Suspension, 9-District/Multiple District Dues.

** - Abbreviation: P-President, S-Secretary, T-Treasurer, M-Member Chairperson, VP-First Vice President, MC-Communications Chairperson, SC-Service Chairperson

*** - Abbreviation: N/R - Never reported using the Lions Clubs website, N/A - Not applicable, No password registered for the Lions Clubs website.

**** - Abbreviation: N - New, IP - Immediate Past, R - Repeat.



Club Health Assessment for District 8 L through March 2025

			Status	Membership							Reports					Finance		LCIF
Club Number	Club Name	Charter Date		Current Member Count	YTD Members Added	YTD Members Dropped	YTD Net Growth	YTD Net Growth%	Member Count 12 Months Ago	Avg. length of service for dropped members	Months Since Last MMR ***	Yrs. Since Last Officer Report	President Rotation	Vice President Reported ****	Months Since Last Activity Report ***	Account Balance	Donations for current Fiscal Year	
			Number of times on status quo within last two years	If below 15 members appears				If net loss is greater than 20% appears			If no report in 3 months appears in	When more than one year appears in	Number of repeat terms		Notes the officers that do not have an active	If no report at 12 months red		
Clubs less than two years old																		
171198	Greenwood	06/07/2024	Active(1)	11	0	14	-14	-56.00%	0	0	3			N	M,SC	N/R		
Clubs more than two years old																		
63015	ANACOCO	04/17/2000	Active	17	0	2	-2	-10.53%	19	25	0		2	N		8		
3824	ARCADIA	05/28/1968	Active	20	0	0	0	0.00%	21		8			N		18		
3826	BOSSIER CITY	09/02/1927	Active	71	4	6	-2	-2.74%	76	8	1			N	SC	0	\$50.00	
53142	BOSSIER CITY BOSSIER CENTRAL	05/22/1992	Active	11	0	1	-1	-8.33%	15	35	1		None	R	P,M,SC	1	\$100.00	
Exc Award (06/30/2019, 06/30/2022, 06/30/20)																		
3835	FLORIEN	06/28/1960	Active	15	1	0	1	7.14%	14		8			IP	S,M,VP,SC	24+		
3836	GIBSLAND	12/13/1928	Active	30	4	1	3	11.11%	27	46	2			N	SC	24+	\$100.00	
3837	HAYNESVILLE	03/12/1926	Active	14	1	6	-5	-26.32%	19	7	0		4	R	M	24+		
3839	HOMER	05/28/1926	Active	38	1	0	1	2.70%	40		3		7		M,VP,SC	19		
3841	LEESVILLE	06/17/1942	Active	80	4	1	3	3.90%	78	1	0			N	SC	4		
140517	Louisiana Animal Rescue Angels	01/07/2020	Active	8	4	7	-3	-27.27%	11	5	0			N	M,SC	21		
3843	MANSFIELD	04/19/1940	Active	25	1	1	0	0.00%	26	2	1				M,VP,SC	21		
3844	MANY	08/22/1927	Active	17	1	1	0	0.00%	17	18	4			R	M,SC	24		
3845	MINDEN	10/22/1925	Active	87	4	13	-9	-9.38%	98	13	0			N	M,SC	17		
Exc Award (06/30/2018, 06/30/2019)																		
3846	MINDEN EVENING	07/14/1959	Active	22	3	0	3	15.79%	20		2			N		9		
Exc Award (06/30/2020, 06/30/2021, 06/30/20)																		
3847	NATCHITOCHES	10/07/1943	Active	50	1	3	-2	-3.85%	53	22	3			N	SC	24+	\$100.00	
3853	NORTH SHREVEPORT	01/10/1952	Active	46	3	3	0	0.00%	46	7	0			R	M	3	\$1,786.91	
Exc Award (06/30/2018, 06/30/2019, 06/30/20)																		
3849	RUSTON	02/22/1946	Active(1)	18	0	1	-1	-5.26%	19	25	4		3	R	SC	24+	\$150.00	
3852	SHREVEPORT DOWNTOWN	10/19/1917	Active	14	2	1	1	7.69%	13	8	1		3	N	SC	24+		
117113	SHREVEPORT RED RIVER	06/13/2012	Active	10	0	1	-1	-9.09%	12	12	7		2	R	M,SC	8	\$184.00	



Club Health Assessment for District 8 L through March 2025

Club NumberClub NameCharter Date			Status		Membership								Reports						Finance		LCIF
					Current Member Count	YTD Members Added	YTD Members Dropped	YTD Net Growth	YTD Net Growth%	Member Count 12 Months Ago	Avg. length of service for dropped members	Months Since Last MMR ***	Yrs. Since Last Officer Report	President Rotation	Vice President Reported ****	Months Since Last Activity Report ***	Account Balance	Donations for current Fiscal Year			
			Number of times on status quo within last two years	If below 15 members appears				If net loss is greater than 20% appears			If no report in 3 months appears in	When more than one year appears in	Number of repeat terms	Notes the officers that do not have an active	If no report at 12 months appears in red						
Exc Award (06/30/2020, 06/30/2023) 3857 SIMSBORO12/08/1966			Active	27	1	0	1	3.85%	26		4		4	R M,SC	4						
Current Total Clubs Count	YTD New Clubs Count	YTD Cancelled Clubs Count	YTD Net Club Gain	Current Total Members Count	YTD Add	YTD Drop	YTD Net Growth	YTD Net Growth %	Member Count 12 Months Ago	Average Member Count Per Club	% of Clubs with less than 20 members	% No MMR in 3 Months	% No Officer Report in 12 Months	% of Clubs with balance 90+ days	Number of Clubs in Status Quo	% Status Quo Clubs in Financial Suspension	Number of Cancelled Clubs	Average Cancelled Club Age	Members Lost Due to Cancellation	% of Clubs Cancelled for Non-Financial Reasons	
21	0	0	0	631	35	62	-27	-4.10%	650	30	48%	43%	0%	0%	0	0%	0	0	0	0%	

* - P - Priority Club. Cancellation Reasons: 1-Objectives/conduct, 2-Non-active club, 5-Non-existing club, 6-Disbanding, 7-Merger, 8-Financial Suspension, 9-District/Multiple District Dues.

** - Abbreviation: P-President, S-Secretary, T-Treasurer, M-Member Chairperson, VP-First Vice President, MC-Communications Chairperson, SC-Service Chairperson

*** - Abbreviation: N/R - Never reported using the Lions Clubs website, N/A - Not applicable, No password registered for the Lions Clubs website.

**** - Abbreviation: N - New, IP - Immediate Past, R - Repeat.



Club Health Assessment for District 8 I through March 2025

			Status	Membership							Reports					Finance		LCIF
Club Number	Club Name	Charter Date		Current Member Count	YTD Members Added	YTD Members Dropped	YTD Net Growth	YTD Net Growth%	Member Count 12 Months Ago	Avg. length of service for dropped members	Months Since Last MMR ***	Yrs. Since Last Officer Report	President Rotation	Vice President Reported ****	Months Since Last Activity Report ***	Account Balance	Donations for current Fiscal Year	
			Number of times on status quo within last two years	If below 15 members appears				If net loss is greater than 20% appears			If no report in 3 months appears in	When more than one year appears in	Number of repeat terms	Notes the officers that do not have appears in an active	If no report at 12 months red			
Clubs more than two years old																		
3863	ALEXANDRIA	03/07/1929	Active	66	10	5	5	8.20%	66	2	0			IP	M	1	\$1,000.00	
Exc Award (06/30/2019, 06/30/2023)																		
52813	ALEXANDRIA HEART CITY PACESETTERS	04/06/1992	Active	10	0	0	0	0.00%	11		8		9		M,VP,SC	24+	90+ Days	
47400	ALEXANDRIA RAPIDES METRO	06/09/1987	Active	10	0	0	0	0.00%	10		17	1	None		P,S,T,M,VP SC	9	90+ Days	
3866	BASTROP	06/13/1946	Active	22	2	2	0	0.00%	22	5	2		7	R	M,SC	N/R		
3869	BUNKIE	04/01/1940	Active	21	0	1	-1	-4.55%	22	7	0			N	M,SC	24+		
Exc Award (06/30/2018)																		
3870	COLFAX	11/03/1930	Active	14	1	3	-2	-12.50%	15	6	0		4	R	M,SC	24+		
Exc Award (06/30/2017)																		
3871	COLUMBIA	05/15/1951	Active	32	0	0	0	0.00%	32		13	1	None		P,S,T,M,VP SC	24+	90+ Days	
58070	COTTONPORT BAYOU ROUGE	04/02/1996	Active	17	0	0	0	0.00%	17		14	1	None		P,S,T,M,VP SC	N/R	90+ Days	
3874	FARMERVILLE	01/18/1929	Active	30	0	4	-4	-11.76%	34	2	1				M,VP,SC	24+		
3883	GREATER OUACHITA	03/29/1948	Active	11	1	0	1	10.00%	13		1		6		M,VP,SC	24		
62643	JENA	01/03/2000	Cancelled(8*)	0	0	15	-15	-100.00%	15	12	3		None		P,S,T,M,VP SC	N/R	90+ Days	
3875	JONESVILLE	01/29/1954	Active	15	0	0	0	0.00%	15		14	1	None		P,S,T,M,VP SC	N/R	90+ Days	
3879	MANSURA	01/19/1962	Active(1)	11	0	0	0	0.00%	11		14		None		P,T,M,VP,SC	N/R		
3880	MARKSVILLE	06/11/1938	Active	45	8	2	6	15.38%	40	29	1		4		M,VP,SC	N/R		
3881	MER ROUGE	11/26/1943	Active	37	0	0	0	0.00%	37		21	1	None		P,S,T,M,VP SC	N/R	90+ Days	
3882	MONROE DOWNTOWN	08/02/1921	Active(1)	11	0	0	0	0.00%	11		16	1	None		P,S,T,M,VP SC	24+	90+ Days	
3887	PINEVILLE	03/18/1947	Active(1)	8	0	11	-11	-57.89%	19	17	1		2	R	M,SC	24+	90+ Days	
3889	SWARTZ	01/26/1965	Active(1)	7	0	0	0	0.00%	7		13		None		P,S,T,M,VP SC	24+	90+ Days	
3891	VIDALIA	01/21/1954	Active	19	0	0	0	0.00%	19		15	1	None		P,S,T,M,VP SC	N/R	90+ Days	
3894	WINNFIELD	10/18/1943	Active	6	1	3	-2	-25.00%	8	13	1			IP	M,SC	24+	\$2,345.00	
Exc Award (06/30/2018)																		



Club Health Assessment for District 8 I through March 2025

			Status							Membership							Reports				Finance		LCIF
Club Number	Club Name	Charter Date																					
3895	WINNSBORO	11/10/1926																					
							</																

* - P - Priority Club. Cancellation Reasons: 1-Objectives/conduct, 2-Non-active club, 5-Non-existing club, 6-Disbanding, 7-Merger, 8-Financial Suspension, 9-District/Multiple District Dues.

** - Abbreviation: P-President, S-Secretary, T-Treasurer, M-Member Chairperson, VP-First Vice President, MC-Communications Chairperson, SC-Service Chairperson

*** - Abbreviation: N/R - Never reported using the Lions Clubs website, N/A - Not applicable, No password registered for the Lions Clubs website.

**** - Abbreviation: N - New, IP - Immediate Past, R - Repeat.




Club Health Assessment for District 8 O through March 2025

			Status	Membership							Reports					Finance		LCIF
Club Number	Club Name	Charter Date		Current Member Count	YTD Members Added	YTD Members Dropped	YTD Net Growth	YTD Net Growth%	Member Count 12 Months Ago	Avg. length of service for dropped members	Months Since Last MMR ***	Yrs. Since Last Officer Report	President Rotation	Vice President Reported ****	Months Since Last Activity Report ***	Account Balance	Donations for current Fiscal Year	
			Number of times on status quo within last two years	If below 15 members appears					If net loss is greater than 20% appears			If no report in 3 months appears in	When more than one year appears in	Number of repeat terms	Notes the officers that do not have an active	If no report at 12 months red		
Clubs less than two years old																		
157286	Bayou Teche	04/29/2024	Active	27	7	0	7	35.00%	0		2		2	R	S	2		
Clubs more than two years old																		
118567	BREAUX BRIDGE	01/07/2013	Active	27	4	4	0	0.00%	26	5	6		4	R	M,SC	7	90+ Days	\$50.00
3900	CAMERON	10/25/1944	Active	50	1	1	0	0.00%	51	8	7		10	R	SC	N/R		\$6,000.00
43857	CARENCRO	05/22/1984	Active	19	1	0	1	5.56%	18		4			N	SC	24+		\$4,558.05
3902	CROWLEY	06/23/1931	Active	25	1	0	1	4.17%	24		8		3	N	M,SC	9		
3905	DE RIDDER	05/27/1942	Active	40	2	2	0	0.00%	37	7	0			N	M,SC	1		
3906	DUSON	01/22/1953	Active	7	0	1	-1	-12.50%	8	33	4		4		M,VP,SC	N/R	90+ Days	
3907	EAST BEAUREGARD L C	12/09/1971	Active(1)	17	0	0	0	0.00%	17		8		20		P,T,M,VP,SC	N/R		
3913	IOTA EGAN L C	03/31/1966	Active	22	0	0	0	0.00%	22		9			N	VP,SC	10		
104217	IOWA	12/22/2008	Cancelled(6*)	0	0	8	-8	-100.00%	8	13	7		None		P,S,T,M,VP SC	24+	90+ Days	
3915	JENNINGS	03/03/1947	Active	32	4	11	-7	-17.95%	38	21	0		2		M,VP,SC	24+		
3916	KAPLAN	05/22/1936	Active	26	0	0	0	0.00%	25		3		2	R	SC	24+		\$742.00
3918	LAFAYETTE	12/11/1962	Active	24	3	0	3	14.29%	19		4			N	M	5		\$2,800.00
3884	OAKDALE	04/09/1940	Active	41	5	4	1	2.50%	40	7	0		6		T,M,VP,SC	8		
3929	OPELOUSAS	01/17/1947	Active	21	6	0	6	40.00%	17		3		8	R	SC	5		
46387	PORT BARRE	06/27/1986	Active	57	14	7	7	14.00%	58	8	4				M,VP,SC	23		
3930	RAYNE	11/02/1938	Active	41	7	0	7	20.59%	34		2		2	R		23		
3933	SCOTT	02/03/1953	Active	24	0	0	0	0.00%	24		0		9	R	M,SC	N/R		\$765.00
3926	SULPHUR	08/05/1944	Active(1)	18	5	1	4	28.57%	14	3	1			R	VP,SC	0		\$2,060.00
3937	VILLE PLATTE	09/06/1943	Active	21	2	0	2	10.53%	18		4		3	R	S,M,SC	N/R		
3940	YOUNGSVILLE	04/24/1950	Active	18	0	0	0	0.00%	18		9		3		P,M,VP,SC	24+		



Club Health Assessment for District 8 O through March 2025

			Status	Membership							Reports					Finance	LCIF
Club Number	Club Name	Charter Date		Current Member Count	YTD Members Added	YTD Members Dropped	YTD Net Growth	YTD Net Growth%	Member Count 12 Months Ago	Avg. length of service for dropped members	Months Since Last MMR ***	Yrs. Since Last Officer Report	President Rotation	Vice President Reported ****	Months Since Last Activity Report ***	Account Balance	Donations for current Fiscal Year
			Number of times on status quo within last two years	If below 15 members appears				If net loss is greater than 20% appears			If no report in 3 months appears in	When more than one year appears in	Number of repeat terms	Notes the officers that do not have an active	If no report at 12 months appears in red		

Clubs Cancelled Previous Fiscal Year – Clubs Cancelled within last 12 months may be reinstated

Club Number	Club Name	Charter Date	Current Status*	Cancellation Date
104218	LAKE CHARLES ELITE	12/23/2008	Cancelled(8*)	12/29/2023

Current Total Clubs Count	YTD New Clubs Count	YTD Cancelled Clubs Count	YTD Net Club Gain	Current Total Members Count	YTD Add	YTD Drop	YTD Net Growth	YTD Net Growth %	Member Count 12 Months Ago	Average Member Count Per Club	% of Clubs with less than 20 members	% No MMR in 3 Months	% No Officer Report in 12 Months	% of Clubs with balance 90+ days	Number of Clubs in Status Quo	% Status Quo Clubs in Financial Suspension	Number of Cancelled Clubs	Average Cancelled Club Age	Members Lost Due to Cancellation	% of Clubs Cancelled for Non-Financial Reasons
20	0	1	-1	557	62	39	23	4.31%	516	28	25%	65%	0%	10%	0	0%	1	31	8	0%

* - P - Priority Club. Cancellation Reasons: 1-Objectives/conduct, 2-Non-active club, 5-Non-existing club, 6-Disbanding, 7-Merger, 8-Financial Suspension, 9-District/Multiple District Dues.

** - Abbreviation: P-President, S-Secretary, T-Treasurer, M-Member Chairperson, VP-First Vice President, MC-Communications Chairperson, SC-Service Chairperson

*** - Abbreviation: N/R - Never reported using the Lions Clubs website, N/A - Not applicable, No password registered for the Lions Clubs website.

**** - Abbreviation: N - New, IP - Immediate Past, R - Repeat.



Club Health Assessment for District 8 N through March 2025

			Status	Membership							Reports					Finance		LCIF
Club Number	Club Name	Charter Date		Current Member Count	YTD Members Added	YTD Members Dropped	YTD Net Growth	YTD Net Growth%	Member Count 12 Months Ago	Avg. length of service for dropped members	Months Since Last MMR ***	Yrs. Since Last Officer Report	President Rotation	Vice President Reported ****	Months Since Last Activity Report ***	Account Balance	Donations for current Fiscal Year	
			Number of times on status quo within last two years	If below 15 members appears				If net loss is greater than 20% appears			If no report in 3 months appears in	When more than one year appears in	Number of repeat terms	Notes the officers that do not have an active	If no report at 12 months appears in red			
Clubs less than two years old																		
154638	Livingston Parish	06/08/2023	Active	32	6	0	6	23.08%	31		0			N	0		\$550.00	
Exc Award (06/30/2024)																		
Clubs more than two years old																		
124539	Baker	04/21/2015	Active	20	1	1	0	0.00%	19	6	4			R	SC	24+	\$25.00	
3949	BATON ROUGE BROWNFIELDS	02/25/1958	Active	9	0	0	0	0.00%	9		24		2	R	M,VP,SC	24+		
41149	BATON ROUGE CENTRAL	04/05/1982	Active	14	0	0	0	0.00%	14		5			N	M,SC	0		
3944	BATON ROUGE EAST BATON ROUGE	02/28/1946	Active	24	1	3	-2	-7.69%	25	14	1			N		0	\$100.00	
3946	BATON ROUGE LAKESHORE	11/10/1947	Active	23	0	3	-3	-11.54%	26	4	1		3	N		1	\$100.00	
43337	BATON ROUGE METROPOLITAN	01/16/1984	Active	17	10	0	10	142.86%	8		0		6		VP	0		
57814	BATON ROUGE SOUTHEAST	02/05/1996	Active	11	0	0	0	0.00%	11		9			R	M,VP,SC	5		
Exc Award (06/30/2017, 06/30/2018)																		
3948	BOGALUSA	06/22/1943	Active	21	2	6	-4	-16.00%	25	13	0			R	P,VP	24+		
3950	BRUSLY	04/08/1954	Active	46	10	0	10	27.78%	37		6		3	N	SC	5	\$270.00	
30463	CLINTON	03/31/1975	Active	18	0	1	-1	-5.26%	19	7	8		3	R	M,VP,SC	24+		
3951	COVINGTON	05/19/1943	Active	21	0	0	0	0.00%	21		12		4	R	T,M,VP,SC	24+		
3954	GONZALES	04/07/1943	Active	45	3	20	-17	-27.42%	57	5	0		2	R		0	\$2,400.00	
Exc Award (06/30/2020)																		
3955	GROSSE TETE ROSEDALE	03/12/1970	Active	32	0	3	-3	-8.57%	35	12	0				T,VP,SC	2		
3958	JACKSON	05/01/1951	Active	24	0	0	0	0.00%	19		3		3	R	M,SC	9		
3960	LAPLACE	05/02/1957	Active	38	4	2	2	5.56%	32	14	3		4	R		1	\$100.00	
3962	LUTCHER GRAMERCY	03/12/1940	Active	60	4	6	-2	-3.23%	61	13	1		2	R	P,M,SC	24+		
Exc Award (06/30/2016, 06/30/2018)																		
3963	MANDEVILLE	09/26/1946	Active	59	11	6	5	9.26%	54	8	0		2	N		21	\$2,100.00	
Exc Award (06/30/2018)																		
3965	MORGANZA	01/09/1963	Cancelled(6*)	0	0	8	-8	-100.00%	8	32	0	1	None		P,S,T,M,VP SC	N/R	90+ Days	



Club Health Assessment for District 8 N through March 2025

Club Number	Club Name	Charter Date	Status	Membership							Reports					Finance	LCIF
				Current Member Count	YTD Members Added	YTD Members Dropped	YTD Net Growth	YTD Net Growth%	Member Count 12 Months Ago	Avg. length of service for dropped members	Months Since Last MMR ***	Yrs. Since Last Officer Report	President Rotation	Vice President Reported ****	Months Since Last Activity Report ***	Account Balance	Donations for current Fiscal Year
			Number of times on status quo within last two years	If below 15 members appears				If net loss is greater than 20% appears			If no report in 3 months appears	When more than one year appears in	Number of repeat terms	Notes the officers that do not have an active	If no report at 12 months appears in red		
3966	NEW ROADS	04/23/1941	Active	67	2	7	-5	-6.94%	71	30	3			N	M,SC	24+	
3967	PEARL RIVER	04/01/1953	Active	28	9	3	6	27.27%	22	11	8				M,VP,SC	24+	\$18.00
	Exc Award (06/30/2018)																
55495	PEARL RIVER SIXTH WARD	04/08/1994	Cancelled(6*)	0	0	6	-6	-100.00%	6	23	7	1	None		P,S,T,M,VP SC	24+	
3968	PLAQUEMINE	02/25/1942	Active	24	2	0	2	9.09%	22		2		2	R	T,M,SC	24+	
40228	POINTE COUPEE FAL RIV	07/31/1981	Active	7	0	0	0	0.00%	7		34		5	R	P,M,VP,SC	24+	
44285	PONCHATOU LA	10/30/1984	Active	26	0	2	-2	-7.14%	31	15	0			N	VP,SC	24+	\$1,000.00
3970	PORT ALLEN	01/05/1940	Active	5	0	0	0	0.00%	5		12		6	N	T,VP,SC	0	\$50.00
3972	SLIDELL	10/23/1928	Active	53	5	5	0	0.00%	54	6	0			N		0	\$2,150.00
45657	SLIDELL EVENING	01/21/1986	Active	21	0	1	-1	-4.55%	19	2	2		18	R	M,SC	N/R	
3974	SORRENTO	06/16/1953	Active	20	8	0	8	66.67%	12		0		10	R	M,SC	24+	
3975	WHITE CASTLE	04/15/1943	Active	14	0	1	-1	-6.67%	15	49	0		10	R	S,T,M,VP	24+	
3976	ZACHARY	02/17/1955	Active	7	0	0	0	0.00%	7		11		15	R	M	1	\$14,000.00
	Exc Award (06/30/2018)																

Clubs Cancelled Previous Fiscal Year – Clubs Cancelled within last 12 months may be reinstated

Club Number	Club Name	Charter Date	Current Status*	Cancellation Date
3943	BATON ROUGE	09/23/1927	Cancelled(6*)	07/29/2023
54442	BATON ROUGE MAGNOLIA	05/10/1993	Cancelled(8*)	06/29/2024
3971	RESERVE	05/15/1946	Cancelled(6*)	11/29/2023

Current Total Clubs Count	YTD New Clubs Count	YTD Cancelled Clubs Count	YTD Net Club Gain	Current Total Members Count	YTD YTD Add	YTD YTD Drop	YTD Net Growth	YTD Net Growth %	Member Count 12 Months Ago	Average Member Count Per Club	% of Clubs with less than 20 members	% No MMR in 3 Months	% No Officer Report in 12 Months	% of Clubs with balance 90+ days	Number of Clubs in Status Quo	% Status Quo Clubs in Financial Suspension	Number of Cancelled Clubs	Average Cancelled Club Age	Members Lost Due to Cancellation	% of Clubs Cancelled for Non-Financial Reasons
29	0	2	-2	786	78	84	-6	-0.76%	782	27	31%	48%	0%	0%	0	0%	2	148	14	50%



Club Health Assessment for District 8 N through March 2025

			Status	Membership						Reports					Finance	LCIF	
Club Number	Club Name	Charter Date		Current Member Count	YTD Members Added	YTD Members Dropped	YTD Net Growth	YTD Net Growth%	Member Count 12 Months Ago	Avg. length of service for dropped members	Months Since Last MMR ***	Yrs. Since Last Officer Report	President Rotation	Vice President Reported ****	Months Since Last Activity Report ***	Account Balance	Donations for current Fiscal Year
			Number of times on status quo within last two years	If below 15 members appears				If net loss is greater than 20% appears			If no report in 3 months appears in	When more than one year appears in	Number of repeat terms	Notes the officers that do not have an active	If no report at 12 months appears in red		

* - P - Priority Club. Cancellation Reasons: 1-Objectives/conduct, 2-Non-active club, 5-Non-existing club, 6-Disbanding, 7-Merger, 8-Financial Suspension, 9-District/Multiple District Dues.
** - Abbreviation: P-President, S-Secretary, T-Treasurer, M-Member Chairperson, VP-First Vice President, MC-Communications Chairperson, SC-Service Chairperson
*** - Abbreviation: N/R - Never reported using the Lions Clubs website, N/A - Not applicable, No password registered for the Lions Clubs website.
**** - Abbreviation: N - New, IP - Immediate Past, R - Repeat.



Club Health Assessment for District 8 S through March 2025

			Status	Membership							Reports					Finance		LCIF
Club Number	Club Name	Charter Date		Current Member Count	YTD Members Added	YTD Members Dropped	YTD Net Growth	YTD Net Growth%	Member Count 12 Months Ago	Avg. length of service for dropped members	Months Since Last MMR ***	Yrs. Since Last Officer Report	President Rotation	Vice President Reported ****	Months Since Last Activity Report ***	Account Balance	Donations for current Fiscal Year	
			Number of times on status quo within last two years	If below 15 members appears					If net loss is greater than 20% appears			If no report in 3 months appears in	When more than one year appears in	Number of repeat terms	Notes the officers that do not have appears in an active	If no report at 12 months red		
Clubs less than two years old																		
157711	Thibodaux Bridge Community	05/03/2024	Active	25	0	0	0	0.00%	0		7		2	M,VP,SC	N/R			
Clubs more than two years old																		
3981	BELLE CHASSE	11/22/1957	Active	10	3	4	-1	-9.09%	11	10	6		4	M,VP,SC	24+			
3982	BOURG	02/01/1960	Active	19	0	1	-1	-5.00%	20	2	2			P,T,M,VP,SC	24+			
143381	Bourg Lioness	11/12/2020	Active	13	1	1	0	0.00%	13	4	2		5	P,T,M,VP,SC	3	90+ Days		
45352	CHAUVIN	09/09/1985	Active	8	0	0	0	0.00%	8		2		6	P,S,T,M,VP SC	24+			
50338	CHAUVIN T-CAILLOU	03/19/1990	Active	22	0	0	0	0.00%	22		7		10	P,M,VP,SC	18		\$180.00	
3985	EVERGREEN L C	03/20/1968	Active	19	1	0	1	5.56%	18		0		5	N M,SC	1		\$1,000.00	
3987	GOLDEN MEADOW	04/02/1959	Active	14	0	0	0	0.00%	14		18		7	P,M,VP,SC	24+			
3988	HAHNVILLE	04/25/1957	Active(1)	13	14	13	1	8.33%	12	35	2		3	M,VP,SC	17			
3989	HARAHAN	03/23/1953	Active	31	2	1	1	3.33%	19	72	4		7	N M,VP,SC	5			
3990	HOUMA	01/31/1940	Active	38	5	19	-14	-26.92%	49	8	0			N SC	0		\$1,000.00	
3992	KENNER	01/18/1950	Active	26	0	0	0	0.00%	25		7		14	N M,VP,SC	24+			
36042	KENNER CENTRAL	09/13/1978	Active	22	2	1	1	4.76%	21	3	3			N SC	0		\$1,250.00	
3993	KENNER UNIVERSITY PARK, INC.	06/21/1966	Active	21	0	2	-2	-8.70%	23	2	1		2	R VP	4			
Exc Award (06/30/2018, 06/30/2023)																		
3994	LABADIEVILLE	02/12/1959	Active	24	0	3	-3	-11.11%	27	7	5		7	N P,T,M,VP,SC	24+		\$50.00	
3995	LOCKPORT	10/28/1947	Active	11	0	0	0	0.00%	11		7		7	P,T,M,VP,SC	24+	90+ Days		
61668	LULING BOUTTE	03/22/1999	Active(1)	16	19	16	3	23.08%	13	7	0		6	R M,SC	13			
Exc Award (06/30/2023)																		
3997	MARRERO	12/26/1955	Active	80	8	7	1	1.27%	82	5	0		2	R SC	9			
Exc Award (06/30/2022)																		
3998	METAIRIE	11/18/1940	Active(1)	31	0	0	0	0.00%	31		16		13	R P,S,M,SC	24+	90+ Days		
3999	METAIRIE AIRLINE	11/09/1948	Active	37	4	1	3	8.82%	34	11	0			VP,SC	0		\$5,300.00	
Exc Award (06/30/2023, 06/30/2024)																		



Club Health Assessment for District 8 S through March 2025

			Status		Membership						Reports					Finance		LCIF		
Club Number	Club Name	Charter Date			Current Member Count	YTD Members Added	YTD Members Dropped	YTD Net Growth	YTD Net Growth%	Member Count 12 Months Ago	Avg. length of service for dropped members	Months Since Last MMR ***	Yrs. Since Last Officer Report	President Rotation	Vice President Reported ****	Months Since Last Activity Report ***	Account Balance	Donations for current Fiscal Year		
			Number of times on status quo within last two years		If below 15 members appears				If net loss is greater than 20% appears			If no report in 3 months appears in	When more than one year appears in	Number of repeat terms		Notes the officers that do not have an active	If no report at 12 months appears in red			
4000	METAIRIE DELTA	05/13/1958	Active		29	0	1	-1	-3.33%	31	7	1			N	SC	0		\$1,000.00	
Exc Award (06/30/2023, 06/30/2024)																				
4002	METAIRIE LAKESIDE	08/24/1967	Active		18	0	0	0	0.00%	18		18				M,VP,SC	24+			
37416	METAIRIE PONTCHARTRAIN	07/24/1979	Active		30	4	0	4	15.38%	28		0		3	R	M	0			
Exc Award (06/30/2023)																				
4003	MONTEGUT	01/04/1956	Active(1)		51	0	0	0	0.00%	53		1		4	N	M,SC	12		\$600.00	
4004	MORGAN CITY	09/28/1967	Active		8	0	0	0	0.00%	8		12		5		M,VP,SC	24+			
4005	NEW ORLEANS ALGIERS	05/09/1957	Active		25	3	1	2	8.70%	21	4	1		2	R		0			
Exc Award (06/30/2022, 06/30/2023, 06/30/2024)																				
122807	New Orleans Asian American	07/25/2014	Active		67	1	3	-2	-2.90%	73	2	1			N		3			
4006	NEW ORLEANS CENTRAL CITY	02/15/1972	Active		30	2	1	1	3.45%	28	2	4			R	M,SC	0			
Exc Award (06/30/2021, 06/30/2024)																				
47114	NEW ORLEANS FILIPINO AMERICAN	03/31/1987	Active		119	6	11	-5	-4.03%	121	2	2			N		1			
Exc Award (06/30/2023, 06/30/2024)																				
4012	RACELAND	04/22/1941	Active		55	5	3	2	3.77%	53	15	4		17	N	M,SC	24+			
66786	SCHRIEVER	11/13/2002	Active		18	3	5	-2	-10.00%	21	7	2		10	R	S,M,SC	24+			
101914	ST. BERNARD PARISH SCHOOL EMPLOYEES	06/17/2008	Active		27	0	0	0	0.00%	27		18		3		M,VP,SC	24+			
4015	TERRYTOWN	03/27/1962	Active		24	0	0	0	0.00%	24		14		7		M,VP,SC	24+			
4016	THIBODAU	02/12/1940	Active		54	3	3	0	0.00%	58	24	6			N	S,T,SC	7			
150152	Westwego	03/11/2022	Active		30	5	0	5	20.00%	25		2			N	SC	0		\$1,025.00	
Current Total Clubs Count	YTD New Clubs Count	YTD Cancelled Clubs Count	YTD Net Club Gain	Current Total Members Count	YTD Add	YTD Drop	YTD Net Growth	YTD Net Growth %	Member Count 12 Months Ago	Average Member Count Per Club	% of Clubs with less than 20 members	% No MMR in 3 Months	% No Officer Report in 12 Months	% of Clubs with balance 90+ days	Number of Clubs in Status Quo	% Status Quo Clubs in Financial Suspension	Number of Cancelled Clubs	Average Cancelled Club Age	Members Lost Due to Cancellation	% of Clubs Cancelled for Non-Financial Reasons
35	0	0	0	1,065	91	97	-6	-0.56%	1,042	30	34%	49%	0%	9%	0	0%	0	0	0	0%



Club Health Assessment for District 8 S through March 2025

			Status	Membership						Reports					Finance	LCIF	
Club Number	Club Name	Charter Date		Current Member Count	YTD Members Added	YTD Members Dropped	YTD Net Growth	YTD Net Growth%	Member Count 12 Months Ago	Avg. length of service for dropped members	Months Since Last MMR ***	Yrs. Since Last Officer Report	President Rotation	Vice President Reported ****	Months Since Last Activity Report ***	Account Balance	Donations for current Fiscal Year
			Number of times on status quo within last two years	If below 15 members appears				If net loss is greater than 20% appears			If no report in 3 months appears in	When more than one year appears in	Number of repeat terms	Notes the officers that do not have an active	If no report at 12 months appears in red		

* - P - Priority Club. Cancellation Reasons: 1-Objectives/conduct, 2-Non-active club, 5-Non-existing club, 6-Disbanding, 7-Merger, 8-Financial Suspension, 9-District/Multiple District Dues.
** - Abbreviation: P-President, S-Secretary, T-Treasurer, M-Member Chairperson, VP-First Vice President, MC-Communications Chairperson, SC-Service Chairperson
*** - Abbreviation: N/R - Never reported using the Lions Clubs website, N/A - Not applicable, No password registered for the Lions Clubs website.
**** - Abbreviation: N - New, IP - Immediate Past, R - Repeat.



Club Health Assessment for District 9 EC through March 2025

Club Number	Club Name	Charter Date	Status	Membership							Reports					Finance	LCIF
				Current Member Count	YTD Members Added	YTD Members Dropped	YTD Net Growth	YTD Net Growth%	Member Count 12 Months Ago	Avg. length of service for dropped members	Months Since Last MMR ***	Yrs. Since Last Officer Report	President Rotation	Vice President Reported ****	Months Since Last Activity Report ***	Account Balance	Donations for current Fiscal Year
			Number of times on status quo within last two years	If below 15 members appears				If net loss is greater than 20% appears			If no report in 3 months appears in	When more than one year appears in	Number of repeat terms	Notes the officers that do not have an active	If no report at 12 months red		
Clubs more than two years old																	
4308	ALBURNETT	04/09/1962	Active	38	4	1	3	8.57%	35	1	1			N	T	0	\$250.00
	Exc Award (06/30/2022, 06/30/2023, 06/30/2024)																
148640	Anamosa	10/15/2021	Active	12	5	5	0	0.00%	13	3	0			N	M,SC	5	\$200.00
39676	ANDOVER	04/01/1981	Active	11	0	0	0	0.00%	11		12		5	R	T,M,SC	3	\$200.00
116359	ANDREW	03/20/2012	Active	12	0	0	0	0.00%	13		7		2	R	M,SC	12	
134659	Bellevue Area Centennial	05/22/2018	Active	41	2	4	-2	-4.65%	48	4	1		2	N		0	\$1,020.00
4310	BETTENDORF	12/11/1942	Active	43	2	7	-5	-10.42%	46	12	0		2	N	M,SC	4	\$2,200.00
	Exc Award (06/30/2017, 06/30/2022, 06/30/2024)																
4312	BLUE GRASS	01/03/1974	Active	14	2	1	1	7.69%	13	8	3			N	M,SC	1	\$350.00
	Exc Award (06/30/2017, 06/30/2022, 06/30/2024)																
4313	CEDAR RAPIDS NOON	05/06/1920	Active	35	5	7	-2	-5.41%	38	25	1			N	SC	1	\$3,175.00
4315	CENTER POINT	05/28/1959	Active	42	7	3	4	10.53%	41	14	0			R	SC	0	\$1,154.00
	Exc Award (06/30/2016, 06/30/2018)																
4316	CLINTON	03/10/1947	Active	15	2	0	2	15.38%	14		4				M,VP,SC	1	
4317	COGGON	03/10/1955	Active	14	0	0	0	0.00%	13		11			N	P,SC	19	\$500.00
4318	DAVENPORT BREAKFAST	09/13/1973	Active	20	1	1	0	0.00%	20	12	4				VP	4	\$1,000.00
4319	DAVENPORT VILLAGE	11/24/1924	Active	26	2	6	-4	-13.33%	30	10	4		3		M,VP,SC	5	\$6,080.00
	Exc Award (06/30/2024)																
4321	DE WITT	05/15/1953	Active	40	0	10	-10	-20.00%	50	17	2				M,VP,SC	1	\$930.00
	Exc Award (06/30/2016, 06/30/2024)																
37565	DELMAR	10/08/1979	Active	29	2	7	-5	-14.71%	34	18	0		2		M,VP,SC	0	\$300.00
	Exc Award (06/30/2024)																
37313	DEWITT NITE	06/27/1979	Active	27	3	3	0	0.00%	25	19	1		2	R	SC	3	
	Exc Award (06/30/2024)																
4324	ELDRIDGE	06/15/1953	Active	74	7	4	3	4.23%	76	15	0			N		0	\$5,900.05
	Exc Award (06/30/2017, 06/30/2018, 06/30/2020)																
119536	Fairfax	06/04/2013	Active	7	0	0	0	0.00%	10		7		4	R	M,SC	11	



Club Health Assessment for District 9 EC through March 2025

			Status	Membership							Reports					Finance		LCIF
Club Number	Club Name	Charter Date		Current Member Count	YTD Members Added	YTD Members Dropped	YTD Net Growth	YTD Net Growth%	Member Count 12 Months Ago	Avg. length of service for dropped members	Months Since Last MMR ***	Yrs. Since Last Officer Report	President Rotation	Vice President Reported ****	Months Since Last Activity Report ***	Account Balance	Donations for current Fiscal Year	
			Number of times on status quo within last two years	If below 15 members appears				If net loss is greater than 20% appears			If no report in 3 months appears in	When more than one year appears in	Number of repeat terms	Notes the officers that do not have an active	If no report at 12 months appears in red			
124541	Fruitland Community	04/08/2015	Active	14	0	0	0	0.00%	14		5		2	R	M,SC	15		\$20.00
34383	GOOSE LAKE	08/30/1977	Active	15	0	1	-1	-6.25%	16	23	3		2		P,M,VP,SC	21		
40101	HIAWATHA	06/26/1981	Active	6	0	0	0	0.00%	6		6		2		M,VP,SC	21		
36296	LONG GROVE	12/18/1978	Active	17	0	0	0	0.00%	17		77	1	None		P,S,T,M,VP SC	24+		
36046	LOW MOOR	09/06/1978	Active	61	1	0	1	1.67%	58		0			N		0		\$5,710.00
	Exc Award (06/30/2024)																	
36045	LOWDEN	09/06/1978	Active	9	0	2	-2	-18.18%	11	2	2		6	N	M,SC	1		\$500.00
	Exc Award (06/30/2022, 06/30/2023)																	
105011	MAQUOKETA	03/23/2009	Active	6	0	0	0	0.00%	7		4		2	R	M,SC	24+		\$100.00
4333	MARION NOON	11/19/1964	Active	20	0	0	0	0.00%	19		7		4		P,M,VP,SC	0		
44815	MILES	04/03/1985	Active	7	0	0	0	0.00%	6		3		12		VP,SC	3		\$200.00
	Exc Award (06/30/2024)																	
4126	MONTICELLO	05/02/1941	Active	39	1	3	-2	-4.88%	37	9	1			N	VP,SC	2		\$2,645.20
	Exc Award (06/30/2022, 06/30/2024)																	
4336	MOUNT VERNON	03/26/1924	Active	30	1	6	-5	-14.29%	36	27	3				VP	11		\$11,704.26
	Exc Award (06/30/2020, 06/30/2021)																	
77963	MUSCATINE	12/17/2003	Active	20	0	0	0	0.00%	21		7		2		M,VP,SC	20		\$25,143.03
82242	OLIN	05/07/2004	Active	25	0	0	0	0.00%	25		9		7	R	M,VP,SC	13		
33648	OTTER CREEK AREA L C	04/30/1977	Active	23	1	2	-1	-4.17%	24	14	5			IP	M	4		\$1,000.00
41307	PARK VIEW	05/25/1982	Active	8	0	1	-1	-11.11%	9	41	4		2	N	M,SC	24+		\$350.00
4132	PRESTON	04/09/1973	Active	23	0	2	-2	-8.00%	25	7	4		4		VP,SC	0		\$350.00
4341	STANWOOD	04/24/1953	Active	11	0	0	0	0.00%	11		12		3		M,VP,SC	0		\$700.00
	Exc Award (06/30/2024)																	
4343	TIPTON	11/08/1949	Active	66	3	2	1	1.54%	75	6	2			N	P	3		\$3,160.51
	Exc Award (06/30/2022, 06/30/2023)																	
4350	WALCOTT	02/09/1973	Active	34	1	3	-2	-5.56%	39	5	3			N	M	23		\$1,040.00
	Exc Award (06/30/2020, 06/30/2023)																	



Club Health Assessment for District 9 EC through March 2025

			Status							Membership							Reports					Finance		LCIF
Club Number	Club Name	Charter Date		Current Member Count	YTD Members Added	YTD Members Dropped	YTD Net Growth	YTD Net Growth%	Member Count 12 Months Ago	Avg. length of service for dropped members	Months Since Last MMR ***	Yrs. Since Last Officer Report	President Rotation	Vice President Reported ****	Months Since Last Activity Report ***	Account Balance	Donations for current Fiscal Year							
			Number of times on status quo within last two years	If below 15 members appears				If net loss is greater than 20% appears			If no report in 3 months appears in	When more than one year appears in	Number of repeat terms		Notes the officers that do not have an active	If no report at 12 months appears in red								
4351	WALKER	06/02/1959	Active	30	0	0	0	0.00%	30		14		2	R	M,VP,SC	20								
4352	WEST BRANCH	03/30/1950	Active	60	4	3	1	1.69%	54	10	0			N	SC	0		\$2,640.00						
	Exc Award (06/30/2024)																							
4353	WEST LIBERTY	04/20/1953	Active	26	0	0	0	0.00%	27		7		2		P,M,VP,SC	21								
36438	WHEATLAND	01/18/1979	Active	13	0	0	0	0.00%	13		15		14		S,T,M,VP,SC	9								
4140	WYOMING	05/08/1953	Active	8	0	0	0	0.00%	8		21		23	R	S,T,M,VP,SC	24+		\$190.00						
Current Total Clubs Count	YTD New Clubs Count	YTD Cancelled Clubs Count	YTD Net Club Gain	Current Total Members Count	YTD Add	YTD Drop	YTD Net Growth	YTD Net Growth %	Member Count 12 Months Ago	Average Member Count Per Club	% of Clubs with less than 20 members	% No MMR in 3 Months	% No Officer Report in 12 Months	% of Clubs with balance 90+ days	Number of Clubs in Status Quo	% Status Quo Clubs in Financial Suspension	Number of Cancelled Clubs	Average Cancelled Club Age	Members Lost Due to Cancellation	% of Clubs Cancelled for Non-Financial Reasons				
42	0	0	0	1,071	56	84	-28	-2.55%	1,118	26	43%	64%	2%	0%	0	0%	0	0	0	0%				

* - P - Priority Club. Cancellation Reasons: 1-Objectives/conduct, 2-Non-active club, 5-Non-existing club, 6-Disbanding, 7-Merger, 8-Financial Suspension, 9-District/Multiple District Dues.

** - Abbreviation: P-President, S-Secretary, T-Treasurer, M-Member Chairperson, VP-First Vice President, MC-Communications Chairperson, SC-Service Chairperson

*** - Abbreviation: N/R - Never reported using the Lions Clubs website, N/A - Not applicable, No password registered for the Lions Clubs website.

**** - Abbreviation: N - New, IP - Immediate Past, R - Repeat.



Club Health Assessment for District 9 MC through March 2025

			Status	Membership							Reports					Finance		LCIF
Club Number	Club Name	Charter Date		Current Member Count	YTD Members Added	YTD Members Dropped	YTD Net Growth	YTD Net Growth%	Member Count 12 Months Ago	Avg. length of service for dropped members	Months Since Last MMR ***	Yrs. Since Last Officer Report	President Rotation	Vice President Reported ****	Months Since Last Activity Report ***	Account Balance	Donations for current Fiscal Year	
			Number of times on status quo within last two years	If below 15 members appears				If net loss is greater than 20% appears			If no report in 3 months appears in	When more than one year appears in	Number of repeat terms	Notes the officers that do not have an active	If no report at 12 months appears in red			
Clubs less than two years old																		
156787	South Tama Lions	03/14/2024	Active	15	0	5	-5	-25.00%	20	1	6		2	R	S,M,SC	N/R	90+ Days	\$153.00
Clubs more than two years old																		
4183	ALTOONA	04/24/1947	Active	38	2	7	-5	-11.63%	44	17	0		2	N	SC	22		\$200.00
Exc Award (06/30/2017)																		
4266	AMES	03/13/1939	Active	35	1	4	-3	-7.89%	41	17	0			N	SC	1		
Exc Award (06/30/2017, 06/30/2022)																		
101922	AMES CAMPUS	05/06/2008	Active	4	2	5	-3	-42.86%	5	2	6			N	M,SC	11		
4267	AMES EVENING	04/19/1963	Active(1)	1	0	0	0	0.00%	1		3		5		VP	20		
Exc Award (06/30/2017, 06/30/2018)																		
4184	ANKENY	04/11/1941	Active	23	0	2	-2	-8.00%	26	4	2			N	M,SC	24+		\$500.00
Exc Award (06/30/2022)																		
42642	BEAMAN	05/26/1983	Active	11	0	0	0	0.00%	11		11		11		M,VP,SC	24+		\$100.00
Exc Award (06/30/2022)																		
4185	BONDURANT	04/26/1949	Active	35	0	2	-2	-5.41%	37	54	0			N	P,SC	24+		\$1,000.00
Exc Award (06/30/2016)																		
33513	CLIVE	03/15/1977	Active	23	1	0	1	4.55%	22		1		11	R	P,SC	8		
Exc Award (06/30/2022)																		
4191	DES MOINES HOST	04/05/1920	Active	24	0	1	-1	-4.00%	24	8	1			N	M,SC	17		
122552	Des Moines Parks Community	06/26/2014	Cancelled(6*)	0	1	7	-6	-100.00%	6	15	2		None		P,S,T,M,VP SC	24+		
4195	DES MOINES SOUTH DES MOINES	04/27/1954	Active	16	2	2	0	0.00%	17	15	1			N	M,SC	12		
Exc Award (06/30/2017, 06/30/2022, 06/30/20)																		
4323	DYSART	01/24/1950	Active	22	1	2	-1	-4.35%	22	2	2			N	T,SC	0		\$1,000.00
Exc Award (06/30/2022)																		
47508	EAST DES MOINES	06/22/1987	Active	3	0	3	-3	-50.00%	10	37	3		None		P,S,T,M,VP SC	24+		
4326	GARWIN	06/23/1958	Active	18	1	1	0	0.00%	18	17	1		17	N	SC	1		
Exc Award (06/30/2022, 06/30/2024)																		
4275	GILBERT	03/08/1955	Active	13	0	0	0	0.00%	13		12		7		T,M,VP,SC	24+		\$500.00



Club Health Assessment for District 9 MC through March 2025

			Status	Membership						Reports					Finance		LCIF	
Club Number	Club Name	Charter Date		Current Member Count	YTD Members Added	YTD Members Dropped	YTD Net Growth	YTD Net Growth%	Member Count 12 Months Ago	Avg. length of service for dropped members	Months Since Last MMR ***	Yrs. Since Last Officer Report	President Rotation	Vice President Reported ****	Months Since Last Activity Report ***	Account Balance	Donations for current Fiscal Year	
			Number of times on status quo within last two years	If below 15 members appears				If net loss is greater than 20% appears			If no report in 3 months appears in	When more than one year appears in	Number of repeat terms		Notes the officers that do not have an active	If no report at 12 months red		
Exc Award (06/30/2017)																		
4327	GLADBROOK	05/06/1960	Active	16	0	0	0	0.00%	16		11		2	R	M,SC	24+		
Exc Award (06/30/2022)																		
4198	GRIMES	02/04/1947	Active	34	3	1	2	6.25%	32	11	6			N	S,T,M,SC	6	90+ Days	\$500.00
Exc Award (06/30/2017, 06/30/2022)																		
4328	GRINNELL	10/04/1961	Active	43	1	5	-4	-8.51%	47	19	0			N	M,SC	5		\$3,000.00
Exc Award (06/30/2022, 06/30/2024)																		
4277	GRUNDY CENTER	01/25/1968	Active	16	0	0	0	0.00%	16		7		4		M,VP,SC	24+		
4201	JOHNSTON	12/18/1944	Active	47	0	2	-2	-4.08%	45	14	4			N	M	20		\$1,500.00
Exc Award (06/30/2024)																		
4282	KELLOGG	09/17/1953	Active	17	0	0	0	0.00%	17		12			N	P,M,SC	24+	90+ Days	\$350.00
4283	LAUREL	10/07/1964	Active	7	0	4	-4	-36.36%	11	8	7		2		T,M,VP,SC	24+		
4286	Marshalltown Community Outreach	05/25/1921	Active	5	2	3	-1	-16.67%	3	1	0		2	N	M,SC	0	90+ Days	\$295.00
Exc Award (06/30/2024)																		
4287	MARSHALLTOWN EVENING	03/03/1970	Active	21	2	3	-1	-4.55%	23	3	0			N	M,SC	0		
Exc Award (06/30/2022)																		
42161	MC CALLSBURG	01/24/1983	Active	17	0	0	0	0.00%	17		21		2		M,VP,SC	24+		\$400.00
4208	MITCHELLVILLE	03/30/1972	Active	17	0	0	0	0.00%	18		11			N	VP,SC	19		
Exc Award (06/30/2017, 06/30/2022)																		
4335	MONTEZUMA	03/12/1947	Active	35	1	1	0	0.00%	35	1	8		2		M,VP,SC	22		
4291	NEVADA	05/06/1948	Active	16	1	0	1	6.67%	16		6			IP		24+		\$50.00
Exc Award (06/30/2017)																		
106573	NEWTON	09/09/2009	Active	8	0	0	0	0.00%	10		8		6		M,VP,SC	24+		
77465	PLEASANT HILL	08/05/2003	Cancelled(6*)	0	0	17	-17	-100.00%	17	12	4		None		P,S,T,M,VP SC	11		
4295	PRAIRIE CITY	12/19/1950	Active	17	1	1	0	0.00%	17	32	1		2	N	SC	22		\$250.00
4297	REINBECK	05/22/1950	Active	48	7	1	6	14.29%	41	50	1		2	R	M,SC	7		
4299	STATE CENTER	10/10/1930	Active	25	0	1	-1	-3.85%	27	20	5		7	R	M,SC	24+		\$150.00
Exc Award (06/30/2022)																		



Club Health Assessment for District 9 MC through March 2025

Club Number	Club Name	Charter Date	Status	Membership							Reports					Finance	LCIF
				Current Member Count	YTD Members Added	YTD Members Dropped	YTD Net Growth	YTD Net Growth%	Member Count 12 Months Ago	Avg. length of service for dropped members	Months Since Last MMR ***	Yrs. Since Last Officer Report	President Rotation	Vice President Reported ****	Months Since Last Activity Report ***	Account Balance	Donations for current Fiscal Year
			Number of times on status quo within last two years	If below 15 members appears				If net loss is greater than 20% appears			If no report in 3 months appears in	When more than one year appears in	Number of repeat terms	Notes the officers that do not have an active	If no report at 12 months appears in red		
4300	STORY CITY	12/29/1938	Active	14	4	2	2	16.67%	12	0	4		2	R	M,SC	20	\$400.00
4302	SULLY	09/15/1953	Active	21	1	3	-2	-8.70%	23	13	4		2	R	SC	8	\$500.00
4345	TRAER	10/27/1930	Active	27	4	2	2	8.00%	25	6	4		7	R	M,SC	4	\$300.00
4219	URBANDALE	08/29/1945	Active	45	4	2	2	4.65%	45	44	3		None		P,M,VP,SC	21	\$1,000.00
Exc Award (06/30/2017, 06/30/2022)																	
32315	URBANDALE BREAKFAST	05/17/1976	Active	10	0	0	0	0.00%	10		20	1	None		P,S,T,M,VP SC	24+	90+ Days
4220	WEST DES MOINES	10/03/1930	Active	14	0	2	-2	-12.50%	16	17	5		12	R	M,SC	23	\$1,000.00
Exc Award (06/30/2022)																	

Clubs Cancelled Previous Fiscal Year – Clubs Cancelled within last 12 months may be reinstated

Club Number	Club Name	Charter Date	Current Status*	Cancellation Date
128755	Des Moines Outreach	08/30/2016	Cancelled(6*)	01/29/2024

Current Total Clubs Count	YTD New Clubs Count	YTD Cancelled Clubs Count	YTD Net Club Gain	Current Total Members Count	YTD YTD Add	YTD YTD Drop	YTD Net Growth	YTD Net Growth %	Member Count 12 Months Ago	Average Member Count Per Club	% of Clubs with less than 20 members	% No MMR in 3 Months	% No Officer Report in 12 Months	% of Clubs with balance 90+ days	Number of Clubs in Status Quo	% Status Quo Clubs in Financial Suspension	Number of Cancelled Clubs	Average Cancelled Club Age	Members Lost Due to Cancellation	% of Clubs Cancelled for Non-Financial Reasons
38	0	2	-2	801	42	91	-49	-5.76%	856	21	55%	63%	3%	13%	0	0%	2	20	24	100%

* - P - Priority Club. Cancellation Reasons: 1-Objectives/conduct, 2-Non-active club, 5-Non-existing club, 6-Disbanding, 7-Merger, 8-Financial Suspension, 9-District/Multiple District Dues.

** - Abbreviation: P-President, S-Secretary, T-Treasurer, M-Member Chairperson, VP-First Vice President, MC-Communications Chairperson, SC-Service Chairperson

*** - Abbreviation: N/R - Never reported using the Lions Clubs website, N/A - Not applicable, No password registered for the Lions Clubs website.

**** - Abbreviation: N - New, IP - Immediate Past, R - Repeat.



Club Health Assessment for District 9 NC through March 2025

			Status	Membership							Reports					Finance		LCIF
Club Number	Club Name	Charter Date		Current Member Count	YTD Members Added	YTD Members Dropped	YTD Net Growth	YTD Net Growth%	Member Count 12 Months Ago	Avg. length of service for dropped members	Months Since Last MMR ***	Yrs. Since Last Officer Report	President Rotation	Vice President Reported ****	Months Since Last Activity Report ***	Account Balance	Donations for current Fiscal Year	
			Number of times on status quo within last two years	If below 15 members appears				If net loss is greater than 20% appears			If no report in 3 months appears in	When more than one year appears in	Number of repeat terms	Notes the officers that do not have an active	If no report at 12 months appears in red			
Clubs more than two years old																		
4061	ALGONA	01/10/1945	Active	20	0	0	0	0.00%	20		9		2	N	M,SC	24+	90+ Days	
4062	ALLISON	01/12/1951	Active	22	0	0	0	0.00%	26		7			N	M,SC	14		
4064	BELMOND	10/17/1951	Active	15	0	0	0	0.00%	15		5		None		P,T,M,VP,SC	19		
4067	BURT	10/10/1951	Active(1)	12	0	1	-1	-7.69%	13	54	3		None		P,S,T,M,VP SC	24+		
4068	CHARLES CITY	05/03/1921	Active	46	0	0	0	0.00%	46		3			N	T,M,SC	24+		
4070	CLARION	05/01/1947	Active	18	3	0	3	20.00%	15		1				M,VP,SC	2		
4071	CLEAR LAKE	04/15/1921	Active	64	4	14	-10	-13.51%	74	24	0			N	P,T,M,VP,SC	N/R		
30147	CLEAR LAKE EVENING	01/27/1975	Active	46	2	1	1	2.22%	47	6	1			N		1	\$1,900.00	
4072	DOWS	10/09/1951	Active	16	0	0	0	0.00%	16		19	1	None		P,S,T,M,VP SC	N/R		
110931	EAGLE GROVE	05/03/2011	Active	12	1	2	-1	-7.69%	13	1	1			R	SC	0	\$300.00	
Exc Award (06/30/2024)																		
43463	ELDORA	02/17/1984	Active	10	0	0	0	0.00%	10		20	1	None		P,S,T,M,VP SC	N/R	90+ Days	
4076	FLOYD	08/26/1952	Active	15	2	0	2	15.38%	13		1				P,T,M,VP,SC	24+	\$26.00	
4077	FOREST CITY	06/13/1930	Active	18	1	2	-1	-5.26%	20	18	0		5	R	M,SC	24+	\$100.00	
4078	GARNER	06/06/1924	Cancelled(6*)	0	0	12	-12	-100.00%	14	24	4	1	None		P,S,T,M,VP SC	24+		
4080	HAMPTON	05/05/1960	Active	16	0	5	-5	-23.81%	21	13	1				M,VP,SC	4	\$500.00	
4034	HUMBOLDT	08/06/1946	Active	34	0	0	0	0.00%	35		2				M,VP,SC	23	\$1,000.00	
4279	IOWA FALLS	07/08/1930	Active	64	3	1	2	3.23%	62	2	2			N	P,M,SC	24+	\$1,765.00	
4281	KAMRAR	07/30/1969	Active	17	0	0	0	0.00%	20		9				P,M,VP,SC	24+	90+ Days	
4081	KENSETT	03/12/1948	Active	11	0	0	0	0.00%	11		4	1	None		P,S,T,M,VP SC	24+	\$200.00	
4083	LAKE MILLS	10/22/1928	Active	10	0	1	-1	-9.09%	11	31	6		7	R	P,M,SC	24+		
33202	MANLY	01/19/1977	Cancelled(8*)	0	0	8	-8	-100.00%	8	24	3	2	None		P,S,T,M,VP SC	N/R	90+ Days	
4084	MARBLE ROCK	10/18/1954	Active	9	1	1	0	0.00%	9	5	3		None		P,T,M,VP,SC	24+		
4085	MASON CITY	05/12/1920	Active	23	0	0	0	0.00%	23		11			N	SC	24+		



Club Health Assessment for District 9 NC through March 2025


			Status	Membership							Reports					Finance	LCIF	
Club Number	Club Name	Charter Date		Current Member Count	YTD Members Added	YTD Members Dropped	YTD Net Growth	YTD Net Growth%	Member Count 12 Months Ago	Avg. length of service for dropped members	Months Since Last MMR ***	Yrs. Since Last Officer Report	President Rotation	Vice President Reported ****	Months Since Last Activity Report ***	Account Balance	Donations for current Fiscal Year	
			Number of times on status quo within last two years	If below 15 members appears	If net loss is greater than 20% appears						If no report in 3 months appears in	When more than one year appears in	Number of repeat terms	Notes the officers that do not have an active	If no report at 12 months appears in red			
Exc Award (06/30/2022)																		
4087	NEW HARTFORD	03/31/1972	Active	29	2	2	0	0.00%	25	11	1		5	R	M,SC	10		
4088	NORTHWOOD	10/18/1929	Active	26	0	1	-1	-3.70%	26	1	3		2	N	SC	0	\$1,000.00	
44814	OSAGE	04/19/1985	Active	41	4	2	2	5.13%	39	5	0			N	M,SC	0	\$500.00	
Exc Award (06/30/2024)																		
35146	PARKERSBURG	03/20/1978	Active	32	0	0	0	0.00%	28		0		2	R	M,SC	15	\$420.00	
Exc Award (06/30/2024)																		
4090	ROCKFORD	10/29/1951	Active	21	0	0	0	0.00%	21		39	1	None		P,S,T,M,VP SC	N/R	90+ Days	
4091	ROCKWELL	02/25/1957	Active	41	0	0	0	0.00%	45		10		None		P,S,M,VP,SC	24+		
4092	ROWAN	07/25/1952	Active	23	0	0	0	0.00%	23		12		None		P,S,T,M,VP SC	18		
4095	SHEFFIELD	11/28/1951	Active	15	1	1	0	0.00%	16	41	1			N	SC	1		\$145.00
4298	STANHOPE	05/25/1951	Active	20	2	3	-1	-4.76%	21	1	0		2	R	SC	2		\$200.00
Exc Award (06/30/2018)																		
4301	STRATFORD	05/28/1948	Active	16	0	0	0	0.00%	16		27		4	R	T,M,SC	24+		
4098	THOMPSON	04/25/1960	Active	13	0	1	-1	-7.14%	14	40	2				P,M,VP,SC	10		
4306	WILLIAMS	06/26/1951	Active	9	0	0	0	0.00%	8		10		None		P,S,T,M,VP SC	24+		

Clubs Cancelled Previous Fiscal Year – Clubs Cancelled within last 12 months may be reinstated

Club Number				Club Name				Charter Date			Current Status*		Cancellation Date													
29087				ACKLEY GENEVA L C				04/17/1974			Cancelled(6*)		06/29/2024													
Current Total Clubs Count	YTD New Clubs Count	YTD Cancelled Clubs Count	YTD Net Club Gain	Current Total Members Count	YTD Add	YTD Drop	YTD Net Growth	YTD Net Growth %	Member Count 12 Months Ago	Average Member Count Per Club	% of Clubs with less than 20 members	% No MMR in 3 Months	% No Officer Report in 12 Months	% of Clubs with balance 90+ days	Number of Clubs in Status Quo	% Status Quo Clubs in Financial Suspension	Number of Cancelled Clubs	Average Cancelled Club Age	Members Lost Due to Cancellation	% of Clubs Cancelled for Non-Financial Reasons						
33	0	2	-2	784	26	58	-32	-3.92%	824	24	52%	55%	12%	12%	0	0%	2	99	20	50%						




Club Health Assessment for District 9 NC through March 2025

			Status	Membership							Reports					Finance	LCIF
Club Number	Club Name	Charter Date		Current Member Count	YTD Members Added	YTD Members Dropped	YTD Net Growth	YTD Net Growth%	Member Count 12 Months Ago	Avg. length of service for dropped members	Months Since Last MMR ***	Yrs. Since Last Officer Report	President Rotation	Vice President Reported ****	Months Since Last Activity Report ***	Account Balance	Donations for current Fiscal Year
			Number of times on status quo within last two years	If below 15 members appears				If net loss is greater than 20% appears			If no report in 3 months appears in	When more than one year appears in	Number of repeat terms	Notes the officers that do not have an active	If no report at 12 months appears in red		

* - P - Priority Club. Cancellation Reasons: 1-Objectives/conduct, 2-Non-active club, 5-Non-existing club, 6-Disbanding, 7-Merger, 8-Financial Suspension, 9-District/Multiple District Dues.
** - Abbreviation: P-President, S-Secretary, T-Treasurer, M-Member Chairperson, VP-First Vice President, MC-Communications Chairperson, SC-Service Chairperson
*** - Abbreviation: N/R - Never reported using the Lions Clubs website, N/A - Not applicable, No password registered for the Lions Clubs website.
**** - Abbreviation: N - New, IP - Immediate Past, R - Repeat.



Club Health Assessment for District 9 NE through March 2025

			Status	Membership							Reports					Finance		LCIF
Club Number	Club Name	Charter Date		Current Member Count	YTD Members Added	YTD Members Dropped	YTD Net Growth	YTD Net Growth%	Member Count 12 Months Ago	Avg. length of service for dropped members	Months Since Last MMR ***	Yrs. Since Last Officer Report	President Rotation	Vice President Reported ****	Months Since Last Activity Report ***	Account Balance	Donations for current Fiscal Year	
			Number of times on status quo within last two years	If below 15 members appears			If net loss is greater than 20% appears				If no report in 3 months appears in	When more than one year appears in	Number of repeat terms	Notes the officers that do not have an active		If no report at 12 months appears in red		
Clubs more than two years old																		
46953	BALLTOWN	02/26/1987	Active	38	0	1	-1	-2.56%	38	23	7			IP	SC	9		\$1,000.00
4309	BELLE PLAINE	04/04/1947	Active	31	5	2	3	10.71%	28	14	0			N	SC	0		\$390.00
Exc Award (06/30/2023)																		
4311	BLAIRSTOWN	10/15/1953	Active	6	0	0	0	0.00%	6		14		17	R	S	22		\$200.00
4103	CALMAR	09/15/1955	Active	17	0	0	0	0.00%	14		9		4	R	M,SC	7		\$540.00
46389	CASCADE	06/30/1986	Active	8	4	0	4	100.00%	4		1		12		M,VP,SC	N/R		\$200.00
4104	CEDAR FALLS	11/14/1924	Active	79	5	9	-4	-4.82%	83	18	0				VP	0		\$5,522.00
4105	DECORAH	10/06/1952	Active	55	4	1	3	5.77%	49	36	0			N		0		\$3,070.00
Exc Award (06/30/2018)																		
4107	DENVER	07/26/1965	Active	39	2	11	-9	-18.75%	48	6	1			N	M,SC	8		\$1,250.00
33203	DUBUQUE EVENING	01/18/1977	Active	14	0	0	0	0.00%	14		10		5		VP	3		\$1,360.00
4108	DUBUQUE NOON	05/10/1922	Active	37	1	3	-2	-5.13%	38	11	2		2	N	SC	2		\$1,000.00
4110	DYERSVILLE	01/12/1968	Active	27	2	0	2	8.00%	21		7		2	R	M,SC	10		
4111	ELGIN	03/27/1948	Active	9	0	0	0	0.00%	9		8		None		P,M,VP,SC	24+		
4115	FREDERICKSBURG	11/02/1955	Active	19	0	2	-2	-9.52%	21	37	3			N		4		\$500.00
4116	GARNAVILLO	11/22/1965	Active	15	0	0	0	0.00%	15		8		23		M,VP,SC	2		\$175.00
4325	GARRISON	04/10/1957	Active	9	0	0	0	0.00%	9		7			N	SC	0		\$20.00
Exc Award (06/30/2018)																		
4117	HAWKEYE	12/01/1970	Active	8	0	0	0	0.00%	8		7		10		P,M,VP,SC	0		\$100.00
4118	HOPKINTON	02/23/1951	Active	27	4	0	4	17.39%	23		0			R	P,T,VP,SC	24+		
4119	HUDSON	06/13/1958	Active	21	0	1	-1	-4.55%	22	1	2			N	M,SC	0		\$475.00
4120	INDEPENDENCE	07/10/1931	Active	29	1	0	1	3.57%	28		1		2		VP	0		\$2,370.00
4121	JANESVILLE	02/06/1967	Active	25	0	1	-1	-3.85%	26	7	4			N		4		\$600.00
4122	JESUP	09/05/1932	Active	50	0	1	-1	-1.96%	52	17	3				M,VP,SC	3		\$50.00
4123	LA PORTE CITY	06/17/1924	Active	60	4	2	2	3.45%	58	34	2			N		24+		\$250.00



Club Health Assessment for District 9 NE through March 2025

			Status	Membership							Reports					Finance		LCIF
Club Number	Club Name	Charter Date		Current Member Count	YTD Members Added	YTD Members Dropped	YTD Net Growth	YTD Net Growth%	Member Count 12 Months Ago	Avg. length of service for dropped members	Months Since Last MMR ***	Yrs. Since Last Officer Report	President Rotation	Vice President Reported ****	Months Since Last Activity Report ***	Account Balance	Donations for current Fiscal Year	
			Number of times on status quo within last two years	If below 15 members appears				If net loss is greater than 20% appears			If no report in 3 months appears in	When more than one year appears in	Number of repeat terms	Notes the officers that do not have an active	If no report at 12 months appears in red			
29402	LANSING	05/31/1974	Active(1)	13	0	0	0	0.00%	13		22		12	M,VP,SC	24+			
84788	LAWLER	01/31/2005	Active	44	0	0	0	0.00%	42		4			N	0		\$110.00	
	Exc Award (06/30/2024)																	
4124	MANCHESTER	10/08/1941	Cancelled(6*)	0	0	11	-11	-100.00%	30	47	5	1	None	P,S,T,M,VP SC	24+			
4127	NASHUA	09/20/1932	Active	37	3	6	-3	-7.50%	43	12	0			M,VP,SC	0		\$870.00	
	Exc Award (06/30/2018, 06/30/2023)																	
4128	NEW HAMPTON	09/20/1951	Active	55	1	1	0	0.00%	55	3	3			N	M,VP,SC	4	\$40.00	
38128	NEWHALL	03/24/1980	Active	17	0	1	-1	-5.56%	18	2	1			N	M,SC	5		
4129	OELWEIN	04/26/1939	Active	34	1	2	-1	-2.86%	34	33	0			R		1	\$1,040.00	
	Exc Award (06/30/2018)																	
40998	POSTVILLE	03/29/1982	Active	14	0	0	0	0.00%	14		0			N	SC	18	\$225.00	
4339	SHELLSBURG	12/07/1970	Active	11	2	0	2	22.22%	9		2		4	N	M,SC	19		
4135	STRAWBERRY POINT	02/10/1931	Active	8	0	0	0	0.00%	8		8		11		M,VP,SC	17		
35529	SUMNER	05/11/1978	Active	18	0	0	0	0.00%	19		8			IP	M,SC	24+	\$100.00	
4346	URBANA	01/03/1974	Active	19	5	1	4	26.67%	16	0	6				T,M,VP,SC	22	\$200.00	
4347	VAN HORNE	12/12/1962	Active	22	0	0	0	0.00%	22		2			N	M,SC	20	\$30.00	
4349	VINTON	07/05/1921	Active	68	2	1	1	1.49%	68	21	0			N	M,SC	11		
	Exc Award (06/30/2017)																	
4136	WATERLOO	02/20/1939	Active	18	1	2	-1	-5.26%	17	12	2			N		2	\$1,010.00	
29996	WAUKON	12/17/1974	Active	14	1	2	-1	-6.67%	16	6	2				M,VP	6	\$100.00	
4138	WAVERLY	06/13/1944	Active	30	1	2	-1	-3.23%	34	29	0			N		1	\$1,120.00	
4139	WEST UNION	03/26/1942	Active	22	1	3	-2	-8.33%	26	2	4		4	R	M,VP,SC	1	\$300.00	
138498	Western Dubuque	06/18/2019	Active	6	1	0	1	20.00%	5		2		7		VP,SC	0	\$200.00	



Club Health Assessment for District 9 NE through March 2025

Club Number			Club Name			Charter Date			Status										Membership					Reports					Finance		LCIF
									Current Member Count	YTD Members Added	YTD Members Dropped	YTD Net Growth	YTD Net Growth%	Member Count 12 Months Ago	Avg. length of service for dropped members	Months Since Last MMR ***	Yrs. Since Last Officer Report	President Rotation	Vice President Reported ****	Months Since Last Activity Report ***	Account Balance	Donations for current Fiscal Year									
									Number of times on status quo within last two years	If below 15 members appears			If net loss is greater than 20% appears			If no report in 3 months appears in			When more than one year appears in	Number of repeat terms	Notes the officers that do not have an active		If no report at 12 months appears in red								
Current Total Clubs Count	YTD New Clubs Count	YTD Cancelled Clubs Count	YTD Net Club Gain	Current Total Members Count	YTD Add	YTD Drop	YTD Net Growth	YTD Net Growth %	Member Count 12 Months Ago	Average Member Count Per Club	% of Clubs with less than 20 members	% No MMR in 3 Months	% No Officer Report in 12 Months	% of Clubs with balance 90+ days	Number of Clubs in Status Quo	% Status Quo Clubs in Financial Suspension	Number of Cancelled Clubs	Average Cancelled Club Age	Members Lost Due to Cancellation	% of Clubs Cancelled for Non-Financial Reasons											
40	0	1	-1	1,073	51	66	-15	-1.38%	1,103	27	48%	48%	0%	0%	0	0%	1	83	11	100%											

* - P - Priority Club. Cancellation Reasons: 1-Objectives/conduct, 2-Non-active club, 5-Non-existing club, 6-Disbanding, 7-Merger, 8-Financial Suspension, 9-District/Multiple District Dues.

** - Abbreviation: P-President, S-Secretary, T-Treasurer, M-Member Chairperson, VP-First Vice President, MC-Communications Chairperson, SC-Service Chairperson

*** - Abbreviation: N/R - Never reported using the Lions Clubs website, N/A - Not applicable, No password registered for the Lions Clubs website.

**** - Abbreviation: N - New, IP - Immediate Past, R - Repeat.



Club Health Assessment for District 9 NW through March 2025

			Status	Membership							Reports					Finance		LCIF
Club Number	Club Name	Charter Date		Current Member Count	YTD Members Added	YTD Members Dropped	YTD Net Growth	YTD Net Growth%	Member Count 12 Months Ago	Avg. length of service for dropped members	Months Since Last MMR ***	Yrs. Since Last Officer Report	President Rotation	Vice President Reported ****	Months Since Last Activity Report ***	Account Balance	Donations for current Fiscal Year	
			Number of times on status quo within last two years	If below 15 members appears				If net loss is greater than 20% appears			If no report in 3 months appears in	When more than one year appears in	Number of repeat terms		Notes the officers that do not have an active	If no report at 12 months appears in red		
Clubs more than two years old																		
38267	AKRON	04/16/1980	Active	25	4	0	4	19.05%	21		0			N	SC	1		\$630.00
Exc Award (06/30/2024)																		
4023	BADGER	03/09/1973	Active	9	1	0	1	12.50%	8		3			IP	S,M,SC	5		\$1,010.00
4270	BOONE	05/12/1921	Active	24	3	1	2	9.09%	22	5	1		3	N	M,SC	1		\$260.00
32065	CARROLL	04/14/1976	Active	23	0	1	-1	-4.17%	28	3	0		3	R	T,M,SC	0		\$250.00
4232	CHURDAN	12/11/1941	Active	35	3	0	3	9.38%	30		0			N	T,M,SC	3		\$50.00
43715	COON RAPIDS	04/03/1984	Active	29	1	3	-2	-6.45%	31	22	2				P,T,M,VP,SC	24+		
4027	DAYTON	06/24/1968	Active	10	0	0	0	0.00%	10		14		3		S,M,VP,SC	24+		
4030	EVERLY	06/13/1961	Active	28	3	0	3	12.00%	25		1		2	R	P,M,VP,SC	0		
4032	FORT DODGE	08/19/1921	Active	22	0	1	-1	-4.35%	24	34	4			N	M,SC	0		\$3,016.00
29401	FORT DODGE EVENING	05/31/1974	Active	9	1	2	-1	-10.00%	11	8	0			N	SC	0		\$1,000.00
4242	GRAND JUNCTION	10/04/1932	Active	13	1	0	1	8.33%	13		3			N	T,M,VP,SC	0		
37665	HARTLEY	11/08/1979	Active	21	0	0	0	0.00%	21		16	1	None		P,S,T,M,VP SC	0	90+ Days	\$500.00
4038	LE MARS	05/11/1921	Active	19	0	0	0	0.00%	19		2		12		M,VP,SC	0		\$1,100.00
4039	LEHIGH	01/31/1973	Active	11	0	2	-2	-15.38%	13	15	5				P,T,M,VP,SC	24+		
28134	LOHRVILLE	03/18/1974	Active	11	0	0	0	0.00%	11		9		14	R	P,T,M,VP,SC	0		
4285	MADRID	11/26/1929	Active	43	4	3	1	2.38%	42	46	0			N	P,T,M,SC	0		\$50.00
Exc Award (06/30/2023)																		
41874	MANSON	10/01/1982	Active	11	1	3	-2	-15.38%	13	9	1		5	R			2	\$30.00
33925	MARCUS	05/31/1977	Active	23	1	0	1	4.55%	23		7			R	P,M,SC	0		\$400.00
4293	OGDEN	11/29/1929	Active	26	3	1	2	8.33%	24	39	0			N	SC	0		\$250.00
4043	ORANGE CITY	02/24/1930	Active	36	8	3	5	16.13%	30	3	0			N	SC	0		
4046	PETERSON	03/20/1957	Active	40	1	2	-1	-2.44%	41	15	2			N	M,SC	0		
4048	REMSEN	02/29/1940	Active	17	1	1	0	0.00%	17	3	7		None		P,S,T,M,VP SC	0		



Club Health Assessment for District 9 NW through March 2025

				Status		Membership						Reports					Finance		LCIF	
Club Number	Club Name	Charter Date			Current Member Count	YTD Members Added	YTD Members Dropped	YTD Net Growth	YTD Net Growth%	Member Count 12 Months Ago	Avg. length of service for dropped members	Months Since Last MMR ***	Yrs. Since Last Officer Report	President Rotation	Vice President Reported ****	Months Since Last Activity Report ***	Account Balance	Donations for current Fiscal Year		
			Number of times on status quo within last two years		If below 15 members appears				If net loss is greater than 20% appears			If no report in 3 months appears in	When more than one year appears in	Number of repeat terms		Notes the officers that do not have an active	If no report at 12 months appears in red			
4259	RIPPEY	03/09/1944	Active		9	0	0	0	0.00%	9		0		4		M,VP,SC	0	90+ Days	\$400.00	
4051	ROLFE	04/15/1953	Active		20	1	3	-2	-9.09%	22	14	3		6	N	M,SC	0		\$250.00	
4052	ROYAL	11/15/1957	Active		28	2	2	0	0.00%	28	27	4				P,VP,SC	0			
4054	SAC CITY	12/09/1948	Active		4	0	0	0	0.00%	4		15	1	None		P,S,T,M,VP SC	0			
4056	SIOUX CITY	06/12/1920	Active		16	1	2	-1	-5.88%	18	4	4		3	R	M,SC	0			
47864	WALL LAKE	11/25/1987	Active		16	1	0	1	6.67%	15		2			N	M,SC	0		\$200.00	
Exc Award (06/30/2024)																				
4060	WEST BEND	01/24/1966	Active		13	0	0	0	0.00%	13		24		5	R	T,M,SC	0	\$200.00		
4307	WOODWARD	11/10/1969	Active		16	0	2	-2	-11.11%	18	4	6		2	N	SC	0			
Exc Award (06/30/2024)																				
Current Total Clubs Count	YTD New Clubs Count	YTD Cancelled Clubs Count	YTD Net Club Gain	Current Total Members Count	YTD Add	YTD Drop	YTD Net Growth	YTD Net Growth %	Member Count 12 Months Ago	Average Member Count Per Club	% of Clubs with less than 20 members	% No MMR in 3 Months	% No Officer Report in 12 Months	% of Clubs with balance 90+ days	Number of Clubs in Status Quo	% Status Quo Clubs in Financial Suspension	Number of Cancelled Clubs	Average Cancelled Club Age	Members Lost Due to Cancellation	% of Clubs Cancelled for Non-Financial Reasons
30	0	0	0	607	41	32	9	1.51%	604	20	50%	50%	7%	7%	0	0%	0	0	0	0%

* - P - Priority Club. Cancellation Reasons: 1-Objectives/conduct, 2-Non-active club, 5-Non-existing club, 6-Disbanding, 7-Merger, 8-Financial Suspension, 9-District/Multiple District Dues.

** - Abbreviation: P-President, S-Secretary, T-Treasurer, M-Member Chairperson, VP-First Vice President, MC-Communications Chairperson, SC-Service Chairperson

*** - Abbreviation: N/R - Never reported using the Lions Clubs website, N/A - Not applicable, No password registered for the Lions Clubs website.

**** - Abbreviation: N - New, IP - Immediate Past, R - Repeat.



Club Health Assessment for District 9 SE through March 2025

			Status	Membership							Reports					Finance	LCIF	
Club Number	Club Name	Charter Date		Current Member Count	YTD Members Added	YTD Members Dropped	YTD Net Growth	YTD Net Growth%	Member Count 12 Months Ago	Avg. length of service for dropped members	Months Since Last MMR ***	Yrs. Since Last Officer Report	President Rotation	Vice President Reported ****	Months Since Last Activity Report ***	Account Balance	Donations for current Fiscal Year	
			Number of times on status quo within last two years	If below 15 members appears				If net loss is greater than 20% appears			If no report in 3 months appears in	When more than one year appears in	Number of repeat terms		Notes the officers that do not have an active	If no report at 12 months appears in red		
Clubs more than two years old																		
4181	ALBIA	06/22/1921	Active	9	0	0	0	0.00%	10		10			IP	M,SC	18		
4143	BIRMINGHAM	12/06/1965	Active	12	0	1	-1	-7.69%	13	3	4		2	R	M,VP,SC	2		\$100.00
Exc Award (06/30/2023)																		
35684	BRIGHTON	05/25/1978	Active	14	0	0	0	0.00%	14		17		3		P,M,VP,SC	24+		\$1,000.00
4147	BURLINGTON HOST	04/12/1921	Active	31	2	1	1	3.33%	32	34	0		2	N	M,SC	24+		\$2,140.00
4188	CENTERVILLE	03/17/1939	Active(1)	8	0	0	0	0.00%	8		24		13		T,M,VP,SC	24+		
136946	Clear Creek	11/29/2018	Active(1)	9	0	5	-5	-35.71%	14	3	7		6	R	M,SC	24+		
38023	COLUMBUS JUNCTION	02/29/1980	Active	30	6	2	4	15.38%	28	13	0		2		VP,SC	0		\$2,629.69
4190	CORYDON	11/18/1969	Active	16	0	3	-3	-15.79%	19	20	0		2	R	T	13		\$526.00
4149	CRAWFORDSVILLE	05/28/1953	Active	18	0	1	-1	-5.26%	19	21	7		None	N	P,M,SC	3		\$600.00
32506	DANVILLE	06/21/1976	Active	16	0	0	0	0.00%	17		11			N	M,SC	0		
4153	FAIRFIELD	04/28/1921	Active	35	0	2	-2	-5.41%	42	56	3			N	M,SC	23		\$530.00
Exc Award (06/30/2018)																		
4155	FORT MADISON	06/19/1920	Active	33	1	1	0	0.00%	34	55	1		2		M,VP,SC	5		\$1,000.00
4156	FREMONT	11/05/1953	Active	27	0	0	0	0.00%	27		9			N	M,SC	9		\$450.00
42751	GRANDVIEW & LETTS	06/30/1983	Active	18	1	1	0	0.00%	18	8	1		4	R	SC	12		\$1,025.00
Exc Award (06/30/2016, 06/30/2017)																		
4329	IOWA CITY	12/15/1920	Active	35	0	0	0	0.00%	35		7		4		M,VP,SC	0		\$10.00
4158	KEOKUK	03/09/1921	Active	14	1	3	-2	-12.50%	18	22	1		2		M,VP,SC	24+		
29911	KEOSAUQUA	11/06/1974	Active	29	4	0	4	16.00%	24		0			N		24+		\$2,000.00
39342	LEIGHTON	01/31/1981	Active	13	0	0	0	0.00%	13		12		2	R	VP,SC	24+		\$1,100.00
4160	LOCKRIDGE	03/23/1956	Active(1)	16	0	0	0	0.00%	16		11			N	M,VP,SC	24		\$650.00
42162	LONE TREE	01/19/1983	Active	18	1	0	1	5.88%	17		7			N	M,SC	0		\$680.00
4161	MEDIAPOLIS	03/18/1949	Active	19	0	0	0	0.00%	21		10			N	M,SC	24+	90+ Days	
54546	MELCHER-DALLAS	06/02/1993	Active(1)	12	0	1	-1	-7.69%	14	8	1			N	M,SC	24+		




Club Health Assessment for District 9 SE through March 2025

			Status		Membership						Reports					Finance		LCIF		
Club Number	Club Name	Charter Date			Current Member Count	YTD Members Added	YTD Members Dropped	YTD Net Growth	YTD Net Growth%	Member Count 12 Months Ago	Avg. length of service for dropped members	Months Since Last MMR ***	Yrs. Since Last Officer Report	President Rotation	Vice President Reported ****	Months Since Last Activity Report ***	Account Balance	Donations for current Fiscal Year		
			Number of times on status quo within last two years		If below 15 members appears				If net loss is greater than 20% appears			If no report in 3 months appears in	When more than one year appears in	Number of repeat terms		Notes the officers that do not have an active	If no report at 12 months appears in red			
Exc Award (06/30/2018)																				
4162	MILTON	03/16/1954	Active(1)		6	1	1	0	0.00%	6	36	0		2		S,M,VP,SC	24+		\$100.00	
29624	NEW LONDON	07/23/1974	Active		13	0	1	-1	-7.14%	13	43	1				M,VP,SC	24+		\$500.00	
104428	NORTH LIBERTY	02/04/2009	Active		17	1	0	1	6.25%	15		7			N	M,VP,SC	4		\$300.00	
108239	OSKALOOSA	04/28/2010	Active		16	0	3	-3	-15.79%	16	5	3			R		1		\$122.00	
Exc Award (06/30/2017, 06/30/2021)																				
4168	OTTUMWA NOON	05/02/1939	Active		48	1	5	-4	-7.69%	55	10	1			N	M,SC	3		\$500.00	
4171	SIGOURNEY	11/19/1953	Active		12	0	1	-1	-7.69%	14	45	4			R	T,M,VP	6			
129932	Solon Centennial Lions Club	01/30/2017	Active		32	2	0	2	6.67%	30		2				VP,SC	1		\$600.00	
4172	STOCKPORT	11/27/1957	Active		14	4	3	1	7.69%	13	20	2			N	M,SC	24+		\$200.00	
4348	VICTOR	11/13/1956	Active		18	0	0	0	0.00%	18		23		3	R	M,SC	1		\$4,500.00	
Exc Award (06/30/2018)																				
4174	WASHINGTON	12/21/1972	Active		23	1	1	0	0.00%	24	1	5				M,VP,SC	8		\$704.00	
4175	WAYLAND	04/10/1958	Active		23	2	0	2	9.52%	24		2		None	N	P,M,SC	3			
4177	WEST BURLINGTON	10/21/1971	Active		23	2	1	1	4.55%	22	54	2		3	N		24+		\$680.00	
4178	WEST CHESTER	03/01/1956	Active		24	4	0	4	20.00%	20		2		14		M,VP,SC	24+			
4179	WHAT CHEER	12/17/1953	Active		10	0	0	0	0.00%	10		5		18	R	M,SC	24+		\$100.00	
4354	WILLIAMSBURG	10/21/1938	Active		32	0	1	-1	-3.03%	33	2	6		13	R	M,SC	11		\$500.00	
4180	WINFIELD	11/17/1941	Active		22	0	0	0	0.00%	25		11				T,M,VP,SC	24+		\$800.00	
Current Total Clubs Count	YTD New Clubs Count	YTD Cancelled Clubs Count	YTD Net Club Gain	Current Total Members Count	YTD Add	YTD Drop	YTD Net Growth	YTD Net Growth %	Member Count 12 Months Ago	Average Member Count Per Club	% of Clubs with less than 20 members	% No MMR in 3 Months	% No Officer Report in 12 Months	% of Clubs with balance 90+ days	Number of Clubs in Status Quo	% Status Quo Clubs in Financial Suspension	Number of Cancelled Clubs	Average Cancelled Club Age	Members Lost Due to Cancellation	% of Clubs Cancelled for Non-Financial Reasons
38	0	0	0	765	34	38	-4	-0.52%	791	20	61%	58%	0%	3%	0	0%	0	0	0	0%



Club Health Assessment for District 9 SE through March 2025

			Status	Membership							Reports					Finance	LCIF
Club Number	Club Name	Charter Date		Current Member Count	YTD Members Added	YTD Members Dropped	YTD Net Growth	YTD Net Growth%	Member Count 12 Months Ago	Avg. length of service for dropped members	Months Since Last MMR ***	Yrs. Since Last Officer Report	President Rotation	Vice President Reported ****	Months Since Last Activity Report ***	Account Balance	Donations for current Fiscal Year
			Number of times on status quo within last two years	If below 15 members appears				If net loss is greater than 20% appears			If no report in 3 months appears in	When more than one year appears in	Number of repeat terms	Notes the officers that do not have an active	If no report at 12 months appears in red		

* - P - Priority Club. Cancellation Reasons: 1-Objectives/conduct, 2-Non-active club, 5-Non-existing club, 6-Disbanding, 7-Merger, 8-Financial Suspension, 9-District/Multiple District Dues.
** - Abbreviation: P-President, S-Secretary, T-Treasurer, M-Member Chairperson, VP-First Vice President, MC-Communications Chairperson, SC-Service Chairperson
*** - Abbreviation: N/R - Never reported using the Lions Clubs website, N/A - Not applicable, No password registered for the Lions Clubs website.
**** - Abbreviation: N - New, IP - Immediate Past, R - Repeat.



Club Health Assessment for District 9 SW through March 2025

			Status	Membership							Reports					Finance	LCIF
Club Number	Club Name	Charter Date		Current Member Count	YTD Members Added	YTD Members Dropped	YTD Net Growth	YTD Net Growth%	Member Count 12 Months Ago	Avg. length of service for dropped members	Months Since Last MMR ***	Yrs. Since Last Officer Report	President Rotation	Vice President Reported ****	Months Since Last Activity Report ***	Account Balance	Donations for current Fiscal Year
			Number of times on status quo within last two years	If below 15 members appears				If net loss is greater than 20% appears			If no report in 3 months appears in	When more than one year appears in	Number of repeat terms	Notes the officers that do not have an active	If no report at 12 months appears in red		
Clubs more than two years old																	
4223	ADAIR	08/23/1951	Active	17	0	2	-2	-10.53%	12	1	0		4	N	SC	0	\$3,460.00
Exc Award (06/30/2017, 06/30/2020, 06/30/20																	
4264	ADEL	11/28/1952	Active	48	3	3	0	0.00%	50	3	1			N	M	0	\$3,100.00
33408	AFTON	02/28/1977	Active	21	1	0	1	5.00%	20		3			N	P,M,SC	12	\$50.00
Exc Award (06/30/2022)																	
4225	ATLANTIC	02/07/1928	Active	24	1	4	-3	-11.11%	28	17	1		3	N	M	0	\$1,210.00
4226	AUDUBON	04/16/1943	Active	38	0	1	-1	-2.56%	38	39	0			N	SC	0	\$2,000.00
Exc Award (06/30/2017, 06/30/2023, 06/30/20																	
4228	BAYARD	02/08/1950	Active	9	0	2	-2	-18.18%	11	8	0		13		T,M,VP,SC	24+	\$100.00
4229	BEDFORD	10/15/1946	Active	17	0	0	0	0.00%	17		17			IP	SC	24+	
4234	CLEARFIELD	05/29/1952	Active	180	0	10	-10	-5.26%	188	23	2			N	SC	24+	\$500.00
4236	COUNCIL BLUFFS	06/19/1921	Active	24	0	1	-1	-4.00%	25	11	3			N		0	\$550.00
Exc Award (06/30/2017, 06/30/2018, 06/30/20																	
4237	CRESTON	04/18/1952	Active	23	0	1	-1	-4.17%	24	11	1			N	P,M,SC	13	\$1,000.00
51365	DEXTER	02/28/1991	Active	9	0	2	-2	-18.18%	10	13	0				T,M,VP,SC	0	
4240	DIAGONAL	05/26/1952	Active(1)	61	3	0	3	5.17%	58		0				P,M,VP,SC	7	
36044	EXIRA	09/18/1978	Active	37	4	2	2	5.71%	34	1	0			N	VP,SC	0	\$100.00
Exc Award (06/30/2016, 06/30/2017, 06/30/20																	
31736	FONTANELLE	02/24/1976	Active	9	0	0	0	0.00%	9		12		9	R	M,VP,SC	3	\$500.00
4241	GLENWOOD	01/16/1939	Active	23	0	0	0	0.00%	23		6			R	M,SC	0	\$2,100.00
4197	GRAND RIVER	11/24/1954	Active	21	5	0	5	31.25%	17		2		6	R	P,M,VP,SC	2	\$1,000.00
4243	GREENFIELD	02/26/1952	Active	31	0	0	0	0.00%	31		9		3	R	SC	20	\$500.00
4245	GUTHRIE CENTER	06/16/1924	Active	34	2	1	1	3.03%	32	1	4			N	M,SC	3	\$925.00
147565	Hamburg	07/15/2021	Active	8	0	0	0	0.00%	8		23		2		M,VP	5	
4246	HARLAN	01/05/1955	Active	34	6	0	6	21.43%	27		1			R	M,SC	18	\$750.00



Club Health Assessment for District 9 SW through March 2025

			Status	Membership							Reports					Finance		LCIF
Club Number	Club Name	Charter Date		Current Member Count	YTD Members Added	YTD Members Dropped	YTD Net Growth	YTD Net Growth%	Member Count 12 Months Ago	Avg. length of service for dropped members	Months Since Last MMR ***	Yrs. Since Last Officer Report	President Rotation	Vice President Reported ****	Months Since Last Activity Report ***	Account Balance	Donations for current Fiscal Year	
			Number of times on status quo within last two years	If below 15 members appears				If net loss is greater than 20% appears			If no report in 3 months appears in	When more than one year appears in	Number of repeat terms	Notes the officers that do not have an active	If no report at 12 months appears in red			
4199	INDIANOLA	01/24/1930	Active	76	29	14	15	24.59%	60	10	0		2	R	SC	0		\$3,150.00
	Exc Award (06/30/2021, 06/30/2023, 06/30/2025)																	
56972	INDIANOLA BREAKFAST	05/26/1995	Active	8	0	1	-1	-11.11%	9	1	8		7		P,M,VP,SC	24+		
4200	INDIANOLA EVENING	10/05/1970	Cancelled(6*)	0	0	8	-8	-100.00%	8	19	0		None		P,S,T,M,VP SC	12	90+ Days	\$50.00
4247	JAMAICA	04/25/1966	Active	14	0	1	-1	-6.67%	15	3	2			N	T,M,SC	17		\$100.00
4203	LAMONI	03/17/1970	Active	32	2	3	-1	-3.03%	33	1	0		3	R	M,SC	3		
4204	LEON	04/12/1956	Active	14	3	3	0	0.00%	14	7	0		2		M,VP,SC	21		\$50.00
4250	LINDEN	09/11/1967	Active	5	0	3	-3	-37.50%	8	8	2				M,VP,SC	9		\$200.00
4251	LORIMOR	06/07/1940	Active	14	1	1	0	0.00%	14	1	4		6	R	M,SC	4		\$100.00
4206	MARTENSDALE	12/26/1972	Active	8	0	0	0	0.00%	10		9		3	R	M,SC	16		\$400.00
	Exc Award (06/30/2022)																	
4207	MILO	04/20/1954	Active	21	1	1	0	0.00%	21	3	2			R	P,M,SC	0		\$500.00
4253	MISSOURI VALLEY	06/29/1953	Active	21	0	1	-1	-4.55%	22	64	2			R	M,SC	5		
4254	MOUNT AYR	06/18/1947	Active	22	3	2	1	4.76%	21	3	0			N	P,M,VP,SC	24+		
4210	MURRAY	06/08/1932	Active	10	1	1	0	0.00%	10	1	2			R	T,VP,SC	16	90+ Days	\$50.00
33514	NEOLA	03/24/1977	Active	35	0	0	0	0.00%	34		8		2	R		0		\$3,775.00
	Exc Award (06/30/2016, 06/30/2017, 06/30/2020)																	
4211	NEW VIRGINIA	10/13/1941	Active	13	0	1	-1	-7.14%	14	26	7			R	M,SC	24+		
31006	NORWALK	06/30/1975	Active	28	0	3	-3	-9.68%	32	12	2			N	M,SC	12	90+ Days	\$250.00
4256	PANORA	03/10/1955	Active	15	0	0	0	0.00%	19		9		2		M,VP,SC	24+	90+ Days	
	Exc Award (06/30/2016, 06/30/2018)																	
4294	PERRY	02/07/1972	Active	20	2	1	1	5.26%	19	0	3			N	M,SC	0		\$400.00
	Exc Award (06/30/2024)																	
4296	REDFIELD	09/25/1956	Active	8	0	5	-5	-38.46%	13	2	4		5	R	M,SC	15		\$125.00
	Exc Award (06/30/2018)																	
4216	ST CHARLES	02/28/1946	Active	23	0	0	0	0.00%	22		11			N	P,T,M,SC	24+		
100971	STUART	01/21/2008	Active	9	0	1	-1	-10.00%	14	17	8			N	M,SC	0	90+ Days	



Club Health Assessment for District 9 SW through March 2025

Club Number	Club Name	Charter Date	Status	Membership							Reports					Finance	LCIF
				Current Member Count	YTD Members Added	YTD Members Dropped	YTD Net Growth	YTD Net Growth%	Member Count 12 Months Ago	Avg. length of service for dropped members	Months Since Last MMR ***	Yrs. Since Last Officer Report	President Rotation	Vice President Reported ****	Months Since Last Activity Report ***	Account Balance	Donations for current Fiscal Year
			Number of times on status quo within last two years	If below 15 members appears				If net loss is greater than 20% appears			If no report in 3 months appears	When more than one year appears in	Number of repeat terms	Notes the officers that do not have an active	If no report at 12 months appears in red		
4263	TINGLEY	10/11/1957	Active	35	0	2	-2	-5.41%	37	7	1		5	P,M,VP,SC	24+		
46816	VILLISCA	01/15/1987	Active	18	0	1	-1	-5.26%	19	9	5		2	R	M,SC	0	\$250.00
Exc Award (06/30/2017, 06/30/2019)																	
138479	Waukee	06/04/2019	Active	14	3	2	1	7.69%	13	6	2			IP	SC	1	\$815.00
4222	WINTERSET	05/26/1939	Active	33	0	0	0	0.00%	37		9		3	R		12	\$1,055.00
Exc Award (06/30/2023)																90+ Days	

Clubs Cancelled Previous Fiscal Year – Clubs Cancelled within last 12 months may be reinstated

Club Number	Club Name	Charter Date	Current Status*	Cancellation Date
105800	EARLHAM	06/16/2009	Cancelled(6*)	07/29/2023

Current Total Clubs Count	YTD New Clubs Count	YTD Cancelled Clubs Count	YTD Net Club Gain	Current Total Members Count	YTD Add	YTD Drop	YTD Net Growth	YTD Net Growth %	Member Count 12 Months Ago	Average Member Count Per Club	% of Clubs with less than 20 members	% No MMR in 3 Months	% No Officer Report in 12 Months	% of Clubs with balance 90+ days	Number of Clubs in Status Quo	% Status Quo Clubs in Financial Suspension	Number of Cancelled Clubs	Average Cancelled Club Age	Members Lost Due to Cancellation	% of Clubs Cancelled for Non-Financial Reasons
44	0	1	-1	1,164	70	84	-14	-1.19%	1,180	26	43%	45%	0%	11%	0	0%	1	69	8	100%

* - P - Priority Club. Cancellation Reasons: 1-Objectives/conduct, 2-Non-active club, 5-Non-existing club, 6-Disbanding, 7-Merger, 8-Financial Suspension, 9-District/Multiple District Dues.

** - Abbreviation: P-President, S-Secretary, T-Treasurer, M-Member Chairperson, VP-First Vice President, MC-Communications Chairperson, SC-Service Chairperson

*** - Abbreviation: N/R - Never reported using the Lions Clubs website, N/A - Not applicable, No password registered for the Lions Clubs website.

**** - Abbreviation: N - New, IP - Immediate Past, R - Repeat.



Club Health Assessment for District 11 A1 through March 2025

Club Number	Club Name	Charter Date	Status	Membership							Reports					Finance	LCIF
				Current Member Count	YTD Members Added	YTD Members Dropped	YTD Net Growth	YTD Net Growth%	Member Count 12 Months Ago	Avg. length of service for dropped members	Months Since Last MMR ***	Yrs. Since Last Officer Report	President Rotation	Vice President Reported ****	Months Since Last Activity Report ***	Account Balance	Donations for current Fiscal Year
			Number of times on status quo within last two years	If below 15 members appears				If net loss is greater than 20% appears			If no report in 3 months appears in	When more than one year appears in	Number of repeat terms	Notes the officers that do not have an active	If no report at 12 months appears in red		
Clubs more than two years old																	
4422	BEDFORD TOWNSHIP L C	07/16/1969	Active	68	2	5	-3	-4.23%	63	12	1			N	SC	4	\$2,000.00
	Exc Award (06/30/2024)																
41308	BROWNSTOWN	05/21/1982	Active	31	2	3	-1	-3.13%	36	9	4		2	N	M,VP,SC	12	\$430.00
4425	CANTON L C	06/17/1968	Active	18	0	0	0	0.00%	17		6				M,VP,SC	24+	\$50.00
	Exc Award (06/30/2022)																
4427	DEARBORN HEIGHTS	03/03/1963	Active	6	0	1	-1	-14.29%	9	36	2		11	R	S,T,SC	24+	\$6,220.00
4428	DETROIT	01/26/1920	Active(2)	3	3	0	3	100.00%	0		5		2		M,VP,SC	24+	
48761	DETROIT HISPANIC	06/28/1988	Active	17	0	0	0	0.00%	17		4			N	M	5	
30336	DETROIT MID-CITY	03/17/1975	Active	36	1	8	-7	-16.28%	44	14	0				VP,SC	3	\$30.00
109262	DETROIT MOTOWN N.E.W.	09/20/2010	Cancelled(8*)	0	0	2	-2	-100.00%	2	21	3	1	None		P,S,T,M,VP SC	N/R	90+ Days
36199	DETROIT NORTH CENTRAL	11/06/1978	Active	6	0	0	0	0.00%	6		5		15		M,VP,SC	12	
4435	DETROIT NORTHEAST	01/06/1938	Active	24	2	1	1	4.35%	26	0	0				M,VP,SC	24+	\$300.00
4437	DETROIT NORTHWEST	05/06/1926	Active(1)	22	0	0	0	0.00%	22		8				VP,SC	7	90+ Days
4440	DETROIT RENAISSANCE	09/06/1973	Active	35	8	19	-11	-23.91%	46	10	2			N	SC	5	\$550.00
	Exc Award (06/30/2021, 06/30/2022)																
150775	Detroit Wayne State Community Area	05/18/2022	Cancelled(8*)	0	0	4	-4	-100.00%	4	3	3		None		P,S,T,M,VP SC	N/R	90+ Days
59405	DETROIT WESTOWN-HARTFORD	04/23/1997	Active	43	4	3	1	2.38%	31	4	2			N	M,SC	0	\$1,330.00
	Exc Award (06/30/2022, 06/30/2024)																
46269	ECORSE-RIVER ROUGE	06/09/1986	Active	21	0	6	-6	-22.22%	28	6	0			IP	M,SC	19	
4445	GARDEN CITY	03/21/1956	Active	9	2	1	1	12.50%	9	47	0		3		T,M,VP,SC	N/R	90+ Days
129046	GREATER H.P. DETROIT DOWNTOWN	09/30/2016	Status Quo(1)	16	1	0	1	6.67%	13		2		3	R		11	90+ Days
	Exc Award (06/30/2024)																
104811	GREATER METRO DETROIT	02/24/2009	Active(3)	8	0	1	-1	-11.11%	9	10	3		6	R	S,M,SC	23	90+ Days
4447	GROSSE POINTE	12/19/1928	Active	32	0	1	-1	-3.03%	31	8	7		2	R	T,SC	24+	



Club Health Assessment for District 11 A1 through March 2025

			Status	Membership							Reports					Finance	LCIF	
Club Number	Club Name	Charter Date		Current Member Count	YTD Members Added	YTD Members Dropped	YTD Net Growth	YTD Net Growth%	Member Count 12 Months Ago	Avg. length of service for dropped members	Months Since Last MMR ***	Yrs. Since Last Officer Report	President Rotation	Vice President Reported ****	Months Since Last Activity Report ***	Account Balance	Donations for current Fiscal Year	
			Number of times on status quo within last two years	If below 15 members appears				If net loss is greater than 20% appears			If no report in 3 months appears in	When more than one year appears in	Number of repeat terms	Notes the officers that do not have an active	If no report at 12 months appears in red			
4450	HARPER WOODS GROSSE POINTE WOODS Exc Award (06/30/2022)	03/11/1948	Active	35	6	3	3	9.38%	32	26	0		2	N	SC	10		\$450.00
39397	LINCOLN PARK	02/27/1981	Active(1)	3	0	0	0	0.00%	3		9		8		P,M,VP,SC	24+		
4457	LIVONIA HIGH NOONERS	01/29/1953	Active	40	0	0	0	0.00%	42		9		3	R	SC	17		
4459	METRO AIRPORT L C	02/25/1972	Active	8	0	0	0	0.00%	8		6		17		M,VP,SC	24+		
151397	MICHIGAN CYBER	06/20/2022	Active	23	1	0	1	4.55%	26		3			N	SC	6		
57219	NORTHVILLE Exc Award (06/30/2017, 06/30/2023)	07/03/1995	Active	17	4	2	2	13.33%	20	3	1		7	R	SC	0		\$250.00
4462	PLYMOUTH Exc Award (06/30/2022)	11/12/1947	Active	52	2	2	0	0.00%	52	10	7		2	R	SC	7		\$100.00
4464	ROCKWOOD AREA L C	05/07/1973	Active	14	0	0	0	0.00%	14		3		18	N	P,SC	15		
4465	SOUTHGATE	12/02/1957	Active	2	0	0	0	0.00%	2		20		4		T,M,VP,SC	24+	90+ Days	
4466	TAYLOR	10/17/1951	Active	7	1	0	1	16.67%	7		0		2	R	M,SC	4		
4467	TRENTON	09/27/1955	Cancelled(6*)	0	0	8	-8	-100.00%	7	25	0		None		P,S,T,M,VP SC	24+	90+ Days	
4468	WAYNE	09/23/1953	Active	12	0	0	0	0.00%	12		9		2	R	VP	10		
31533	WESTLAND	01/12/1976	Active	18	3	0	3	20.00%	15		7				M,VP,SC	15		
4471	WYANDOTTE	06/05/1942	Active(1)	12	0	2	-2	-14.29%	14	3	3		8		S,M,VP,SC	24+		

Clubs Cancelled Previous Fiscal Year – Clubs Cancelled within last 12 months may be reinstated

Club Number	Club Name	Charter Date	Current Status*	Cancellation Date
127160	BELLEVILLE LEADERSHIP 360	03/29/2016	Cancelled(6*)	04/29/2024
4426	DEARBORN	11/28/1945	Cancelled(8*)	06/29/2024
146195	Detroit Greater St John	05/19/2021	Cancelled(8*)	12/29/2023
130669	University of Michigan Campus Dearborn	04/25/2017	Cancelled(8*)	12/29/2023



Club Health Assessment for District 11 A1 through March 2025

Club NumberClub NameCharter Date			Status		Membership								Reports					Finance		LCIF		
					Current Member Count	YTD Members Added	YTD Members Dropped	YTD Net Growth	YTD Net Growth%	Member Count 12 Months Ago	Avg. length of service for dropped members	Months Since Last MMR ***	Yrs. Since Last Officer Report	President Rotation	Vice President Reported ****	Months Since Last Activity Report ***	Account Balance	Donations for current Fiscal Year				
			Number of times on status quo within last two years		If below 15 members appears			If net loss is greater than 20% appears			If no report in 3 months appears in			When more than one year appears in		Number of repeat terms		Notes the officers that do not have an active		If no report at 12 months appears in red		
Current Total Clubs Count	YTD New Clubs Count	YTD Cancelled Clubs Count	YTD Net Club Gain	Current Total Members Count	YTD Add	YTD Drop	YTD Net Growth	YTD Net Growth %	Member Count 12 Months Ago	Average Member Count Per Club	% of Clubs with less than 20 members	% No MMR in 3 Months	% No Officer Report in 12 Months	% of Clubs with balance 90+ days	Number of Clubs in Status Quo	% Status Quo Clubs in Financial Suspension	Number of Cancelled Clubs	Average Cancelled Club Age	Members Lost Due to Cancellation	% of Clubs Cancelled for Non-Financial Reasons		
30	0	3	-3	638	42	72	-30	-4.49%	667	21	57%	60%	0%	17%	1	100%	3	61	14	-67%		

* - P - Priority Club. Cancellation Reasons: 1-Objectives/conduct, 2-Non-active club, 5-Non-existing club, 6-Disbanding, 7-Merger, 8-Financial Suspension, 9-District/Multiple District Dues.

** - Abbreviation: P-President, S-Secretary, T-Treasurer, M-Member Chairperson, VP-First Vice President, MC-Communications Chairperson, SC-Service Chairperson

*** - Abbreviation: N/R - Never reported using the Lions Clubs website, N/A - Not applicable, No password registered for the Lions Clubs website.

**** - Abbreviation: N - New, IP - Immediate Past, R - Repeat.



Club Health Assessment for District 11 A2 through March 2025

			Status	Membership							Reports					Finance		LCIF
Club Number	Club Name	Charter Date		Current Member Count	YTD Members Added	YTD Members Dropped	YTD Net Growth	YTD Net Growth%	Member Count 12 Months Ago	Avg. length of service for dropped members	Months Since Last MMR ***	Yrs. Since Last Officer Report	President Rotation	Vice President Reported ****	Months Since Last Activity Report ***	Account Balance	Donations for current Fiscal Year	
			Number of times on status quo within last two years	If below 15 members appears				If net loss is greater than 20% appears			If no report in 3 months appears in	When more than one year appears in	Number of repeat terms	Notes the officers that do not have an active	If no report at 12 months red			
Clubs more than two years old																		
4474	ARMADA	01/17/1941	Active	39	0	2	-2	-4.88%	41	27	2			P,T,M,VP,SC	3		\$100.00	
4479	BEVERLY HILLS	03/03/1972	Active	33	3	1	2	6.45%	30	10	1		3	R SC	2		\$555.00	
Exc Award (06/30/2021, 06/30/2022, 06/30/2023)																		
4480	BIRMINGHAM	03/27/1928	Active	17	0	1	-1	-5.56%	19	49	6		6	M,VP,SC	24+	90+ Days		
4483	CENTER LINE	01/28/1953	Active(1)	25	4	3	1	4.17%	24	9	2		3	VP,SC	3		\$1,400.00	
84652	CLARKSTON AREA	01/05/2005	Active	11	0	1	-1	-8.33%	12	20	3		10	R M,SC	0		\$300.00	
4485	CLAWSON	06/26/1944	Active(1)	37	2	0	2	5.71%	35		6			N M,SC	3		\$1,000.00	
4488	EASTPOINTE	11/22/1948	Active	45	0	7	-7	-13.46%	54	23	1			N P,M,SC	5			
4494	FRASER	04/30/1946	Active	33	0	4	-4	-10.81%	36	20	0			N SC	0		\$2,100.00	
4497	HAZEL PARK	12/12/1947	Active	35	0	0	0	0.00%	37		2		3	N M,SC	1		\$25.00	
Exc Award (06/30/2016, 06/30/2017)																		
4501	LAKE ORION	08/11/1938	Active	106	8	1	7	7.07%	98	0	0			N P,SC	1		\$40.00	
Exc Award (06/30/2018, 06/30/2019, 06/30/2020)																		
45068	MADISON HEIGHTS & AREA	06/28/1985	Cancelled(6*)	0	0	11	-11	-100.00%	13	28	0		None	P,S,T,M,VP SC	19	90+ Days		
4499	MILFORD HURON VALLEY	05/24/1948	Active	17	0	0	0	0.00%	19		3		3	R M,SC	5		\$200.00	
4509	MOUNT CLEMENS	03/19/1935	Active	36	2	3	-1	-2.70%	38	3	0			N M,VP,SC	13			
Exc Award (06/30/2023)																		
36297	NEW BALTIMORE	12/21/1978	Active	116	21	15	6	5.45%	107	3	0		2	R	1		\$2,370.00	
Exc Award (06/30/2018, 06/30/2020, 06/30/2021)																		
4513	ORTONVILLE	04/27/1966	Active	42	3	4	-1	-2.33%	43	14	5		4	R SC	24+		\$5,000.00	
4516	PONTIAC	10/31/1923	Active(1)	29	2	6	-4	-12.12%	30	3	2		7	S,T,M,VP,SC	24+			
Exc Award (06/30/2022)																		
4519	RICHMOND	04/23/1940	Active	41	1	5	-4	-8.89%	44	14	1			IP P,SC	3			
Exc Award (06/30/2017)																		
4520	ROCHESTER	07/16/1944	Active	57	1	0	1	1.79%	56		2			N VP,SC	24+		\$150.00	
Exc Award (06/30/2018)																		



Club Health Assessment for District 11 A2 through March 2025

			Status	Membership							Reports					Finance		LCIF
Club Number	Club Name	Charter Date		Current Member Count	YTD Members Added	YTD Members Dropped	YTD Net Growth	YTD Net Growth%	Member Count 12 Months Ago	Avg. length of service for dropped members	Months Since Last MMR ***	Yrs. Since Last Officer Report	President Rotation	Vice President Reported ****	Months Since Last Activity Report ***	Account Balance	Donations for current Fiscal Year	
			Number of times on status quo within last two years	If below 15 members appears				If net loss is greater than 20% appears			If no report in 3 months appears in	When more than one year appears in	Number of repeat terms	Notes the officers that do not have an active	If no report at 12 months appears in red			
4476	ROCHESTER HILLS	11/15/1973	Active	22	0	0	0	0.00%	23		9		3	VP	2		\$50.00	
	Exc Award (06/30/2023)																	
4521	ROMEO	04/06/1942	Active	89	6	6	0	0.00%	90	11	0			N	5			
68468	ROSEVILLE	04/15/2003	Active	14	0	0	0	0.00%	14		13	1	None	P,S,T,M,VP SC	24	90+ Days		
4523	ROYAL OAK	10/26/1928	Active	26	3	6	-3	-10.34%	29	19	0			N	2		\$4,540.00	
	Exc Award (06/30/2018, 06/30/2023, 06/30/2024)																	
42163	SELFDRIDGE CHESTERFIELD	01/31/1983	Active	19	3	0	3	18.75%	12		1		2	R	5		\$295.00	
	Exc Award (06/30/2024)																	
4527	SHELBY TOWNSHIP	03/25/1958	Active	89	6	3	3	3.49%	85	26	0			N	4		\$2,010.00	
	Exc Award (06/30/2021)																	
4526	ST CLAIR SHORES	07/26/1944	Active	11	1	0	1	10.00%	6		5			IP	3		\$150.00	
4531	STERLING HEIGHTS	11/09/1970	Active	118	15	21	-6	-4.84%	120	10	0			N	1	90+ Days	\$1,300.00	
	Exc Award (06/30/2018, 06/30/2021, 06/30/2024)																	
104427	TROY COMMUNITY	01/16/2009	Active	15	0	1	-1	-6.25%	17	16	3		5	R	0			
	Exc Award (06/30/2018)																	
4533	UTICA	10/09/1946	Active	17	0	2	-2	-10.53%	19	5	5		None	P,T,M,VP,SC	24+		\$1,000.00	
4535	WARREN	10/11/1956	Active	17	0	0	0	0.00%	17		11		2	R	2		\$100.00	
4536	WASHINGTON	04/09/1957	Active	26	1	3	-2	-7.14%	30	18	0			N	11		\$800.00	
4539	WIXOM WALLED LAKE	09/10/1958	Active	23	2	0	2	9.52%	20		5		3	R	0			

Clubs Cancelled Previous Fiscal Year – Clubs Cancelled within last 12 months may be reinstated

Club Number	Club Name	Charter Date	Current Status*	Cancellation Date
4511	NOVI	05/25/1973	Cancelled(8*)	12/29/2023



Club Health Assessment for District 11 A2 through March 2025

Club Number	Club Name	Charter Date	Status		Membership								Reports					Finance		LCIF
					Current Member Count	YTD Members Added	YTD Members Dropped	YTD Net Growth	YTD Net Growth%	Member Count 12 Months Ago	Avg. length of service for dropped members	Months Since Last MMR ***	Yrs. Since Last Officer Report	President Rotation	Vice President Reported ****	Months Since Last Activity Report ***	Account Balance	Donations for current Fiscal Year		
			Number of times on status quo within last two years	If below 15 members appears				If net loss is greater than 20% appears			If no report in 3 months appears in	When more than one year appears in	Number of repeat terms	Notes the officers that do not have an active	If no report at 12 months appears in red					
Current Total Clubs Count	YTD New Clubs Count	YTD Cancelled Clubs Count	YTD Net Club Gain	Current Total Members Count	YTD Add	YTD Drop	YTD Net Growth	YTD Net Growth %	Member Count 12 Months Ago	Average Member Count Per Club	% of Clubs with less than 20 members	% No MMR in 3 Months	% No Officer Report in 12 Months	% of Clubs with balance 90+ days	Number of Clubs in Status Quo	% Status Quo Clubs in Financial Suspension	Number of Cancelled Clubs	Average Cancelled Club Age	Members Lost Due to Cancellation	% of Clubs Cancelled for Non-Financial Reasons
30	0	1	-1	1,205	84	106	-22	-1.79%	1,218	40	30%	40%	3%	10%	0	0%	1	90	11	0%

* - P - Priority Club. Cancellation Reasons: 1-Objectives/conduct, 2-Non-active club, 5-Non-existing club, 6-Disbanding, 7-Merger, 8-Financial Suspension, 9-District/Multiple District Dues.

** - Abbreviation: P-President, S-Secretary, T-Treasurer, M-Member Chairperson, VP-First Vice President, MC-Communications Chairperson, SC-Service Chairperson

*** - Abbreviation: N/R - Never reported using the Lions Clubs website, N/A - Not applicable, No password registered for the Lions Clubs website.

**** - Abbreviation: N - New, IP - Immediate Past, R - Repeat.



Club Health Assessment for District 11 B1 through March 2025

			Status	Membership							Reports					Finance	LCIF
Club Number	Club Name	Charter Date		Current Member Count	YTD Members Added	YTD Members Dropped	YTD Net Growth	YTD Net Growth%	Member Count 12 Months Ago	Avg. length of service for dropped members	Months Since Last MMR ***	Yrs. Since Last Officer Report	President Rotation	Vice President Reported ****	Months Since Last Activity Report ***	Account Balance	Donations for current Fiscal Year
			Number of times on status quo within last two years	If below 15 members appears				If net loss is greater than 20% appears			If no report in 3 months appears in	When more than one year appears in	Number of repeat terms	Notes the officers that do not have an active	If no report at 12 months appears in red		
Clubs more than two years old																	
34085	ADRIAN BREAKFAST	06/27/1977	Active	11	0	1	-1	-8.33%	12	17	3		8	R	P,M,SC	3	\$420.00
4418	ADRIAN EVENING	03/28/1950	Active(1)	9	0	0	0	0.00%	9		32		2		VP,SC	20	\$20.00
4421	ANN ARBOR EVENING	04/11/1961	Active	5	0	0	0	0.00%	5		1		15		M,VP,SC	20	\$20.00
4420	ANN ARBOR HOST	04/29/1929	Active	39	2	0	2	5.41%	38		0		2	R	M,SC	0	\$70.00
4543	BATTLE CREEK CEREAL CITY	06/04/1958	Active	37	1	5	-4	-9.76%	40	17	0			N		4	\$1,457.50
Exc Award (06/30/2022, 06/30/2024)																	
4542	BATTLE CREEK HOST	04/28/1924	Active	11	1	0	1	10.00%	10		0			N	P,T,M,SC	2	\$20.00
4545	BEDFORD AREA L C	04/06/1967	Active	20	2	1	1	5.26%	17	4	4		4	R	M,SC	0	\$20.00
45569	BLISSFIELD & AREA	12/16/1985	Active	16	0	0	0	0.00%	16		8		7		VP,SC	5	\$20.00
134040	Branch Area	03/15/2018	Active	9	0	2	-2	-18.18%	11	4	2		4	R	M,SC	24+	\$20.00
4550	CLARKLAKE	02/08/1965	Active	46	5	0	5	12.20%	41		5		4	R	M,SC	19	\$20.00
151051	Clear Lake Virtual	06/02/2022	Active	9	0	4	-4	-30.77%	14	2	5			N		2	\$20.00
107945	CLINTON	04/01/2010	Active	21	2	1	1	5.00%	24	15	4		2	R	M,SC	19	\$20.00
4551	CONCORD	11/22/1941	Active	10	0	0	0	0.00%	10		7		6	R	M,SC	11	\$20.00
36796	DEXTER	03/29/1979	Active	59	6	9	-3	-4.84%	63	4	2			N	SC	2	\$520.00
4558	GRASS LAKE	02/10/1953	Active	37	9	5	4	12.12%	33	5	0		3		VP,SC	12	\$20.00
Exc Award (06/30/2024)																	
4559	HANOVER HORTON AREA	10/12/1964	Active	11	3	2	1	10.00%	10	29	2				M,VP,SC	17	\$120.00
4562	HILLSDALE	11/15/1949	Active	10	0	0	0	0.00%	10		14				M,VP,SC	17	\$20.00
4564	HOMER	07/14/1942	Active	21	3	2	1	5.00%	22	19	3				M,VP,SC	12	\$60.00
39854	HURON VALLEY SUNRISE	05/14/1981	Active	6	0	1	-1	-14.29%	7	20	5	1	None		P,S,T,M,VP SC	13	\$20.00
4567	JACKSON CASCADES	11/01/1966	Active	22	3	2	1	4.76%	23	17	1			N	M,SC	2	\$1,120.00
141538	Jackson County Professional Virtual	06/15/2020	Active	7	0	0	0	0.00%	8		9			N		17	\$20.00
33303	JACKSON EYE OPENERS	02/09/1977	Active	29	1	0	1	3.57%	28		1			N	SC	9	\$1,450.00



Club Health Assessment for District 11 B1 through March 2025

			Status	Membership							Reports					Finance	LCIF
Club Number	Club Name	Charter Date		Current Member Count	YTD Members Added	YTD Members Dropped	YTD Net Growth	YTD Net Growth%	Member Count 12 Months Ago	Avg. length of service for dropped members	Months Since Last MMR ***	Yrs. Since Last Officer Report	President Rotation	Vice President Reported ****	Months Since Last Activity Report ***	Account Balance	Donations for current Fiscal Year
			Number of times on status quo within last two years	If below 15 members appears						If net loss is greater than 20% appears	If no report in 3 months appears in	When more than one year appears in	Number of repeat terms	Notes the officers that do not have an active	If no report at 12 months appears in red		
Exc Award (06/30/2024)																	
4566	JACKSON HOST	05/07/1921	Active	36	3	5	-2	-5.26%	39	9	1			N	M,SC	2	\$1,120.00
Exc Award (06/30/2023)																	
138768	Jackson Lions Diabetes Service	06/28/2019	Active	10	1	2	-1	-9.09%	9	7	3				M,VP,SC	5	\$40.00
4568	JONESVILLE	04/03/1935	Active(1)	13	1	0	1	8.33%	0		0		3		M,VP,SC	17	\$20.00
100514	MANCHESTER	11/09/2007	Active	12	0	0	0	0.00%	11		11		2	R		5	(\$480.00)
4574	MARSHALL	08/20/1953	Active	6	0	3	-3	-33.33%	14	31	0				M,VP,SC	17	\$20.00
4576	MICHIGAN CENTER	03/19/1957	Active	50	3	9	-6	-10.71%	59	14	3				P,S,M,VP,SC	17	\$20.00
141296	Michigan Center Lioness	06/03/2020	Active	43	8	2	6	16.22%	40	4	0			N	SC	3	\$20.00
4580	NAPOLEON	10/27/1953	Active	27	0	5	-5	-15.63%	33	20	1			N	SC	3	\$30.00
29088	NORTH ADAMS	04/03/1974	Active	17	4	0	4	30.77%	13		0		8	R	VP,SC	1	\$20.00
4582	NORTH JACKSON	04/03/1956	Active	18	0	0	0	0.00%	21		9		2		M,VP,SC	11	\$1,020.00
4584	PARMA SPRING ARBOR	08/28/1953	Active	7	0	0	0	0.00%	7		23	1	None		P,S,T,M,VP SC	17	\$20.00
29357	PENNFIELD	05/22/1974	Active	37	1	1	0	0.00%	39	32	3		2	R	SC	15	\$20.00
29089	PITTSFORD AREA	04/24/1974	Active	21	0	2	-2	-8.70%	23	17	2			N	SC	17	\$20.00
140691	Quest South East Jackson	02/03/2020	Active	24	2	0	2	9.09%	30		3			N	M,SC	7	\$40.00
30713	SALINE	05/16/1975	Active	21	1	2	-1	-4.55%	22	1	5			R	M,SC	17	\$1,520.00
4591	TEKONSHA	01/18/1944	Active	24	0	1	-1	-4.00%	25	13	1		4	N	T,M,SC	17	\$1,000.00
130041	University of Michigan	02/07/2017	Active	3	0	0	0	0.00%	4		9				S,M,VP,SC	18	\$20.00
4592	VANDERCOOK LAKE	10/08/1956	Active	49	6	7	-1	-2.00%	51	16	0			N	M,SC	11	\$20.00

Clubs Cancelled Previous Fiscal Year – Clubs Cancelled within last 12 months may be reinstated

Club Number	Club Name	Charter Date	Current Status*	Cancellation Date
99152	ALBION	04/20/2007	Cancelled(8*)	01/29/2024



Club Health Assessment for District 11 B1 through March 2025

Club Number			Club Name			Charter Date			Status						Membership						Reports						Finance		LCIF
									Current Member Count	YTD Members Added	YTD Members Dropped	YTD Net Growth	YTD Net Growth%	Member Count 12 Months Ago	Avg. length of service for dropped members	Months Since Last MMR ***	Yrs. Since Last Officer Report	President Rotation	Vice President Reported ****	Months Since Last Activity Report ***	Account Balance	Donations for current Fiscal Year							
									Number of times on status quo within last two years	If below 15 members appears			If net loss is greater than 20% appears			If no report in 3 months appears in			When more than one year appears in	Number of repeat terms	Notes the officers that do not have an active			If no report at 12 months appears in red					
Current Total Clubs Count	YTD New Clubs Count	YTD Cancelled Clubs Count	YTD Net Club Gain	Current Total Members Count	YTD Add	YTD Drop	YTD Net Growth	YTD Net Growth %	Member Count 12 Months Ago	Average Member Count Per Club	% of Clubs with less than 20 members	% No MMR in 3 Months	% No Officer Report in 12 Months	% of Clubs with balance 90+ days	Number of Clubs in Status Quo	% Status Quo Clubs in Financial Suspension	Number of Cancelled Clubs	Average Cancelled Club Age	Members Lost Due to Cancellation	% of Clubs Cancelled for Non-Financial Reasons									
40	0	0	0	863	68	74	-6	-0.69%	891	22	50%	53%	5%	3%	0	0%	0	0	0	0%									

* - P - Priority Club. Cancellation Reasons: 1-Objectives/conduct, 2-Non-active club, 5-Non-existing club, 6-Disbanding, 7-Merger, 8-Financial Suspension, 9-District/Multiple District Dues.

** - Abbreviation: P-President, S-Secretary, T-Treasurer, M-Member Chairperson, VP-First Vice President, MC-Communications Chairperson, SC-Service Chairperson

*** - Abbreviation: N/R - Never reported using the Lions Clubs website, N/A - Not applicable, No password registered for the Lions Clubs website.

**** - Abbreviation: N - New, IP - Immediate Past, R - Repeat.




Club Health Assessment for District 11 B2 through March 2025

Club Number	Club Name	Charter Date	Status	Membership							Reports					Finance	LCIF
				Current Member Count	YTD Members Added	YTD Members Dropped	YTD Net Growth	YTD Net Growth%	Member Count 12 Months Ago	Avg. length of service for dropped members	Months Since Last MMR ***	Yrs. Since Last Officer Report	President Rotation	Vice President Reported ****	Months Since Last Activity Report ***	Account Balance	Donations for current Fiscal Year
			Number of times on status quo within last two years	If below 15 members appears				If net loss is greater than 20% appears			If no report in 3 months appears	When more than one year appears in	Number of repeat terms	Notes the officers that do not have an active	If no report at 12 months red		
Clubs more than two years old																	
4599	BANGOR	04/30/1968	Active	17	4	1	3	21.43%	17	4	0			IP	M,SC	6	\$100.00
43992	BARODA	06/19/1984	Active	16	0	0	0	0.00%	16		9		6	R		3	\$100.00
4600	BENTON HARBOR FAIRPLAIN Exc Award (06/30/2024)	10/31/1934	Active	24	4	4	0	0.00%	22	18	1			N	SC	0	\$1,250.00
55792	BLOOMINGDALE-GOBLES KAL HAVEN TRAIL	06/06/1994	Active	13	1	4	-3	-18.75%	16	29	0			N	M,SC	0	\$200.00
4605	BUCHANAN GALIEN	12/13/1933	Active	28	2	4	-2	-6.67%	30	11	2		2	N	M,SC	0	\$600.00
4607	CENTREVILLE	07/20/1945	Active	33	3	1	2	6.45%	31	3	0			N	M	4	\$125.00
4609	COLOMA Exc Award (06/30/2019)	12/29/1952	Active	32	0	0	0	0.00%	32		12		2		M,VP,SC	4	\$200.00
4610	COLON	11/24/1937	Active	30	0	0	0	0.00%	30		8		3	R	SC	4	90+ Days \$100.00
46000	COVERT COVERT TOWNSHIP	04/28/1986	Active	19	0	2	-2	-9.52%	21	4	0		3		M,VP,SC	4	
4613	DOWAGIAC	07/02/1952	Active	11	0	1	-1	-8.33%	13	36	4		16		P,M,VP,SC	4	\$100.00
4615	EDWARDSBURG	08/21/1946	Active	26	6	2	4	18.18%	22	25	2		None		P,T,VP,SC	4	\$200.00
4621	HARTFORD	09/06/1946	Active	12	0	0	0	0.00%	12		9		7	R	P,SC	4	90+ Days \$10.00
65387	KALAMAZOO WESTSIDE	05/15/2002	Active	17	0	16	-16	-48.48%	33	11	1		None	N	P,M,SC	4	\$1,000.00
4626	LAKESHORE	12/14/1961	Active	34	9	2	7	25.93%	26	40	1		2		VP,SC	2	\$400.00
4627	LAWRENCE	04/12/1948	Active	12	0	0	0	0.00%	12		9		2		M,VP,SC	16	
4628	LAWTON	08/25/1953	Active	45	0	2	-2	-4.26%	47	10	2		2		M,VP,SC	4	
4629	MARCELLUS	02/02/1970	Active	11	0	0	0	0.00%	11		6		3	R	M,SC	3	
4631	MATTAWAN Exc Award (06/30/2018, 06/30/2021, 06/30/2024)	10/30/1958	Active	34	1	0	1	3.03%	39		0			N		0	\$200.00
4632	NEW BUFFALO	03/06/1942	Active	14	2	7	-5	-26.32%	21	15	0			IP	P,M,VP,SC	16	
4633	NILES	08/19/1926	Active	7	2	0	2	40.00%	5		0		2		M,VP,SC	4	\$100.00
4636	PAW PAW	12/05/1968	Active	82	7	5	2	2.50%	82	14	0			N		0	\$1,900.00



Club Health Assessment for District 11 B2 through March 2025

			Status	Membership							Reports					Finance	LCIF
Club Number	Club Name	Charter Date		Current Member Count	YTD Members Added	YTD Members Dropped	YTD Net Growth	YTD Net Growth%	Member Count 12 Months Ago	Avg. length of service for dropped members	Months Since Last MMR ***	Yrs. Since Last Officer Report	President Rotation	Vice President Reported ****	Months Since Last Activity Report ***	Account Balance	Donations for current Fiscal Year
			Number of times on status quo within last two years	If below 15 members appears				If net loss is greater than 20% appears			If no report in 3 months appears in	When more than one year appears in	Number of repeat terms	Notes the officers that do not have an active	If no report at 12 months appears in red		
Exc Award (06/30/2018, 06/30/2024)																	
4638	PORTAGE	01/23/1961	Active	14	3	7	-4	-22.22%	17	19	4			N	0		\$1,000.00
Exc Award (06/30/2018, 06/30/2019, 06/30/2020)																	
4640	RICHLAND GULL LAKE AREA	03/03/1954	Active	16	1	0	1	6.67%	15		8		2	N	T,M,SC	0	
Exc Award (06/30/2018)																	
44711	SCHOOLCRAFT	03/25/1985	Active	9	0	1	-1	-10.00%	10	1	8				M,VP,SC	4	\$50.00
4645	SISTER LAKES	03/30/1966	Active	33	1	0	1	3.13%	32		6		3		M,VP,SC	4	\$100.00
58272	SOUTH HAVEN BLACK RIVER	05/16/1996	Active	17	8	4	4	30.77%	11	18	3			N	M	0	\$150.00
Exc Award (06/30/2019, 06/30/2023)																	
4641	ST JOSEPH	06/15/1928	Active	76	5	3	2	2.70%	77	3	0			R	SC	0	\$2,100.00
Exc Award (06/30/2023)																	
78951	STURGIS	04/26/2004	Active	27	0	0	0	0.00%	27		8		4		M,VP,SC	16	\$50.00
4650	THREE RIVERS	12/06/1948	Active	27	4	10	-6	-18.18%	32	29	0			N	T,M,SC	7	\$225.00
Exc Award (06/30/2018, 06/30/2024)																	
4653	VICKSBURG	04/17/1953	Active	36	0	0	0	0.00%	36		8		2		S,T,M,VP,SC	4	\$1,250.00
4654	WATERVLIT	08/05/1953	Active	17	0	1	-1	-5.56%	21	2	1		4	N	M	4	\$1,000.00

Clubs Cancelled Previous Fiscal Year – Clubs Cancelled within last 12 months may be reinstated

Club Number	Club Name	Charter Date	Current Status*	Cancellation Date
4611	COMSTOCK	06/11/1970	Cancelled(6*)	07/29/2023
4656	WHITE PIGEON	05/29/1945	Cancelled(6*)	08/29/2023

Current Total Clubs Count	YTD New Clubs Count	YTD Cancelled Clubs Count	YTD Net Club Gain	Current Total Members Count	YTD Add	YTD Drop	YTD Net Growth	YTD Net Growth %	Member Count 12 Months Ago	Average Member Count Per Club	% of Clubs with less than 20 members	% No MMR in 3 Months	% No Officer Report in 12 Months	% of Clubs with balance 90+ days	Number of Clubs in Status Quo	% Status Quo Clubs in Financial Suspension	Number of Cancelled Clubs	Average Cancelled Club Age	Members Lost Due to Cancellation	% of Clubs Cancelled for Non-Financial Reasons
31	0	0	0	789	63	77	-14	-1.74%	816	25	52%	45%	0%	6%	0	0%	0	0	0	0%



Club Health Assessment for District 11 B2 through March 2025

			Status		Membership						Reports					Finance	LCIF
Club Number	Club Name	Charter Date		Current Member Count	YTD Members Added	YTD Members Dropped	YTD Net Growth	YTD Net Growth%	Member Count 12 Months Ago	Avg. length of service for dropped members	Months Since Last MMR ***	Yrs. Since Last Officer Report	President Rotation	Vice President Reported ****	Months Since Last Activity Report ***	Account Balance	Donations for current Fiscal Year
			Number of times on status quo within last two years	If below 15 members appears				If net loss is greater than 20% appears			If no report in 3 months appears in	When more than one year appears in	Number of repeat terms	Notes the officers that do not have an active	If no report at 12 months appears in red		

* - P - Priority Club. Cancellation Reasons: 1-Objectives/conduct, 2-Non-active club, 5-Non-existing club, 6-Disbanding, 7-Merger, 8-Financial Suspension, 9-District/Multiple District Dues.

** - Abbreviation: P-President, S-Secretary, T-Treasurer, M-Member Chairperson, VP-First Vice President, MC-Communications Chairperson, SC-Service Chairperson

*** - Abbreviation: N/R - Never reported using the Lions Clubs website, N/A - Not applicable, No password registered for the Lions Clubs website.

**** - Abbreviation: N - New, IP - Immediate Past, R - Repeat.



Club Health Assessment for District 11 C1 through March 2025

			Status	Membership							Reports					Finance	LCIF
Club Number	Club Name	Charter Date		Current Member Count	YTD Members Added	YTD Members Dropped	YTD Net Growth	YTD Net Growth%	Member Count 12 Months Ago	Avg. length of service for dropped members	Months Since Last MMR ***	Yrs. Since Last Officer Report	President Rotation	Vice President Reported ****	Months Since Last Activity Report ***	Account Balance	Donations for current Fiscal Year
			Number of times on status quo within last two years	If below 15 members appears				If net loss is greater than 20% appears			If no report in 3 months appears in	When more than one year appears in	Number of repeat terms	Notes the officers that do not have appears in an active	If no report at 12 months red		
Clubs more than two years old																	
4598	ALLEGAN	11/21/1945	Active	26	7	0	7	36.84%	19		0		2	R	SC	8	\$1,000.00
4657	ALLENDALE	10/24/1963	Active	9	0	3	-3	-25.00%	12	24	0		10	R	M,SC	7	
31329	ALTO	11/13/1975	Active	21	1	1	0	0.00%	21	6	0				M,VP,SC	0	\$550.00
4665	CEDAR SPRINGS	03/16/1959	Active	3	0	0	0	0.00%	3		16	2	None		P,S,T,M,VP SC	5	
4668	COOPERSVILLE	02/21/1955	Active	1	0	0	0	0.00%	1		7		5		M,VP,SC	4	
31327	DORR TOWNSHIP	11/21/1975	Active	18	0	0	0	0.00%	18		5				VP,SC	3	
4675	FRUITPORT	10/05/1948	Active	75	3	9	-6	-7.41%	81	18	0			N	S,SC	3	\$2,050.00
4677	GRAND RAPIDS	11/14/1919	Active	77	3	2	1	1.32%	78	12	0			N	SC	0	\$1,100.00
4620	HAMILTON	04/21/1960	Active	13	0	3	-3	-18.75%	15	16	2		None		P,M,VP,SC	4	
4561	HASTINGS	01/31/1950	Active	8	0	0	0	0.00%	8		11		11		M,VP,SC	4	
4622	HOPKINS	02/08/1949	Active	16	0	0	0	0.00%	16		7		12		M,VP,SC	5	
4597	LAKEWOOD AREA	09/30/1947	Active	48	2	0	2	4.35%	47		4				M,VP,SC	5	
41310	LYONS MUIR LC	05/24/1982	Active	17	2	0	2	13.33%	13		5			N	SC	0	\$1,850.00
Exc Award (06/30/2018)																	
4695	MARNE	06/03/1963	Active	24	1	1	0	0.00%	24	12	2			N	SC	3	\$400.00
4630	MARTIN	10/26/1953	Active	8	0	1	-1	-11.11%	9	4	7		3		M,VP,SC	3	\$1,475.00
4577	MIDDLEVILLE	03/21/1955	Active	13	0	0	0	0.00%	14		10		5		S,M,VP,SC	3	90+ Days
4699	MUSKEGON HOST	12/09/1919	Active	12	0	0	0	0.00%	12		7		14		M,VP,SC	5	
36554	MUSKEGON NORTH SIDE	02/26/1979	Active	84	8	5	3	3.70%	81	5	0		2	R	SC	0	\$900.00
Exc Award (06/30/2022)																	
4581	NASHVILLE	09/29/1942	Active	9	0	2	-2	-18.18%	11	7	1		4		T,M,VP,SC	3	
4702	RAVENNA	06/29/1954	Active	59	4	3	1	1.72%	59	39	2			N	P,M,SC	2	\$200.00
4704	ROCKFORD	03/12/1954	Active	85	4	19	-15	-15.00%	91	6	0		2	R	SC	3	\$2,000.00
Exc Award (06/30/2022)																	
29834	SARANAC	10/14/1974	Active	23	0	0	0	0.00%	23		2			N	M,SC	3	



Club Health Assessment for District 11 C1 through March 2025

Club Number	Club Name	Charter Date	Status	Membership							Reports					Finance	LCIF
				Current Member Count	YTD Members Added	YTD Members Dropped	YTD Net Growth	YTD Net Growth%	Member Count 12 Months Ago	Avg. length of service for dropped members	Months Since Last MMR ***	Yrs. Since Last Officer Report	President Rotation	Vice President Reported ****	Months Since Last Activity Report ***	Account Balance	Donations for current Fiscal Year
			Number of times on status quo within last two years	If below 15 members appears				If net loss is greater than 20% appears			If no report in 3 months appears	When more than one year appears in	Number of repeat terms	Notes the officers that do not have an active	If no report at 12 months appears in red		
4711	SPARTA	04/07/1954	Active	26	6	6	0	0.00%	26	5	3			M,VP,SC	1		
4714	THORNAPPLE VALLEY	02/02/1954	Active	14	2	2	0	0.00%	14	23	1		6	M,VP,SC	7		
4718	WYOMING	03/15/1962	Active	22	1	1	0	0.00%	22	1	1			N M	1		\$850.00

Clubs Cancelled Previous Fiscal Year – Clubs Cancelled within last 12 months may be reinstated

Club Number	Club Name	Charter Date	Current Status*	Cancellation Date
4553	DELTON	10/07/1954	Cancelled(6*)	11/29/2023
4679	GRANDVILLE JENISON L C	02/26/1973	Cancelled(6*)	11/29/2023

Current Total Clubs Count	YTD New Clubs Count	YTD Cancelled Clubs Count	YTD Net Club Gain	Current Total Members Count	YTD Add	YTD Drop	YTD Net Growth	YTD Net Growth %	Member Count 12 Months Ago	Average Member Count Per Club	% of Clubs with less than 20 members	% No MMR in 3 Months	% No Officer Report in 12 Months	% of Clubs with balance 90+ days	Number of Clubs in Status Quo	% Status Quo Clubs in Financial Suspension	Number of Cancelled Clubs	Average Cancelled Club Age	Members Lost Due to Cancellation	% of Clubs Cancelled for Non-Financial Reasons
25	0	0	0	711	44	58	-14	-1.93%	718	28	52%	44%	4%	4%	0	0%	0	0	0	0%

* - P - Priority Club. Cancellation Reasons: 1-Objectives/conduct, 2-Non-active club, 5-Non-existing club, 6-Disbanding, 7-Merger, 8-Financial Suspension, 9-District/Multiple District Dues.

** - Abbreviation: P-President, S-Secretary, T-Treasurer, M-Member Chairperson, VP-First Vice President, MC-Communications Chairperson, SC-Service Chairperson

*** - Abbreviation: N/R - Never reported using the Lions Clubs website, N/A - Not applicable, No password registered for the Lions Clubs website.

**** - Abbreviation: N - New, IP - Immediate Past, R - Repeat.



Club Health Assessment for District 11 C2 through March 2025

			Status	Membership							Reports					Finance		LCIF
Club Number	Club Name	Charter Date		Current Member Count	YTD Members Added	YTD Members Dropped	YTD Net Growth	YTD Net Growth%	Member Count 12 Months Ago	Avg. length of service for dropped members	Months Since Last MMR ***	Yrs. Since Last Officer Report	President Rotation	Vice President Reported ****	Months Since Last Activity Report ***	Account Balance	Donations for current Fiscal Year	
			Number of times on status quo within last two years	If below 15 members appears				If net loss is greater than 20% appears			If no report in 3 months appears in	When more than one year appears in	Number of repeat terms	Notes the officers that do not have an active	If no report at 12 months appears in red			
Clubs more than two years old																		
4659	ASHLEY	12/07/1953	Active	21	0	1	-1	-4.55%	22	6	5			N	SC	1	\$50.00	
Exc Award (06/30/2017, 06/30/2018, 06/30/20																		
145516	Bancroft Lioness	04/22/2021	Active	29	0	1	-1	-3.33%	32	14	3		2		M,VP,SC	3	\$675.00	
Exc Award (06/30/2023, 06/30/2024)																		
4660	BATH TOWNSHIP L C	03/11/1971	Active	14	0	0	0	0.00%	14		7		3		M,VP,SC	1	\$1,100.00	
Exc Award (06/30/2024)																		
4546	BELLEVUE	06/18/1940	Active	8	0	0	0	0.00%	10		6		6	N	M,SC	16	\$100.00	
4547	BRETTON WOODS	02/23/1954	Active	26	3	0	3	13.04%	23		0			N		0	\$20.00	
Exc Award (06/30/2023, 06/30/2024)																		
4424	BRIGHTON	04/22/1959	Active(1)	21	1	5	-4	-16.00%	25	20	1		7	R		0		
Exc Award (06/30/2018)																		
4549	CHARLOTTE	11/05/1941	Active	17	1	0	1	6.25%	16		4		None		P,S,M,VP,SC	2	\$720.00	
Exc Award (06/30/2023)																		
40597	DE WITT BREAKFAST	12/14/1981	Active	45	2	4	-2	-4.26%	47	17	0			N	SC	1	\$1,000.00	
Exc Award (06/30/2020, 06/30/2022)																		
145512	Delta DeWitt Ledges	04/01/2021	Active	7	0	1	-1	-12.50%	8	4	3		None	N	P,T,SC	9		
4554	DIMONDALE	12/13/1962	Active	8	0	0	0	0.00%	10		9		8		M,VP,SC	24+		
4742	DURAND	07/01/1969	Active	33	1	2	-1	-2.94%	36	10	1		9	R		0	\$925.00	
Exc Award (06/30/2018, 06/30/2019, 06/30/20																		
4556	EATON RAPIDS	05/09/1944	Active(1)	9	2	0	2	28.57%	8		8		3		M,VP	8		
4673	ELSIE	10/03/1940	Active	31	0	2	-2	-6.06%	34	3	6			R	SC	5		
4557	GRAND LEDGE	04/11/1944	Active	61	3	0	3	5.17%	62		0			N		0	\$2,050.00	
Exc Award (06/30/2021, 06/30/2022, 06/30/20																		
105395	HARTLAND	05/04/2009	Active	18	0	3	-3	-14.29%	19	12	4		4	R		0	\$800.00	
Exc Award (06/30/2017, 06/30/2018, 06/30/20																		
4563	HOLT	01/30/1968	Active	38	3	5	-2	-5.00%	44	7	0			N	M,SC	8	\$1,030.00	
Exc Award (06/30/2019, 06/30/2022)																		



Club Health Assessment for District 11 C2 through March 2025

			Status	Membership							Reports					Finance		LCIF
Club Number	Club Name	Charter Date		Current Member Count	YTD Members Added	YTD Members Dropped	YTD Net Growth	YTD Net Growth%	Member Count 12 Months Ago	Avg. length of service for dropped members	Months Since Last MMR ***	Yrs. Since Last Officer Report	President Rotation	Vice President Reported ****	Months Since Last Activity Report ***	Account Balance	Donations for current Fiscal Year	
			Number of times on status quo within last two years	If below 15 members appears				If net loss is greater than 20% appears			If no report in 3 months appears in	When more than one year appears in	Number of repeat terms	Notes the officers that do not have an active	If no report at 12 months appears in red			
4687	ITHACA	02/20/1951	Active	4	0	2	-2	-33.33%	7	23	3		6	M,VP,SC	4			
4762	LAINGSBURG LIONS CLUB	04/30/1948	Active	37	2	3	-1	-2.63%	41	3	1			VP,SC	1			
Exc Award (06/30/2018, 06/30/2019)																		
145596	Lansing Capital Lioness	03/24/2021	Active	11	0	1	-1	-8.33%	12	4	1		2	N SC	6		\$200.00	
4694	MAPLE VALLEY L C	10/13/1969	Active	10	0	0	0	0.00%	10		5		8	VP,SC	0			
4575	MASON	06/13/1944	Active	25	1	1	0	0.00%	25	48	0			N SC	7		\$1,500.00	
Exc Award (06/30/2018)																		
125925	MSU Campus	10/07/2015	Active	9	2	2	0	0.00%	10	2	4			N S,SC	5			
4583	OLIVET	05/29/1944	Active	27	0	2	-2	-6.90%	29	35	5		2	R M,SC	0			
4701	OVID	06/23/1954	Active	29	0	0	0	0.00%	29		2			R	1			
137016	Owosso	03/20/2019	Active	19	6	0	6	46.15%	12		1		3	R VP,SC	7			
Exc Award (06/30/2023)																		
4705	ST JOHNS	10/13/1948	Active	27	7	0	7	35.00%	20		1		4	R SC	3		\$130.00	
4706	ST LOUIS ALMA	04/08/1940	Active	7	0	0	0	0.00%	7		12		6	R M,SC	4			
4588	STOCKBRIDGE	12/18/1951	Active	44	0	4	-4	-8.33%	53	14	4			M,VP,SC	12			
4593	VERMONTVILLE	05/08/1942	Active	8	0	1	-1	-11.11%	10	12	4		None	P,T,M,VP,SC	5			
40999	WACOSTA	03/15/1982	Active	10	0	0	0	0.00%	10		18	1	None	P,S,T,M,VP SC	5	90+ Days		
4596	WEBBERVILLE	04/29/1954	Active(1)	17	1	0	1	6.25%	16		5		2	R M,SC	4			

Clubs Cancelled Previous Fiscal Year – Clubs Cancelled within last 12 months may be reinstated

Club Number	Club Name	Charter Date	Current Status*	Cancellation Date
4555	EAST LANSING MERIDIAN	02/18/1954	Cancelled(6*)	01/29/2024
106879	GREATER PERRY	11/11/2009	Cancelled(6*)	07/29/2023
65072	LANSING ST STEPHEN'S COMMUNITY	03/06/2002	Cancelled(8*)	12/29/2023



Club Health Assessment for District 11 C2 through March 2025

				Status		Membership							Reports					Finance		LCIF
Club Number	Club Name	Charter Date				Current Member Count	YTD Members Added	YTD Members Dropped	YTD Net Growth	YTD Net Growth%	Member Count 12 Months Ago	Avg. length of service for dropped members	Months Since Last MMR ***	Yrs. Since Last Officer Report	President Rotation	Vice President Reported ****	Months Since Last Activity Report ***	Account Balance	Donations for current Fiscal Year	
						Number of times on status quo within last two years		If below 15 members appears		If net loss is greater than 20% appears			If no report in 3 months appears in	When more than one year appears in	Number of repeat terms	Notes the officers that do not have an active	If no report at 12 months appears in red			
Current Total Clubs Count	YTD New Clubs Count	YTD Cancelled Clubs Count	YTD Net Club Gain	Current Total Members Count	YTD Add	YTD Drop	YTD Net Growth	YTD Net Growth %	Member Count 12 Months Ago	Average Member Count Per Club	% of Clubs with less than 20 members	% No MMR in 3 Months	% No Officer Report in 12 Months	% of Clubs with balance 90+ days	Number of Clubs in Status Quo	% Status Quo Clubs in Financial Suspension	Number of Cancelled Clubs	Average Cancelled Club Age	Members Lost Due to Cancellation	% of Clubs Cancelled for Non-Financial Reasons
31	0	0	0	670	35	40	-5	-0.74%	701	22	52%	61%	3%	3%	0	0%	0	0	0	0%

* - P - Priority Club. Cancellation Reasons: 1-Objectives/conduct, 2-Non-active club, 5-Non-existing club, 6-Disbanding, 7-Merger, 8-Financial Suspension, 9-District/Multiple District Dues.

** - Abbreviation: P-President, S-Secretary, T-Treasurer, M-Member Chairperson, VP-First Vice President, MC-Communications Chairperson, SC-Service Chairperson

*** - Abbreviation: N/R - Never reported using the Lions Clubs website, N/A - Not applicable, No password registered for the Lions Clubs website.

**** - Abbreviation: N - New, IP - Immediate Past, R - Repeat.



Club Health Assessment for District 11 D1 through March 2025

			Status	Membership							Reports					Finance	LCIF
Club Number	Club Name	Charter Date		Current Member Count	YTD Members Added	YTD Members Dropped	YTD Net Growth	YTD Net Growth%	Member Count 12 Months Ago	Avg. length of service for dropped members	Months Since Last MMR ***	Yrs. Since Last Officer Report	President Rotation	Vice President Reported ****	Months Since Last Activity Report ***	Account Balance	Donations for current Fiscal Year
			Number of times on status quo within last two years	If below 15 members appears				If net loss is greater than 20% appears			If no report in 3 months appears in	When more than one year appears in	Number of repeat terms	Notes the officers that do not have an active	If no report at 12 months appears in red		
Clubs more than two years old																	
108690	AUBURN WILLIAMS	06/17/2010	Active	34	1	0	1	3.03%	37		4			N	1		\$4,726.48
Exc Award (06/30/2018, 06/30/2020)																	
4723	BAY CITY	12/08/1921	Active	167	4	22	-18	-9.73%	187	11	0			N	M	0	\$120.00
Exc Award (06/30/2018, 06/30/2020)																	
4727	BUENA VISTA TOWNSHIP L C	12/13/1966	Active	18	1	1	0	0.00%	18	47	3		8		T,M,VP,SC	24+	\$100.00
4729	CARO	03/16/1943	Active	30	5	3	2	7.14%	28	21	0			N	M	0	\$560.00
4730	CARROLLTON	05/02/1967	Active	21	1	2	-1	-4.55%	22	12	4		2	N	M,SC	24+	
4732	CASS CITY	02/15/1954	Active	25	0	1	-1	-3.85%	27	1	8			N	SC	0	
4733	CHESANING	10/16/1967	Active	15	0	1	-1	-6.25%	17	34	3		6	R	P,SC	6	\$1,000.00
4735	CLIO	01/10/1963	Active	10	0	1	-1	-9.09%	10	36	2		4	R	M,SC	24+	\$185.00
4740	DAVISON	10/18/1961	Active	3	0	0	0	0.00%	3		7		3		P,T,M,VP,SC	24+	
4746	FAIRGROVE	10/23/1956	Active	10	0	0	0	0.00%	10		25		9		P,T,M,VP,SC	24+	
4747	FENTON	04/22/1964	Active	22	0	10	-10	-31.25%	32	16	2			R	M,SC	12	\$500.00
4788	FLINT EAST FLINT	06/02/1955	Active	12	0	0	0	0.00%	12		1		10	R	M,SC	15	
4750	FLUSHING	01/20/1942	Active	34	3	1	2	6.25%	30	8	2			N	SC	18	\$1,630.00
4751	FRANKENMUTH	10/31/1953	Active	69	9	6	3	4.55%	67	20	0			N	M,VP,SC	0	
Exc Award (06/30/2023)																	
4752	FREELAND	12/09/1948	Active	71	8	5	3	4.41%	68	9	1			N	SC	0	\$400.00
32197	GAINES AREA L C	05/12/1976	Active	19	1	3	-2	-9.52%	22	16	5			N	SC	0	\$15.00
Exc Award (06/30/2023)																	
4753	GENESEE	01/27/1956	Active	14	0	0	0	0.00%	15		5				P,T,M,VP,SC	24+	
4754	GOODRICH	12/06/1962	Active	17	1	0	1	6.25%	16		7			IP		24+	
126324	Grand Blanc	12/08/2015	Active	14	0	0	0	0.00%	16		9		6		M,VP,SC	0	\$75.00
4758	HEMLOCK	03/09/1949	Active	21	1	2	-1	-4.55%	22	14	7		3	R	S,M,VP,SC	24+	
45570	KINGSTON	12/16/1985	Active	17	0	1	-1	-5.56%	18	23	5		2		M,VP,SC	2	



Club Health Assessment for District 11 D1 through March 2025

Club Number	Club Name	Charter Date	Status	Membership							Reports					Finance	LCIF
				Current Member Count	YTD Members Added	YTD Members Dropped	YTD Net Growth	YTD Net Growth%	Member Count 12 Months Ago	Avg. length of service for dropped members	Months Since Last MMR ***	Yrs. Since Last Officer Report	President Rotation	Vice President Reported ****	Months Since Last Activity Report ***	Account Balance	Donations for current Fiscal Year
			Number of times on status quo within last two years	If below 15 members appears				If net loss is greater than 20% appears			If no report in 3 months appears	When more than one year appears in	Number of repeat terms	Notes the officers that do not have an active	If no report at 12 months appears in red		
4764	LENNON	12/05/1972	Active	28	0	0	0	0.00%	27		9		7	N	T,SC	9	\$1,500.00
4766	LINDEN	03/16/1972	Active	11	0	5	-5	-31.25%	16	18	3			N	SC	0	\$650.00
34740	MAYVILLE	12/01/1977	Active	23	0	3	-3	-11.54%	27	10	2			N	SC	0	\$100.00
38026	MERRILL	02/25/1980	Active	25	2	4	-2	-7.41%	29	14	1				M,VP,SC	1	\$100.00
4771	MILLINGTON	01/12/1965	Active	30	0	2	-2	-6.25%	34	25	1		None	N	P,M,SC	11	\$100.00
4773	MONTROSE	12/11/1946	Active	15	0	1	-1	-6.25%	16	51	1		4		VP	4	\$430.00
4777	OTISVILLE	06/07/1949	Active	23	0	2	-2	-8.00%	25	30	3		3		VP,SC	24+	\$25.00
58851	SAGINAW	11/15/1996	Active	18	0	4	-4	-18.18%	24	32	2			IP	P,M,SC	24+	\$50.00
4797	SHIELDS	01/29/1964	Active	23	0	5	-5	-17.86%	29	9	1		13		VP	0	\$500.00
4793	ST CHARLES	09/30/1942	Active	13	0	7	-7	-35.00%	20	18	0		6		M,VP,SC	24+	
4799	SWARTZ CREEK	12/17/1969	Active	9	0	0	0	0.00%	9		8		7		M,VP,SC	24+	90+ Days
67166	VASSAR	01/31/2003	Active	9	0	0	0	0.00%	10		7		4		M,VP,SC	24+	
4803	ZILWAUKEE	03/06/1956	Active	17	7	2	5	41.67%	12	2	1		None		P,T,M,VP,SC	0	

Clubs Cancelled Previous Fiscal Year – Clubs Cancelled within last 12 months may be reinstated

Club Number	Club Name	Charter Date	Current Status*	Cancellation Date
4745	ESSEXVILLE HAMPTON	11/03/1959	Cancelled(6*)	02/29/2024
4748	FLINT DOWNTOWN HOST	02/25/1920	Cancelled(8*)	12/29/2023
140095	Great Lakes Bay Area Sports	10/25/2019	Cancelled(8*)	11/29/2023

Current Total Clubs Count	YTD New Clubs Count	YTD Cancelled Clubs Count	YTD Net Club Gain	Current Total Members Count	YTD Add	YTD Drop	YTD Net Growth	YTD Net Growth %	Member Count 12 Months Ago	Average Member Count Per Club	% of Clubs with less than 20 members	% No MMR in 3 Months	% No Officer Report in 12 Months	% of Clubs with balance 90+ days	Number of Clubs in Status Quo	% Status Quo Clubs in Financial Suspension	Number of Cancelled Clubs	Average Cancelled Club Age	Members Lost Due to Cancellation	% of Clubs Cancelled for Non-Financial Reasons
34	0	0	0	887	44	94	-50	-5.34%	955	26	53%	53%	0%	3%	0	0%	0	0	0	0%



Club Health Assessment for District 11 D1 through March 2025

Club Number Club Name		Charter Date	Status	Membership						Reports				Finance	LCIF		
				Current Member Count	YTD Members Added	YTD Members Dropped	YTD Net Growth	YTD Net Growth%	Member Count 12 Months Ago	Avg. length of service for dropped members	Months Since Last MMR ***	Yrs. Since Last Officer Report	President Rotation	Vice President Reported ****	Months Since Last Activity Report ***	Account Balance	Donations for current Fiscal Year
			Number of times on status quo within last two years	If below 15 members appears				If net loss is greater than 20% appears			If no report in 3 months appears in	When more than one year appears in	Number of repeat terms	Notes the officers that do not have an active	If no report at 12 months appears in red		

* - P - Priority Club. Cancellation Reasons: 1-Objectives/conduct, 2-Non-active club, 5-Non-existing club, 6-Disbanding, 7-Merger, 8-Financial Suspension, 9-District/Multiple District Dues.

** - Abbreviation: P-President, S-Secretary, T-Treasurer, M-Member Chairperson, VP-First Vice President, MC-Communications Chairperson, SC-Service Chairperson

*** - Abbreviation: N/R - Never reported using the Lions Clubs website, N/A - Not applicable, No password registered for the Lions Clubs website.

**** - Abbreviation: N - New, IP - Immediate Past, R - Repeat.




Club Health Assessment for District 11 D2 through March 2025

			Status	Membership							Reports					Finance	LCIF
Club Number	Club Name	Charter Date		Current Member Count	YTD Members Added	YTD Members Dropped	YTD Net Growth	YTD Net Growth%	Member Count 12 Months Ago	Avg. length of service for dropped members	Months Since Last MMR ***	Yrs. Since Last Officer Report	President Rotation	Vice President Reported ****	Months Since Last Activity Report ***	Account Balance	Donations for current Fiscal Year
			Number of times on status quo within last two years	If below 15 members appears				If net loss is greater than 20% appears			If no report in 3 months appears in	When more than one year appears in	Number of repeat terms	Notes the officers that do not have an active	If no report at 12 months red		
Clubs more than two years old																	
4473	ALGONAC	04/26/1940	Active	77	4	12	-8	-9.41%	86	6	0			N	SC	1	
4720	ALMONT	03/08/1944	Active	39	3	1	2	5.41%	37	23	0		3	R		1	
4490	ANCHOR BAY	02/04/1958	Active(2)	14	0	0	0	0.00%	14		12		None		P,S,T,M,VP SC	1	
51591	APPLEGATE	04/26/1991	Active	15	0	0	0	0.00%	15		6		4	N	P,T,M,SC	0	
4721	BAD AXE	01/11/1937	Active	34	4	1	3	9.68%	31	54	1				T,M,VP,SC	0	
4478	BERVILLE	06/17/1948	Active	112	2	4	-2	-1.75%	110	27	0			N	T,M,VP,SC	1	
4482	CAPAC	01/28/1948	Active	7	0	0	0	0.00%	7		1	1	None		P,S,T,M,VP SC	1	
4731	CARSONVILLE	06/13/1945	Active(1)	24	1	0	1	4.35%	23		2		2		T,M,VP,SC	1	90+ Days
4739	CROSWELL	12/06/1946	Active	14	3	3	0	0.00%	14	20	1		None	R	P,T,SC	3	\$325.00
127843	Deckerville	06/23/2016	Active	15	1	1	0	0.00%	16	7	0			N	M,SC	1	\$1,000.00
4743	ELBA TOWNSHIP L C	03/13/1969	Active	4	0	0	0	0.00%	4		8		4		P,M,VP,SC	1	
4744	ELKTON	02/10/1960	Active	53	7	3	4	8.16%	44	2	1		2	R	SC	0	\$2,340.00
4489	EMMETT	02/09/1949	Active	50	1	3	-2	-3.85%	51	26	1				M,VP,SC	1	\$2,000.00
4493	FORT GRATIOT TOWNSHIP	08/05/1948	Active	1	0	5	-5	-83.33%	6	6	8		5		VP,SC	6	
126382	Frieburg Saint Ignatius	12/29/2015	Active	20	2	2	0	0.00%	19	2	4		10		T,M,VP,SC	1	
4756	HADLEY	02/25/1969	Active	21	1	1	0	0.00%	21	14	2			N	T,SC	0	
4757	HARBOR BEACH	11/11/1938	Active	24	0	7	-7	-22.58%	31	13	0		2		M,VP,SC	1	
4496	HARSENS ISLAND	01/13/1948	Active	27	0	0	0	0.00%	28		0		9	N	T,M,SC	1	\$1,000.00
145510	Harsens Island Lioness's	03/03/2021	Active	30	3	1	2	7.14%	35	1	1		5	N	SC	1	
4759	IMLAY CITY	04/05/1949	Active	13	0	0	0	0.00%	13		7		3		P,S,M,VP,SC	2	
4500	JEDDO	02/03/1965	Active	17	4	4	0	0.00%	17	13	1		None		P,M,VP,SC	1	
4763	LAPEER	02/26/1954	Active	10	0	2	-2	-16.67%	13	8	3			IP	M,SC	4	\$500.00
4765	LEXINGTON	09/06/1939	Active	16	1	2	-1	-5.88%	17	5	1		7	N	S,M,SC	1	\$16.00
4506	MARINE CITY	11/17/1938	Active	7	1	6	-5	-41.67%	12	5	1		3		P,S,M,VP,SC	1	



Club Health Assessment for District 11 D2 through March 2025

			Status	Membership							Reports					Finance		LCIF
Club Number	Club Name	Charter Date		Current Member Count	YTD Members Added	YTD Members Dropped	YTD Net Growth	YTD Net Growth%	Member Count 12 Months Ago	Avg. length of service for dropped members	Months Since Last MMR ***	Yrs. Since Last Officer Report	President Rotation	Vice President Reported ****	Months Since Last Activity Report ***	Account Balance	Donations for current Fiscal Year	
			Number of times on status quo within last two years	If below 15 members appears				If net loss is greater than 20% appears			If no report in 3 months appears in	When more than one year appears in	Number of repeat terms	Notes the officers that do not have an active	If no report at 12 months appears in red			
4768	MARLETTE	05/16/1952	Active	24	1	0	1	4.35%	22		1		2	R SC	0			
	Exc Award (06/30/2023, 06/30/2024)																	
4507	MARYSVILLE	02/17/1941	Active	24	2	2	0	0.00%	24	3	3		2	R T,M,SC	0		\$125.00	
	Exc Award (06/30/2023)																	
4508	MEMPHIS	05/19/1941	Active	24	2	9	-7	-22.58%	34	9	0			R SC	1		\$250.00	
4769	METAMORA	09/25/1948	Active	75	12	5	7	10.29%	68	0	1		2	M,VP,SC	8			
137272	Metamora Lioness	01/29/2019	Active	11	1	0	1	10.00%	14		6			N M,SC	1			
4772	MINDEN CITY	06/29/1944	Active	15	0	0	0	0.00%	15		0			N SC	11		\$500.00	
4776	NORTH BRANCH	10/06/1970	Active	21	0	0	0	0.00%	21		11		2	R P,VP,SC	2			
4778	OTTER LAKE	09/08/1964	Active	6	0	0	0	0.00%	5		7		6	M,VP,SC	1			
4779	OWENDALE	03/11/1959	Active	8	0	1	-1	-11.11%	9	66	3		7	M,VP,SC	8			
4515	PEARL BEACH	10/02/1947	Active	20	2	0	2	11.11%	18		1		None	N P,SC	1			
51094	PECK	12/04/1990	Active	12	2	0	2	20.00%	10		1			M,VP,SC	1			
4782	PIGEON	10/20/1948	Active	39	1	0	1	2.63%	39		5			M,VP,SC	2			
4784	PORT AUSTIN	01/02/1941	Active	68	4	8	-4	-5.56%	72	23	1			N M,SC	1			
4517	PORT HURON HOST	02/18/1920	Active	50	3	0	3	6.38%	39		1			M,VP	0			
4785	PORT SANILAC	12/17/1946	Active	7	0	0	0	0.00%	15		8			R S,M,SC	1			
4524	RUBY	10/12/1948	Active	25	0	0	0	0.00%	25		12			N P,T,M,VP,SC	1			
4525	SAINT CLAIR	03/15/1926	Active	19	4	0	4	26.67%	15		2			N T,M,SC	1	90+ Days		
4794	SANDUSKY	06/28/1937	Active	26	0	0	0	0.00%	26		3		None	N P,M,SC	1			
4800	UBLY	04/30/1940	Active	22	0	2	-2	-8.33%	25	15	2		2	N S,SC	1		\$2,202.00	
	Exc Award (06/30/2021)																	
4796	USA	02/12/1959	Active	20	0	2	-2	-9.09%	22	2	4			N P,M,VP,SC	2		\$5,700.00	
4540	YALE	01/14/1948	Active(1)	31	0	0	0	0.00%	30		7		7	M,VP,SC	1	90+ Days		



Club Health Assessment for District 11 D2 through March 2025

			Status	Membership							Reports					Finance	LCIF
Club Number	Club Name	Charter Date		Current Member Count	YTD Members Added	YTD Members Dropped	YTD Net Growth	YTD Net Growth%	Member Count 12 Months Ago	Avg. length of service for dropped members	Months Since Last MMR ***	Yrs. Since Last Officer Report	President Rotation	Vice President Reported ****	Months Since Last Activity Report ***	Account Balance	Donations for current Fiscal Year
			Number of times on status quo within last two years	If below 15 members appears				If net loss is greater than 20% appears			If no report in 3 months appears in	When more than one year appears in	Number of repeat terms	Notes the officers that do not have an active	If no report at 12 months appears in red		

Clubs Cancelled Previous Fiscal Year – Clubs Cancelled within last 12 months may be reinstated

Club Number		Club Name		Charter Date		Current Status*		Cancellation Date												
143359		Deerfield		11/03/2020		Cancelled(8*)		12/29/2023												
Current Total Clubs Count	YTD New Clubs Count	YTD Cancelled Clubs Count	YTD Net Club Gain	Current Total Members Count	YTD Add	YTD Drop	YTD Net Growth	YTD Net Growth %	Member Count 12 Months Ago	Average Member Count Per Club	% of Clubs with less than 20 members	% No MMR in 3 Months	% No Officer Report in 12 Months	% of Clubs with balance 90+ days	Number of Clubs in Status Quo	% Status Quo Clubs in Financial Suspension	Number of Cancelled Clubs	Average Cancelled Club Age	Members Lost Due to Cancellation	% of Clubs Cancelled for Non-Financial Reasons
45	0	0	0	1,191	72	87	-15	-1.24%	1,212	26	42%	40%	2%	7%	0	0%	0	0	0	0%

* - P - Priority Club. Cancellation Reasons: 1-Objectives/conduct, 2-Non-active club, 5-Non-existing club, 6-Disbanding, 7-Merger, 8-Financial Suspension, 9-District/Multiple District Dues.

** - Abbreviation: P-President, S-Secretary, T-Treasurer, M-Member Chairperson, VP-First Vice President, MC-Communications Chairperson, SC-Service Chairperson

*** - Abbreviation: N/R - Never reported using the Lions Clubs website, N/A - Not applicable, No password registered for the Lions Clubs website.

**** - Abbreviation: N - New, IP - Immediate Past, R - Repeat.



Club Health Assessment for District 11 E1 through March 2025

			Status	Membership							Reports					Finance	LCIF
Club Number	Club Name	Charter Date		Current Member Count	YTD Members Added	YTD Members Dropped	YTD Net Growth	YTD Net Growth%	Member Count 12 Months Ago	Avg. length of service for dropped members	Months Since Last MMR ***	Yrs. Since Last Officer Report	President Rotation	Vice President Reported ****	Months Since Last Activity Report ***	Account Balance	Donations for current Fiscal Year
			Number of times on status quo within last two years	If below 15 members appears				If net loss is greater than 20% appears			If no report in 3 months appears in	When more than one year appears in	Number of repeat terms	Notes the officers that do not have an active	If no report at 12 months appears in red		
Clubs more than two years old																	
4806	ARCADIA	12/04/1970	Active	52	0	0	0	0.00%	52		6		2	R	P,M,SC	7	90+ Days
37417	BALDWIN	07/02/1979	Active	7	0	0	0	0.00%	7		9		3	N		3	\$250.00
Exc Award (06/30/2018)																	
33996	BARRYTON	06/08/1977	Active	9	0	0	0	0.00%	9		13		23		M,VP,SC	24+	
4661	BIG RAPIDS	02/22/1938	Active	20	3	4	-1	-4.76%	20	18	2			N	P,S,T,M,SC	1	90+ Days
Exc Award (06/30/2018)																	
4814	CADILLAC	11/23/1943	Active	18	0	2	-2	-10.00%	20	25	3			N	M,SC	6	\$1,400.00
4664	CARSON CITY	07/10/1934	Active	4	0	3	-3	-42.86%	8	25	0		4		M,VP,SC	24	\$850.00
4815	CEDAR MAPLE CITY	10/05/1964	Active	21	1	4	-3	-12.50%	24	6	0			IP	M,SC	2	\$175.00
4708	CENTRAL MONTCALM	04/10/1935	Active	25	2	1	1	4.17%	25	11	2		7	R	M,SC	0	\$150.00
36798	CHIPPEWA LAKE MECOSTA	03/30/1979	Active	18	2	0	2	12.50%	16		6		3	N	SC	6	\$100.00
Exc Award (06/30/2023)																	
4736	COLEMAN	09/06/1940	Active	25	2	1	1	4.17%	25	37	3			N	M,SC	0	\$600.00
Exc Award (06/30/2018, 06/30/2022, 06/30/20)																	
4669	CRYSTAL	11/26/1951	Active	24	3	0	3	14.29%	21		1		2	N	M,SC	17	90+ Days
Exc Award (06/30/2018)																	
4672	EDMORE	07/27/1950	Active	19	3	0	3	18.75%	16		4			N	SC	3	
4825	EMPIRE	01/12/1953	Active	67	5	2	3	4.69%	62	25	0			N	M	1	\$1,000.00
Exc Award (06/30/2024)																	
4826	EVART	04/18/1947	Active	16	4	4	0	0.00%	16	13	2		8		VP,SC	0	
4827	FRANKFORT	02/25/1953	Active	10	0	0	0	0.00%	10		9		7	R	S,VP,SC	7	
4674	FREMONT	05/03/1960	Active	23	1	5	-4	-14.81%	26	11	2			N	SC	2	\$720.00
4681	GREENVILLE	05/11/1936	Active(1)	37	0	1	-1	-2.63%	42	3	5			N	M,SC	3	
4833	HARRISON	11/15/1967	Active	38	8	4	4	11.76%	35	20	0			N	M,SC	3	90+ Days
36686	HART	03/09/1979	Active	19	5	4	1	5.56%	18	36	1			N	M,SC	4	\$500.00
4684	HOWARD CITY	02/26/1970	Active	9	0	0	0	0.00%	9		9		4	R	M,VP,SC	6	



Club Health Assessment for District 11 E1 through March 2025

			Status	Membership							Reports					Finance		LCIF
Club Number	Club Name	Charter Date		Current Member Count	YTD Members Added	YTD Members Dropped	YTD Net Growth	YTD Net Growth%	Member Count 12 Months Ago	Avg. length of service for dropped members	Months Since Last MMR ***	Yrs. Since Last Officer Report	President Rotation	Vice President Reported ****	Months Since Last Activity Report ***	Account Balance	Donations for current Fiscal Year	
			Number of times on status quo within last two years	If below 15 members appears				If net loss is greater than 20% appears			If no report in 3 months appears in	When more than one year appears in	Number of repeat terms	Notes the officers that do not have an active	If no report at 12 months appears in red			
4839	KALEVA	10/01/1962	Active	16	0	1	-1	-5.88%	17	26	7		4	M,VP,SC	6		\$100.00	
41778	LAKE ANN	08/30/1982	Active	32	10	0	10	45.45%	11		7			N	M,SC	10	\$200.00	
4692	LAKEVIEW	06/08/1959	Active	13	0	0	0	0.00%	13		5			N	SC	3		
36096	LUTHER	10/05/1978	Active	51	3	2	1	2.00%	61	12	0		2	R	M,SC	3		
4846	MANISTEE	05/07/1957	Active	11	1	0	1	10.00%	11		3		2	R	P,SC	6	\$400.00	
4848	MESICK	04/21/1952	Active	15	2	0	2	15.38%	11		1		2	R	M,VP,SC	3		
4770	MIDLAND	12/19/1933	Active	51	1	3	-2	-3.77%	53	12	2			N	SC	0	\$2,300.00	
Exc Award (06/30/2018)																		
4698	MOUNT PLEASANT	05/04/1939	Active	41	1	4	-3	-6.82%	44	18	0			N	P,SC	1	\$2,100.00	
4850	NORTHPORT	11/05/1952	Active	45	2	3	-1	-2.17%	45	13	4			N	S,T,M,SC	6		
4852	ONEKAMA	05/01/1967	Active	37	1	5	-4	-9.76%	36	2	3			N	M,SC	6	\$500.00	
4703	REMUS	10/05/1938	Active	6	0	1	-1	-14.29%	9	3	2		17		M,VP,SC	10		
39132	SAND LAKE	12/22/1980	Active	4	0	0	0	0.00%	4		13		8		P,M,VP,SC	16		
4707	SHEPHERD	05/05/1972	Active	13	2	0	2	18.18%	11		1			IP	M,VP,SC	0		
4713	STANWOOD	08/30/1966	Active	20	2	1	1	5.26%	19	0	1		2	R	M,SC	0	90+ Days \$100.00	
Exc Award (06/30/2022)																		
4861	TRAVERSE CITY	09/29/1943	Active	10	0	0	0	0.00%	10		9		7	N	S	4		
33206	VESTABURG	01/18/1977	Cancelled(6*)	0	0	7	-7	-100.00%	7	11	6		None		P,S,T,M,VP SC	15	\$735.15	
4715	WEIDMAN	01/17/1957	Active	25	1	3	-2	-7.41%	27	10	5			N	SC	3	\$1,000.00	
Exc Award (06/30/2018)																		
4716	WHITE CLOUD	10/21/1970	Active	46	0	0	0	0.00%	43		11			N	SC	6	\$535.00	
Exc Award (06/30/2018, 06/30/2019, 06/30/2020)																		



Club Health Assessment for District 11 E1 through March 2025

Club NumberClub NameCharter Date			Status		Membership								Reports					Finance		LCIF
					Current Member Count	YTD Members Added	YTD Members Dropped	YTD Net Growth	YTD Net Growth%	Member Count 12 Months Ago	Avg. length of service for dropped members	Months Since Last MMR ***	Yrs. Since Last Officer Report	President Rotation	Vice President Reported ****	Months Since Last Activity Report ***	Account Balance	Donations for current Fiscal Year		
			Number of times on status quo within last two years		If below 15 members appears			If net loss is greater than 20% appears			If no report in 3 months appears in			When more than one year appears in	Number of repeat terms	Notes the officers that do not have an active		If no report at 12 months appears in red		
Current Total Clubs Count	YTD New Clubs Count	YTD Cancelled Clubs Count	YTD Net Club Gain	Current Total Members Count	YTD Add	YTD Drop	YTD Net Growth	YTD Net Growth %	Member Count 12 Months Ago	Average Member Count Per Club	% of Clubs with less than 20 members	% No MMR in 3 Months	% No Officer Report in 12 Months	% of Clubs with balance 90+ days	Number of Clubs in Status Quo	% Status Quo Clubs in Financial Suspension	Number of Cancelled Clubs	Average Cancelled Club Age	Members Lost Due to Cancellation	% of Clubs Cancelled for Non-Financial Reasons
37	0	1	-1	897	65	65	0	0.00%	893	24	49%	54%	0%	14%	0	0%	1	48	7	100%

* - P - Priority Club. Cancellation Reasons: 1-Objectives/conduct, 2-Non-active club, 5-Non-existing club, 6-Disbanding, 7-Merger, 8-Financial Suspension, 9-District/Multiple District Dues.


** - Abbreviation: P-President, S-Secretary, T-Treasurer, M-Member Chairperson, VP-First Vice President, MC-Communications Chairperson, SC-Service Chairperson

*** - Abbreviation: N/R - Never reported using the Lions Clubs website, N/A - Not applicable, No password registered for the Lions Clubs website.

**** - Abbreviation: N - New, IP - Immediate Past, R - Repeat.



Club Health Assessment for District 11 E2 through March 2025

			Status	Membership							Reports					Finance		LCIF
Club Number	Club Name	Charter Date		Current Member Count	YTD Members Added	YTD Members Dropped	YTD Net Growth	YTD Net Growth%	Member Count 12 Months Ago	Avg. length of service for dropped members	Months Since Last MMR ***	Yrs. Since Last Officer Report	President Rotation	Vice President Reported ****	Months Since Last Activity Report ***	Account Balance	Donations for current Fiscal Year	
			Number of times on status quo within last two years	If below 15 members appears					If net loss is greater than 20% appears		If no report in 3 months appears in	When more than one year appears in	Number of repeat terms	Notes the officers that do not have an active	If no report at 12 months appears in red			
Clubs more than two years old																		
4805	ALPENA	11/22/1926	Active	49	4	6	-2	-3.92%	53	17	2			N	2		\$350.00	
40102	ALPENA EVENING	06/29/1981	Active	5	0	0	0	0.00%	5		41		4	P,M,VP,SC	22		\$25.00	
4810	BEAVERTON	12/08/1943	Active	32	0	0	0	0.00%	33		8			R	6			
4813	BOYNE VALLEY L C	05/03/1967	Active	29	2	1	1	3.57%	28	5	1		2	N	T,SC	5	\$850.00	
Exc Award (06/30/2018)																		
4816	CENTRAL LAKE	05/23/1950	Active	60	3	4	-1	-1.64%	66	21	2			N	6		\$1,950.00	
Exc Award (06/30/2021)																		
4817	CHARLEVOIX	10/18/1961	Active	62	3	2	1	1.64%	61	22	2			N	SC	5	\$500.00	
4818	CHEBOYGAN	06/02/1958	Active	7	0	0	0	0.00%	7		12		2	M,VP,SC	3			
4820	EAST JORDAN	02/21/1968	Active	41	4	4	0	0.00%	41	19	0			N	SC	0	\$1,400.00	
Exc Award (06/30/2024)																		
4823	ELK RAPIDS	06/04/1969	Active	9	0	1	-1	-10.00%	10	49	8		2	M,VP,SC	7	90+ Days	\$1,000.00	
36866	GLENNIE	04/20/1979	Active	14	0	0	0	0.00%	13		8		12	P,M,VP,SC	4		\$200.00	
31846	GRAYLING INC	03/15/1976	Active	12	0	0	0	0.00%	11		9		2	N	M,SC	0	\$250.00	
4831	HALE	08/20/1958	Active	20	0	1	-1	-4.76%	21	5	5		6	R	P,M,SC	1		
4834	HARRISVILLE	06/05/1940	Active	23	1	6	-5	-17.86%	27	16	1		11	N	T,M,SC	24+		
39134	HILLMAN	12/05/1980	Active	15	0	0	0	0.00%	16		9		6		VP,SC	3	\$2,500.00	
Exc Award (06/30/2021)																		
4835	HOUGHTON LAKE	03/14/1960	Cancelled(6*)	0	0	9	-9	-100.00%	9	22	3		None	P,S,T,M,VP SC	13			
4836	HUBBARD LAKE	11/22/1971	Active	14	0	2	-2	-12.50%	16	14	3			M,VP,SC	18			
4837	INDIAN RIVER	03/31/1953	Active	25	2	2	0	0.00%	27	4	1		7	R	SC	6		
4841	LEWISTON	05/22/1952	Active	20	5	0	5	33.33%	16		1			N	P,VP,SC	3	\$200.00	
75898	LEWISTON LIONESS	06/30/2003	Active	42	2	0	2	5.00%	40		5			N	M,SC	24+		
4842	LINCOLN	02/15/1945	Active	62	44	32	12	24.00%	50	5	2			N	M	23	\$2,000.00	
4844	MACKINAW CITY	09/16/1947	Active	18	0	5	-5	-21.74%	23	14	2			IP	M,SC	5		



Club Health Assessment for District 11 E2 through March 2025

			Status								Membership							Reports				Finance		LCIF
Club Number	Club Name	Charter Date		Current Member Count	YTD Members Added	YTD Members Dropped	YTD Net Growth	YTD Net Growth%	Member Count 12 Months Ago	Avg. length of service for dropped members	Months Since Last MMR ***	Yrs. Since Last Officer Report	President Rotation	Vice President Reported ****	Months Since Last Activity Report ***	Account Balance	Donations for current Fiscal Year							
			Number of times on status quo within last two years	If below 15 members appears				If net loss is greater than 20% appears			If no report in 3 months appears in	When more than one year appears in	Number of repeat terms	Notes the officers that do not have an active	If no report at 12 months appears in red									
4849	MIO	10/11/1946	Active	16	2	5	-3	-15.79%	19	16	1		8	VP,SC	0		\$500.00							
4853	OSCODA	10/03/1963	Active	57	6	4	2	3.64%	56	34	2			N	3		\$3,000.00							
4855	PETOSKEY	08/24/1943	Active	10	0	0	0	0.00%	10		11	1	None	P,S,T,M,VP SC	13									
29836	ROSCOMMON HIGGINS LAKE	10/11/1974	Active	14	3	0	3	27.27%	11		0		IP	T,M,VP,SC	3									
4858	ROSE CITY	06/30/1954	Active	14	0	0	0	0.00%	12		12		2	M,VP,SC	15									
Current Total Clubs Count	YTD New Clubs Count	YTD Cancelled Clubs Count	YTD Net Club Gain	Current Total Members Count	YTD Add	YTD Drop	YTD Net Growth	YTD Net Growth %	Member Count 12 Months Ago	Average Member Count Per Club	% of Clubs with less than 20 members	% No MMR in 3 Months	% No Officer Report in 12 Months	% of Clubs with balance 90+ days	Number of Clubs in Status Quo	% Status Quo Clubs in Financial Suspension	Number of Cancelled Clubs	Average Cancelled Club Age	Members Lost Due to Cancellation	% of Clubs Cancelled for Non-Financial Reasons				
25	0	1	-1	670	81	84	-3	-0.45%	681	27	48%	48%	4%	4%	0	0%	1	65	9	100%				

* - P - Priority Club. Cancellation Reasons: 1-Objectives/conduct, 2-Non-active club, 5-Non-existing club, 6-Disbanding, 7-Merger, 8-Financial Suspension, 9-District/Multiple District Dues.

** - Abbreviation: P-President, S-Secretary, T-Treasurer, M-Member Chairperson, VP-First Vice President, MC-Communications Chairperson, SC-Service Chairperson

*** - Abbreviation: N/R - Never reported using the Lions Clubs website, N/A - Not applicable, No password registered for the Lions Clubs website.

**** - Abbreviation: N - New, IP - Immediate Past, R - Repeat.



Club Health Assessment for District 12 L through March 2025

Club Number	Club Name	Charter Date	Status	Membership							Reports					Finance	LCIF
				Current Member Count	YTD Members Added	YTD Members Dropped	YTD Net Growth	YTD Net Growth%	Member Count 12 Months Ago	Avg. length of service for dropped members	Months Since Last MMR ***	Yrs. Since Last Officer Report	President Rotation	Vice President Reported ****	Months Since Last Activity Report ***	Account Balance	Donations for current Fiscal Year
			Number of times on status quo within last two years	If below 15 members appears				If net loss is greater than 20% appears			If no report in 3 months appears in	When more than one year appears in	Number of repeat terms	Notes the officers that do not have an active	If no report at 12 months red		
Clubs more than two years old																	
4864	ADAMSVILLE	11/28/1944	Active	18	4	3	1	5.88%	17	15	1		2	R	M,SC	24+	
107948	BARTLETT	04/02/2010	Active	25	2	1	1	4.17%	25	3	8			N		0	\$600.00
Exc Award (06/30/2018, 06/30/2019, 06/30/2020)																	
4873	BRUCETON	08/08/1933	Active	23	5	0	5	27.78%	18		0		11	N	SC	1	
4874	CAMDEN	01/03/1939	Active	30	0	2	-2	-6.25%	34	26	0			N	M	5	\$1,000.00
Exc Award (06/30/2024)																	
4875	CHESTER COUNTY	04/10/1945	Active	32	3	6	-3	-8.57%	35	4	0				T,M,VP,SC	2	\$2,000.00
4876	COVINGTON	11/05/1925	Active	22	1	9	-8	-26.67%	30	5	2		None		P,M,VP,SC	24+	
4880	DYER	02/27/1942	Active(1)	13	0	0	0	0.00%	12		10		4	R		24+	
4884	GERMANTOWN	08/07/1972	Active	23	0	3	-3	-11.54%	26	9	3			N		1	\$250.00
4888	HUMBOLDT	01/01/1940	Active	34	9	2	7	25.93%	27	13	0			N		0	\$410.00
4889	HUNTINGDON	07/31/1933	Active	31	2	3	-1	-3.13%	33	10	0		2	R	M,SC	0	
4890	JACKSON	06/05/1937	Active	10	0	0	0	0.00%	10		4		7		M,VP,SC	24+	
4891	JACKSON OLD HICKORY	05/07/1973	Active	19	8	1	7	58.33%	12	5	0		None	N	P,SC	0	
4920	LAKE COUNTY	06/23/1931	Active	23	3	1	2	9.52%	22	1	2			N	P,M,SC	N/R	
40499	LAKELAND	11/04/1981	Active	24	1	0	1	4.35%	23		7				M,VP,SC	0	
Exc Award (06/30/2018)																	
4893	LEXINGTON	09/24/1947	Active	20	1	0	1	5.26%	18		0		2	N	M,SC	0	
4897	MEDINA	03/21/1946	Active	21	3	0	3	16.67%	19		2			R	SC	8	\$120.00
4898	MEMPHIS DOWNTOWN	12/18/1916	Active	5	0	0	0	0.00%	4		0		2	R	M	1	\$20.00
Exc Award (06/30/2024)																	
128947	Memphis Hamilton Eye Institute	10/07/2016	Active	51	22	14	8	18.60%	42	6	3				VP,SC	0	
78297	MEMPHIS SOUTHERN COLLEGE OF OPTOMETRY	02/23/2004	Active	15	13	8	5	50.00%	10	2	0			N	M,SC	24+	
4903	MIDDLETON	02/22/1965	Active(1)	8	0	0	0	0.00%	8		11			R	SC	24+	
4904	MILAN	01/02/1936	Active(1)	19	22	3	19	100.00%	18	9	5		4		M,VP,SC	24+	



Club Health Assessment for District 12 L through March 2025

Club Number	Club Name	Charter Date	Status	Membership							Reports					Finance	LCIF
				Current Member Count	YTD Members Added	YTD Members Dropped	YTD Net Growth	YTD Net Growth%	Member Count 12 Months Ago	Avg. length of service for dropped members	Months Since Last MMR ***	Yrs. Since Last Officer Report	President Rotation	Vice President Reported ****	Months Since Last Activity Report ***	Account Balance	Donations for current Fiscal Year
			Number of times on status quo within last two years	If below 15 members appears				If net loss is greater than 20% appears			If no report in 3 months appears in	When more than one year appears in	Number of repeat terms	Notes the officers that do not have an active	If no report at 12 months appears in red		
4905	MILLINGTON	02/24/1953	Active	16	3	1	2	14.29%	14	6	1		None	R	P,SC	4	
4909	PARIS	05/11/1921	Active	53	0	1	-1	-1.85%	54	58	0		2	N	SC	0	\$1,200.00
4877	PARSONS	03/30/1938	Active	21	3	0	3	16.67%	19		2		None	R	P,M,SC	5	
149157	Puryear	12/02/2021	Active	24	12	1	11	84.62%	11	1	1		2	R	M,SC	0	\$1,000.00
4913	SAVANNAH	04/27/1936	Active	18	0	0	0	0.00%	18		7		2	R	M	0	
4914	SCOTTS HILL	03/30/1948	Active	16	1	1	0	0.00%	16	18	2			N	P,T,M,SC	5	
4915	SELMER	10/07/1937	Active	15	0	1	-1	-6.25%	16	43	4		11	R	P,M,VP,SC	0	
4923	TRIMBLE	05/19/1953	Active	10	2	1	1	11.11%	12	4	4		3		M,VP,SC	4	
4924	TROY	04/27/1953	Active(1)	10	3	0	3	42.86%	10		1		12	R	M,VP,SC	0	

Clubs Cancelled Previous Fiscal Year – Clubs Cancelled within last 12 months may be reinstated

Club Number	Club Name	Charter Date	Current Status*	Cancellation Date
106522	NEWBERN	08/31/2009	Cancelled(6*)	07/29/2023
63017	UNION CITY CASEY-JOHNSON	04/03/2000	Cancelled(8*)	12/29/2023

Current Total Clubs Count	YTD New Clubs Count	YTD Cancelled Clubs Count	YTD Net Club Gain	Current Total Members Count	YTD Add	YTD Drop	YTD Net Growth	YTD Net Growth %	Member Count 12 Months Ago	Average Member Count Per Club	% of Clubs with less than 20 members	% No MMR in 3 Months	% No Officer Report in 12 Months	% of Clubs with balance 90+ days	Number of Clubs in Status Quo	% Status Quo Clubs in Financial Suspension	Number of Cancelled Clubs	Average Cancelled Club Age	Members Lost Due to Cancellation	% of Clubs Cancelled for Non-Financial Reasons
30	0	0	0	649	123	62	61	10.37%	613	22	47%	37%	0%	0%	0	0%	0	0	0	0%

* - P - Priority Club. Cancellation Reasons: 1-Objectives/conduct, 2-Non-active club, 5-Non-existing club, 6-Disbanding, 7-Merger, 8-Financial Suspension, 9-District/Multiple District Dues.

** - Abbreviation: P-President, S-Secretary, T-Treasurer, M-Member Chairperson, VP-First Vice President, MC-Communications Chairperson, SC-Service Chairperson

*** - Abbreviation: N/R - Never reported using the Lions Clubs website, N/A - Not applicable, No password registered for the Lions Clubs website.

**** - Abbreviation: N - New, IP - Immediate Past, R - Repeat.



Club Health Assessment for District 12 I through March 2025

Club Number	Club Name	Charter Date	Status	Membership							Reports					Finance	LCIF
				Current Member Count	YTD Members Added	YTD Members Dropped	YTD Net Growth	YTD Net Growth%	Member Count 12 Months Ago	Avg. length of service for dropped members	Months Since Last MMR ***	Yrs. Since Last Officer Report	President Rotation	Vice President Reported ****	Months Since Last Activity Report ***	Account Balance	Donations for current Fiscal Year
			Number of times on status quo within last two years	If below 15 members appears				If net loss is greater than 20% appears			If no report in 3 months appears in	When more than one year appears in	Number of repeat terms	Notes the officers that do not have an active	If no report at 12 months appears in red		
Clubs more than two years old																	
4928	ARDMORE	12/14/1953	Active	21	1	1	0	0.00%	21	61	0		6	R	M,SC	24+	
4929	ASHLAND CITY	04/27/1945	Active	14	0	2	-2	-12.50%	16	15	4		3	R	SC	21	
4930	BELFAST	07/03/1951	Active	19	0	0	0	0.00%	19		12			R	T,M,SC	0	\$300.00
4935	CENTERVILLE	12/14/1938	Active	17	0	0	0	0.00%	16		11	1	None		P,S,T,M,VP SC	24+	90+ Days
4936	CHAPEL HILL	05/31/1946	Active	74	5	5	0	0.00%	73	16	0			N	SC	0	\$2,105.00
Exc Award (06/30/2016)																	
4937	CHARLOTTE	06/03/1947	Active	17	2	3	-1	-5.56%	18	25	0			N	T,M,VP,SC	5	
60389	CHEATHAM COUNTY	02/23/1998	Active	15	0	5	-5	-25.00%	19	5	3		3		M,VP	0	
46271	CLARKSVILLE QUEEN CITY	06/24/1986	Active	17	3	4	-1	-5.56%	17	6	0			R	SC	0	\$105.00
Exc Award (06/30/2019, 06/30/2024)																	
4939	COLLEGE GROVE	07/05/1948	Active	11	0	1	-1	-8.33%	12	14	3				T,M,VP,SC	11	
115293	COLUMBIA	10/14/2011	Active	12	3	12	-9	-42.86%	24	11	0		2	R	S,SC	1	\$1,000.00
132268	Columbia United	07/20/2017	Active	20	9	1	8	66.67%	16	11	0			N	SC	1	
4943	CORNERSVILLE	03/01/1946	Active	22	5	0	5	29.41%	19		6		None		P,T,M,VP,SC	20	90+ Days
4944	CULLEOKA	04/18/1972	Active	34	0	0	0	0.00%	34		21	1	None		P,S,T,M,VP SC	24+	90+ Days
4945	DICKSON	07/18/1933	Active	31	2	1	1	3.33%	28	3	0		2	N		7	\$215.00
Exc Award (06/30/2024)																	
4946	DONELSON	05/30/1947	Active	49	2	2	0	0.00%	52	14	0				M,VP,SC	11	\$1,005.00
Exc Award (06/30/2017)																	
121661	East Hickman	03/25/2014	Active	14	0	0	0	0.00%	16		10			IP	M,SC	1	\$75.00
4948	FAIRVIEW	10/23/1958	Active	9	0	0	0	0.00%	9		13		None	N	P,M,SC	10	
4951	FRANKLIN	05/08/1945	Active	40	1	3	-2	-4.76%	40	3	0			N	SC	1	
32198	HOUSTON COUNTY L C	05/24/1976	Active	21	2	3	-1	-4.55%	22	19	1			R		0	\$1,600.00
Exc Award (06/30/2019)																	
4959	IRON CITY	05/09/1961	Cancelled(8*)	0	0	6	-6	-100.00%	6	25	3	1	None		P,S,T,M,VP SC	4	90+ Days



Club Health Assessment for District 12 I through March 2025

			Status								Membership								Reports					Finance		LCIF
Club Number	Club Name	Charter Date		Current Member Count	YTD Members Added	YTD Members Dropped	YTD Net Growth	YTD Net Growth%	Member Count 12 Months Ago	Avg. length of service for members	Months Since Last MMR ***	Yrs. Since Last Officer Report	President Rotation	Vice President Reported ****	Months Since Last Activity Report ***	Account Balance	Donations for current Fiscal Year									
			Number of times on status quo within last two years	If below 15 members appears				If net loss is greater than 20% appears			If no report in 3 months appears in	When more than one year appears in	Number of repeat terms	Notes the officers that do not have an active	If no report at 12 months red											
4961	LAWRENCEBURG	06/28/1935	Active	30	4	6	-2	-6.25%	34	2	2			N	M,SC	2										
	Exc Award (06/30/2018)																									
4963	LEWISBURG	06/23/1937	Active	25	1	6	-5	-16.67%	31	4	3			N		0	\$100.00									
4965	LORETTO	01/17/1951	Active	32	1	0	1	3.23%	31		2			N	M,VP,SC	24+										
78056	LORETTO LIONESS LIONS	01/08/2004	Active	25	1	2	-1	-3.85%	27	12	2		None		P,T,M,VP,SC	0										
37783	MC EWEN	12/05/1979	Active	6	0	0	0	0.00%	6		12			IP	P,VP,SC	0										
4971	MT PLEASANT MAURY COUNTY	04/23/1951	Active	22	0	5	-5	-18.52%	27	5	4		2	N	P,SC	10										
4975	NASHVILLE	02/12/1920	Active	24	1	0	1	4.35%	23		0		2	N	M,SC	4	\$1,000.00									
4982	NEW JOHNSONVILLE	11/20/1958	Active(1)	7	7	7	0	0.00%	7	16	0		11		M,VP,SC	0										
4983	NOLENSVILLE	10/12/1955	Active	55	7	6	1	1.85%	55	8	1			N	SC	0	90+ Days									
4987	PULASKI	05/03/1946	Active	46	19	3	16	53.33%	34	8	0		3	R		0	\$50.00									
4988	SAINT JOSEPH	12/08/1971	Active	12	0	2	-2	-14.29%	16	1	0			N	SC	3										
	Exc Award (06/30/2018)																									
4991	SPRING HILL	07/31/1967	Active	13	1	1	0	0.00%	14	35	8		None	R	P	24+										
4994	WAVERLY	11/13/1950	Active	16	1	3	-2	-11.11%	18	38	2		2	R	M	3	\$2,410.00									
4995	WAYNESBORO	01/29/1947	Active	16	0	0	0	0.00%	16		21	1	None		P,S,T,M,VP	24+	90+ Days									
109062	WILLIAMSON COUNTY	08/10/2010	Active	15	1	3	-2	-11.76%	17	5	0		3	R	SC T,M	1										
	Exc Award (06/30/2017)																									
Current Total Clubs Count	YTD New Clubs Count	YTD Cancelled Clubs Count	YTD Net Club Gain	Current Total Members Count	YTD Add	YTD Drop	YTD Net Growth	YTD Net Growth %	Member Count 12 Months Ago	Average Member Count Per Club	% of Clubs with less than 20 members	% No MMR in 3 Months	% No Officer Report in 12 Months	% of Clubs with balance 90+ days	Number of Clubs in Status Quo	% Status Quo Clubs in Financial Suspension	Number of Cancelled Clubs	Average Cancelled Club Age	Members Lost Due to Cancellation	% of Clubs Cancelled for Non-Financial Reasons						
34	0	1	-1	801	79	93	-14	-1.72%	833	24	50%	41%	9%	15%	0	0%	1	64	6	0%						

* - P - Priority Club. Cancellation Reasons: 1-Objectives/conduct, 2-Non-active club, 5-Non-existing club, 6-Disbanding, 7-Merger, 8-Financial Suspension, 9-District/Multiple District Dues.

** - Abbreviation: P-President, S-Secretary, T-Treasurer, M-Member Chairperson, VP-First Vice President, MC-Communications Chairperson, SC-Service Chairperson

*** - Abbreviation: N/R - Never reported using the Lions Clubs website, N/A - Not applicable, No password registered for the Lions Clubs website.

**** - Abbreviation: N - New, IP - Immediate Past, R - Repeat.




Club Health Assessment for District 12 O through March 2025

			Status	Membership							Reports					Finance		LCIF
Club Number	Club Name	Charter Date		Current Member Count	YTD Members Added	YTD Members Dropped	YTD Net Growth	YTD Net Growth%	Member Count 12 Months Ago	Avg. length of service for dropped members	Months Since Last MMR ***	Yrs. Since Last Officer Report	President Rotation	Vice President Reported ****	Months Since Last Activity Report ***	Account Balance	Donations for current Fiscal Year	
			Number of times on status quo within last two years	If below 15 members appears				If net loss is greater than 20% appears			If no report in 3 months appears in	When more than one year appears in	Number of repeat terms		Notes the officers that do not have an active	If no report at 12 months appears in red		
Clubs more than two years old																		
5000	ALGOOD	05/05/1972	Active(2)	10	0	0	0	0.00%	10		61	2	None	P,S,T,M,VP SC	24+	90+ Days		
5002	ATHENS	03/18/1938	Active	12	0	0	0	0.00%	12		14		5	M,VP,SC	9			
Exc Award (06/30/2016, 06/30/2018)																		
134539	Bakewell Tri County	04/20/2018	Active(1)	4	2	2	0	0.00%	4	0	0			M,VP,SC	24+			\$140.00
5004	BENTON	02/07/1941	Active(2)	10	0	0	0	0.00%	10		11	1	None	P,S,T,M,VP SC	24+	90+ Days		
5006	BYRDSTOWN	07/16/1947	Active	7	0	1	-1	-12.50%	8	1	6		3	R	18			
Exc Award (06/30/2018)																		
5017	CLEVELAND	09/13/1929	Active	31	5	1	4	14.81%	32	10	1			VP,SC	5			\$1,230.00
5019	COOKEVILLE	04/06/1922	Active	16	1	0	1	6.67%	16		8		9	R	6			
58311	CROSSVILLE	05/23/1996	Active	18	0	1	-1	-5.26%	17	3	1		2	R	1			\$575.00
Exc Award (06/30/2018, 06/30/2021, 06/30/2022)																		
5022	DAISY-DALLAS	01/04/1962	Active	5	0	1	-1	-16.67%	6	40	5			P,M,VP,SC	24+			\$450.00
5023	DAYTON	05/27/1936	Active	19	0	2	-2	-9.52%	23	1	3			M,VP,SC	12			\$370.00
Exc Award (06/30/2016, 06/30/2018, 06/30/2022)																		
5026	DELANO	01/22/1973	Active	16	0	1	-1	-5.88%	17	8	0		4	R	24+			
Exc Award (06/30/2018)																		
5028	DUNLAP	03/06/1945	Active	39	0	5	-5	-11.36%	45	11	7			N	3			\$895.00
Exc Award (06/30/2018, 06/30/2021)																		
5013	EAST HAMILTON	09/30/1954	Active	16	0	1	-1	-5.88%	17	53	6			IP	24+			
5030	ENGLEWOOD	10/06/1944	Active	10	0	0	0	0.00%	10		12		8	R	24+			
5032	ETOWAH	05/28/1943	P- Active	0	0	0	0	0.00%	0		15	1	None	P,S,T,M,VP SC	24+			
Exc Award (06/30/2018)																		
31655	FAIRFIELD GLADE	02/11/1976	Active	73	6	2	4	5.80%	80	6	0			VP,SC	0			\$9,636.00
5038	HIXSON	04/24/1973	Active	14	0	3	-3	-17.65%	17	19	7		6	M,VP,SC	0			\$400.00
Exc Award (06/30/2017, 06/30/2018, 06/30/2022)																		
5042	JASPER	02/23/1945	Active	27	0	0	0	0.00%	27		1		None	P,M,VP,SC	24+			
Exc Award (06/30/2018)																		



Club Health Assessment for District 12 O through March 2025

			Status	Membership							Reports					Finance		LCIF
Club Number	Club Name	Charter Date		Current Member Count	YTD Members Added	YTD Members Dropped	YTD Net Growth	YTD Net Growth%	Member Count 12 Months Ago	Avg. length of service for dropped members	Months Since Last MMR ***	Yrs. Since Last Officer Report	President Rotation	Vice President Reported ****	Months Since Last Activity Report ***	Account Balance	Donations for current Fiscal Year	
			Number of times on status quo within last two years	If below 15 members appears				If net loss is greater than 20% appears			If no report in 3 months appears in	When more than one year appears in	Number of repeat terms	Notes the officers that do not have an active	If no report at 12 months appears in red			
5044	LOOKOUT VALLEY	04/29/1952	Active	33	1	2	-1	-2.94%	34	22	1			M,VP,SC	5		\$1,240.00	
	Exc Award (06/30/2017, 06/30/2018, 06/30/2020)																	
5024	MEIGS COUNTY L C	11/22/1966	Cancelled(8*)	0	0	8	-8	-100.00%	8	9	3	1	None	P,S,T,M,VP SC	24+	90+ Days		
	Exc Award (06/30/2018)																	
5049	MONTEREY	08/05/1969	Active	23	1	0	1	4.55%	23		6			N SC	6		\$25.00	
	Exc Award (06/30/2018)																	
5053	OVERTON COUNTY	12/18/1952	Active	10	0	0	0	0.00%	10		9		2	T,M,VP,SC	15			
	Exc Award (06/30/2018)																	
5055	RED BANK	07/12/1940	Active	36	8	4	4	12.50%	34	12	2			N	21		\$1,260.00	
	Exc Award (06/30/2018, 06/30/2023)																	
5058	SALE CREEK	04/17/1946	Active	19	4	3	1	5.56%	21	4	0		21	N M,SC	0		\$210.00	
5059	SIGNAL MOUNTAIN	08/14/1958	Active	83	9	3	6	7.79%	79	11	2			N	4		\$2,520.00	
	Exc Award (06/30/2023)																	
5061	SODDY DAISY	02/14/1945	Active	3	0	0	0	0.00%	3		10		14	T,VP,SC	N/R			
5062	SOUTH PITTSBURG	07/18/1940	Active	9	0	0	0	0.00%	10		7			R SC	24+	90+ Days	\$45.00	
120651	Spring City	11/05/2013	Active	10	0	1	-1	-9.09%	11	1	2		6	R	12		\$250.00	
	Exc Award (06/30/2018, 06/30/2023)																	
5065	SWEETWATER	09/11/1941	Active	7	0	0	0	0.00%	7		9		9	R M,VP,SC	24+		\$200.00	
111483	WHITWELL CROSSROADS	06/22/2011	Active(2)	5	0	0	0	0.00%	5		5	4	None	P,S,T,M,VP SC	24+		\$100.00	

Clubs Cancelled Previous Fiscal Year – Clubs Cancelled within last 12 months may be reinstated

Club Number	Club Name	Charter Date	Current Status*	Cancellation Date
5009	CELINA	10/28/1952	Cancelled(8*)	12/29/2023
5010	CHATTANOOGA	11/10/1927	Cancelled(6*)	02/29/2024
133599	Chattanooga University Community	01/17/2018	Cancelled(8*)	06/29/2024
142425	Hamilton County Virtual	08/06/2020	Cancelled(6*)	02/29/2024



Club Health Assessment for District 12 O through March 2025

Club Number			Club Name			Charter Date			Status	Membership						Reports				Finance		LCIF		
										Current Member Count	YTD Members Added	YTD Members Dropped	YTD Net Growth	YTD Net Growth%	Member Count 12 Months Ago	Avg. length of service for dropped members	Months Since Last MMR ***	Yrs. Since Last Officer Report	President Rotation	Vice President Reported ****	Months Since Last Activity Report ***	Account Balance	Donations for current Fiscal Year	
									Number of times on status quo within last two years	If below 15 members appears			If net loss is greater than 20% appears			If no report in 3 months appears in		When more than one year appears in	Number of repeat terms	Notes the officers that do not have an active		If no report at 12 months appears in red		
Current Total Clubs Count	YTD New Clubs Count	YTD Cancelled Clubs Count	YTD Net Club Gain	Current Total Members Count	YTD Add	YTD Drop	YTD Net Growth	YTD Net Growth %	Member Count 12 Months Ago	Average Member Count Per Club	% of Clubs with less than 20 members	% No MMR in 3 Months	% No Officer Report in 12 Months	% of Clubs with balance 90+ days	Number of Clubs in Status Quo	% Status Quo Clubs in Financial Suspension	Number of Cancelled Clubs	Average Cancelled Club Age	Members Lost Due to Cancellation	% of Clubs Cancelled for Non-Financial Reasons				
29	0	1	-1	565	37	41	-4	-0.70%	596	19	72%	62%	14%	10%	0	0%	1	235	8	-200%				

* - P - Priority Club. Cancellation Reasons: 1-Objectives/conduct, 2-Non-active club, 5-Non-existing club, 6-Disbanding, 7-Merger, 8-Financial Suspension, 9-District/Multiple District Dues.


** - Abbreviation: P-President, S-Secretary, T-Treasurer, M-Member Chairperson, VP-First Vice President, MC-Communications Chairperson, SC-Service Chairperson

*** - Abbreviation: N/R - Never reported using the Lions Clubs website, N/A - Not applicable, No password registered for the Lions Clubs website.

**** - Abbreviation: N - New, IP - Immediate Past, R - Repeat.



Club Health Assessment for District 12 N through March 2025

			Status	Membership							Reports					Finance		LCIF
Club Number	Club Name	Charter Date		Current Member Count	YTD Members Added	YTD Members Dropped	YTD Net Growth	YTD Net Growth%	Member Count 12 Months Ago	Avg. length of service for dropped members	Months Since Last MMR ***	Yrs. Since Last Officer Report	President Rotation	Vice President Reported ****	Months Since Last Activity Report ***	Account Balance	Donations for current Fiscal Year	
			Number of times on status quo within last two years	If below 15 members appears				If net loss is greater than 20% appears			If no report in 3 months appears in	When more than one year appears in	Number of repeat terms	Notes the officers that do not have an active	If no report at 12 months appears in red			
Clubs more than two years old																		
5076	BULLS GAP	09/25/1946	Active	13	0	0	0	0.00%	13		15		21	R	P,SC	7		
97336	CAMPBELL COUNTY	06/19/2006	Active	21	2	0	2	10.53%	21		1			N	SC	1		
Exc Award (06/30/2021, 06/30/2023)																		
149680	Caryville Cares	01/28/2022	Cancelled(8*)	0	0	23	-23	-100.00%	23	3	0		None		P,S,T,M,VP SC SC	N/R	90+ Days	
5078	CLINTON	07/02/1940	Active	15	1	1	0	0.00%	19	1	3			N	SC	0	\$100.00	
Exc Award (06/30/2016, 06/30/2017, 06/30/20)																		
5081	DANDRIDGE	02/24/1939	Active	57	5	7	-2	-3.39%	58	13	1			N	SC	2	\$1,200.00	
Exc Award (06/30/2018, 06/30/2022, 06/30/20)																		
120522	East Tennessee State University	10/15/2013	Active(1)	2	0	0	0	0.00%	4		10		2		VP,SC	24+		
124889	Elizabethton	05/21/2015	Active	20	0	0	0	0.00%	20		14			N	SC	7	\$1,000.00	
147963	Erwin	08/16/2021	Active	6	0	0	0	0.00%	6		15		3		P,M,VP,SC	N/R		
5080	FARRAGUT	12/06/1973	Active	27	1	0	1	3.85%	26		0			R		1		
5083	FOUNTAIN CITY	01/05/1942	Active	17	0	0	0	0.00%	18		6			R	M,SC	8		
5085	GREENEVILLE	05/08/1940	Active	12	1	2	-1	-7.69%	14	60	2				M,VP,SC	8	\$250.00	
5087	HALLS COMMUNITY	02/10/1961	Active	6	0	0	0	0.00%	6		6				M,VP,SC	8		
5089	HARRIMAN	11/12/1948	Active	25	0	0	0	0.00%	27		7		2	R	T,M	24		
5090	INSKIP	02/22/1949	Active	14	1	0	1	7.69%	13		2			N	M,SC	6		
Exc Award (06/30/2022, 06/30/2023)																		
5093	JOHNSON CITY	12/05/1947	Active	24	2	2	0	0.00%	24	1	1		2		VP,SC	7	\$1,100.00	
Exc Award (06/30/2021)																		
5095	JOHNSON COUNTY	01/16/1953	Active	6	0	2	-2	-25.00%	13	3	3		None		P,M,VP,SC	3		
5096	KARNS	01/28/1954	Active	34	2	1	1	3.03%	32	25	3			N	SC	3	\$3,000.00	
Exc Award (06/30/2021, 06/30/2022)																		
5097	KINGSPORT	06/29/1946	Active	33	4	1	3	10.00%	31	52	0			N		1	\$4,100.00	
Exc Award (06/30/2018)																		
5098	KINGSTON	02/12/1947	Active	13	1	2	-1	-7.14%	15	37	0			N	SC	6	\$100.00	



Club Health Assessment for District 12 N through March 2025

			Status	Membership							Reports					Finance	LCIF
Club Number	Club Name	Charter Date		Current Member Count	YTD Members Added	YTD Members Dropped	YTD Net Growth	YTD Net Growth%	Member Count 12 Months Ago	Avg. length of service for dropped members	Months Since Last MMR ***	Yrs. Since Last Officer Report	President Rotation	Vice President Reported ****	Months Since Last Activity Report ***	Account Balance	Donations for current Fiscal Year
			Number of times on status quo within last two years	If below 15 members appears				If net loss is greater than 20% appears			If no report in 3 months appears in	When more than one year appears in	Number of repeat terms		Notes the officers that do not have an active	If no report at 12 months appears in red	
68907	KNOX COUNTY NORTH	06/20/2003	Active	9	0	0	0	0.00%	8		11			IP	M,SC	2	
131089	Knoxville East	05/31/2017	Active	45	3	2	1	2.27%	44	3	6		9	R	M,VP,SC	24+	
32066	KNOXVILLE TRI-COUNTY	04/22/1976	Active	16	0	1	-1	-5.88%	15	5	0			N	M,SC	1	\$380.00
Exc Award (06/30/2018, 06/30/2021)																	
5106	LOUDON	11/19/1935	Active	14	0	5	-5	-26.32%	19	27	2			R	S,M,SC	4	
Exc Award (06/30/2016)																	
5107	MARYVILLE	03/11/1938	Active	14	0	1	-1	-6.67%	14	38	1			N		0	\$2,200.00
Exc Award (06/30/2022)																	
5110	MORRISTOWN CHEROKEE	03/03/1961	Active	14	0	0	0	0.00%	13		1			N	M,SC	N/R	\$100.00
5109	MORRISTOWN HAMBLÉN	11/04/1946	Active	33	8	2	6	22.22%	31	1	0			N	SC	0	
Exc Award (06/30/2021)																	
51138	MORRISTOWN MORRIS BOULEVARD	12/26/1990	Active	11	0	0	0	0.00%	11		22			N	M,SC	24+	
5114	NORRIS	02/02/1956	Active	42	1	2	-1	-2.33%	44	14	1			N	SC	2	\$2,200.00
Exc Award (06/30/2020)																	
29912	OAK RIDGE	11/08/1974	Active	20	4	1	3	17.65%	15	41	3			N		7	\$800.00
Exc Award (06/30/2024)																	
5119	ONEIDA	06/02/1950	Active	9	1	0	1	12.50%	9		3		5	R	M,SC	0	
5121	POWELL	08/27/1951	Active	14	0	0	0	0.00%	14		10		7	R	M,SC	24+	
5123	ROGERSVILLE	06/23/1955	Active	18	1	6	-5	-21.74%	23	15	0				M,VP,SC	0	
5124	RUTLEDGE	04/24/1945	Active	11	0	0	0	0.00%	11		27	1	None		P,S,T,M,VP SC	24+	90+ Days
130726	Sevier County	04/18/2017	Active	34	17	3	14	70.00%	21	5	0		2	R		0	\$749.97
Exc Award (06/30/2020, 06/30/2021, 06/30/2022)																	
62492	TELLICO VILLAGE	11/22/1999	Active	57	10	12	-2	-3.39%	59	6	0		2	R		0	\$100.00
Exc Award (06/30/2024)																	
103843	UNION COUNTY	10/28/2008	Active	12	0	0	0	0.00%	12		9		7	R	M,VP,SC	0	
5130	WEST KNOX L C	02/29/1968	Active	24	0	2	-2	-7.69%	28	14	0			N		6	\$1,000.00
Exc Award (06/30/2019, 06/30/2022, 06/30/2023)																	



Club Health Assessment for District 12 N through March 2025

				Status	Membership						Reports					Finance	LCIF	
Club Number	Club Name	Charter Date			Current	YTD	YTD	YTD	YTD	Member	Avg. length	Months	Yrs. Since	President	Vice	Months		Donations
					Member	Members	Members	Net	Net	Count 12	of service	Since	Last					
					Count	Added	Dropped	Growth	Growth%	Months Ago	members	Last	Officer Report	Rotation	President Reported ****	Activity Report ***	Balance	Year
			Number of times on status quo within last two years		If below 15 members appears				If net loss is greater than 20% appears			If no report in 3 months appears in	When more than one year appears in	Number of repeat terms	Notes the officers that do not have an active	If no report at 12 months appears in red		

Clubs Cancelled Previous Fiscal Year – Clubs Cancelled within last 12 months may be reinstated

Club Number	Club Name	Charter Date	Current Status*	Cancellation Date
5079	COALFIELD	09/22/1966	Cancelled(8*)	06/29/2024
41660	EAST HAWKINS COUNTY L C	06/26/1982	Cancelled(8*)	06/29/2024

Current Total Clubs Count	YTD New Clubs Count	YTD Cancelled Clubs Count	YTD Net Club Gain	Current Total Members Count	YTD Add	YTD Drop	YTD Net Growth	YTD Net Growth %	Member Count 12 Months Ago	Average Member Count Per Club	% of Clubs with less than 20 members	% No MMR in 3 Months	% No Officer Report in 12 Months	% of Clubs with balance 90+ days	Number of Clubs in Status Quo	% Status Quo Clubs in Financial Suspension	Number of Cancelled Clubs	Average Cancelled Club Age	Members Lost Due to Cancellation	% of Clubs Cancelled for Non-Financial Reasons
36	0	1	-1	742	65	78	-13	-1.72%	774	21	58%	50%	3%	3%	0	0%	1	103	23	-200%

* - P - Priority Club. Cancellation Reasons: 1-Objectives/conduct, 2-Non-active club, 5-Non-existing club, 6-Disbanding, 7-Merger, 8-Financial Suspension, 9-District/Multiple District Dues.

** - Abbreviation: P-President, S-Secretary, T-Treasurer, M-Member Chairperson, VP-First Vice President, MC-Communications Chairperson, SC-Service Chairperson

*** - Abbreviation: N/R - Never reported using the Lions Clubs website, N/A - Not applicable, No password registered for the Lions Clubs website.

**** - Abbreviation: N - New, IP - Immediate Past, R - Repeat.




Club Health Assessment for District 12 S through March 2025

			Status	Membership							Reports					Finance	LCIF
Club Number	Club Name	Charter Date		Current Member Count	YTD Members Added	YTD Members Dropped	YTD Net Growth	YTD Net Growth%	Member Count 12 Months Ago	Avg. length of service for dropped members	Months Since Last MMR ***	Yrs. Since Last Officer Report	President Rotation	Vice President Reported ****	Months Since Last Activity Report ***	Account Balance	Donations for current Fiscal Year
			Number of times on status quo within last two years	If below 15 members appears				If net loss is greater than 20% appears			If no report in 3 months appears in	When more than one year appears in	Number of repeat terms	Notes the officers that do not have an active	If no report at 12 months appears in red		
Clubs more than two years old																	
47242	ALEXANDRIA	04/24/1987	Active	21	0	0	0	0.00%	21		12		2	N	S,T,M,VP,SC	24+	
5008	CARTHAGE	06/18/1951	Active	7	0	1	-1	-12.50%	9	71	0		7		P,M,VP,SC	24+	
4942	COMMUNITY L C	10/08/1970	Active	12	0	0	0	0.00%	12		12			N	T,VP,SC	3	
5025	DECHERD	05/14/1959	Active	11	4	0	4	57.14%	7		4		5		P,M,VP,SC	24+	
5031	ESTILL SPRINGS	02/03/1961	Active	18	1	0	1	5.88%	18		0		3	N	SC	0	\$200.00
4949	FAYETTEVILLE	01/28/1947	Active	45	2	0	2	4.65%	41		0				VP	0	\$3,085.00
Exc Award (06/30/2023)																	
4952	GALLATIN	06/25/1937	Active	47	0	0	0	0.00%	47		2			N	P,M,VP,SC	24+	
140925	Gladeville	02/10/2020	Active	7	0	0	0	0.00%	10		11				VP,SC	21	
98603	GRUNDY COUNTY	02/19/2007	Active(1)	12	12	0	12	100.00%	12		0		14		M,VP,SC	24+	
5039	HUNT LAND	03/07/1949	Active(2)	12	0	10	-10	-45.45%	22	10	0		13		T,M,VP,SC	N/R	90+ Days
104554	JACKSON COUNTY	01/26/2009	Active	13	0	0	0	0.00%	13		15		4		S,M,VP,SC	24+	
45765	LAFAYETTE	02/24/1986	Active	100	7	2	5	5.26%	92	13	0			N	P,SC	16	\$7,763.12
67047	LAFAYETTE LIONESS	12/26/2002	Active	42	2	10	-8	-16.00%	50	9	0		2	R		3	\$150.00
Exc Award (06/30/2023)																	
55816	LASCASSAS & MILTON L C	06/10/1994	Cancelled(8*)	0	0	16	-16	-100.00%	16	13	3		None		P,S,T,M,VP SC	24+	90+ Days
4962	LEBANON	01/10/1933	Active	9	0	0	0	0.00%	9		1				VP,SC	24+	
Exc Award (06/30/2018)																	
118381	LEBANON NOON	12/05/2012	Active(1)	3	0	0	0	0.00%	3		8		3		M,VP	1	\$5.00
4966	LYNCHBURG	11/19/1958	Active	7	0	2	-2	-22.22%	9	21	0		15	R	VP,SC	12	
5046	MANCHESTER	09/07/1953	Active	4	0	0	0	0.00%	4		1		6	R	SC	24+	\$300.00
129652	Millersville	12/16/2016	Active	10	5	0	5	100.00%	5		2		3	R	SC	24+	
46997	MT JULIET WEST WILSON	03/02/1987	Active	29	3	3	0	0.00%	29	6	3		None		P,M,VP	23	\$250.00
119330	MTSU CAMPUS	05/09/2013	Active	6	1	0	1	20.00%	5		1		3	R		4	\$928.00
4972	MURFREESBORO	06/16/1933	Active	34	7	2	5	17.24%	33	10	1		2	R	M,SC	24+	\$5.00



Club Health Assessment for District 12 S through March 2025

			Status	Membership							Reports					Finance		LCIF
Club Number	Club Name	Charter Date		Current Member Count	YTD Members Added	YTD Members Dropped	YTD Net Growth	YTD Net Growth%	Member Count 12 Months Ago	Avg. length of service for dropped members	Months Since Last MMR ***	Yrs. Since Last Officer Report	President Rotation	Vice President Reported ****	Months Since Last Activity Report ***	Account Balance	Donations for current Fiscal Year	
			Number of times on status quo within last two years	If below 15 members appears			If net loss is greater than 20% appears			If no report in 3 months appears in			When more than one year appears in	Number of repeat terms	Notes the officers that do not have an active	If no report at 12 months appears in red		
Exc Award (06/30/2022)																		
65156	MURFREESBORO NOON	03/21/2002	Active	14	0	2	-2	-12.50%	17	28	0		5	R	M,SC	0		\$155.00
4985	PETERSBURG	02/07/1945	Active	15	0	5	-5	-25.00%	20	6	0		5	N	M,VP,SC	24+		
67558	RED BOILING SPRINGS	03/31/2003	Active	3	0	0	0	0.00%	3		35		2		S,T,M,VP,SC	24+	90+ Days	
4989	SHELBYVILLE	05/29/1922	Active	23	2	2	0	0.00%	23	3	2			N	SC	23		\$265.00
98955	SMITHVILLE	04/03/2007	Active	17	1	1	0	0.00%	16	0	8		10		M,VP,SC	12		\$5.00
4990	SMYRNA	01/10/1949	Active	58	4	9	-5	-7.94%	63	9	0			N	SC	13		\$1,000.00
Exc Award (06/30/2017)																		
5035	SOUTHSIDE	10/29/1963	Active	28	3	5	-2	-6.67%	30	20	0		2	N	T,SC	4		\$1,710.00
4992	SPRINGFIELD	05/06/1936	Active	35	0	5	-5	-12.50%	40	3	0		None		P,M,VP,SC	24+		\$3,505.00
Exc Award (06/30/2017, 06/30/2022)																		
5067	TULLAHOMA	01/31/1945	Active	21	2	1	1	5.00%	19	36	1				VP	12		\$3,115.00
30341	TULLAHOMA DOWNTOWN	03/17/1975	Active	27	1	1	0	0.00%	28	1	0			N	M,SC	3		\$3,015.00
99599	WARREN COUNTY	06/12/2007	Active	25	2	3	-1	-3.85%	24	1	0		2	R	SC	0		\$225.00
Exc Award (06/30/2016, 06/30/2018, 06/30/2020)																		
4993	WATERTOWN	07/23/1953	Active(1)	7	7	0	7	100.00%	7		0		8		M,VP,SC	24+		
104062	WESTMORELAND	12/08/2008	Active(2)	5	0	0	0	0.00%	5		16		3		T,M,VP,SC	24+	90+ Days	
36867	WHITE HOUSE	04/04/1979	Active(1)	9	0	0	0	0.00%	7		12		3		S,M,VP,SC	24+		
5071	WINCHESTER	03/27/1951	Active(1)	10	10	0	10	100.00%	13		6		3		M,VP,SC	24+		\$1,000.00
5072	WOODBURY	06/13/1935	Active	57	0	4	-4	-6.56%	61	6	0			N	P,SC	3	90+ Days	\$2,855.00

Clubs Cancelled Previous Fiscal Year – Clubs Cancelled within last 12 months may be reinstated

Club Number	Club Name	Charter Date	Current Status*	Cancellation Date
5005	BRUSH CREEK	03/09/1965	Cancelled(6*)	01/29/2024
4947	EAGLEVILLE	03/10/1953	Cancelled(8*)	06/29/2024
5036	HARTSVILLE	11/29/1935	Cancelled(8*)	12/29/2023
107631	HENDERSONVILLE	02/22/2010	Cancelled(8*)	06/29/2024



Club Health Assessment for District 12 S through March 2025

			Status							Membership					Reports				Finance		LCIF
Club Number	Club Name	Charter Date		Current Member Count	YTD Members Added	YTD Members Dropped	YTD Net Growth	YTD Net Growth%	Member Count 12 Months Ago	Avg. length of service for dropped members	Months Since Last MMR ***	Yrs. Since Last Officer Report	President Rotation	Vice President Reported ****	Months Since Last Activity Report ***	Account Balance	Donations for current Fiscal Year				
			Number of times on status quo within last two years	If below 15 members appears			If net loss is greater than 20% appears			If no report in 3 months appears in			When more than one year appears in	Number of repeat terms	Notes the officers that do not have an active	If no report at 12 months appears in red					
5047	MC MINNVILLE	09/28/1950	Cancelled(6*)	01/29/2024																	
146054	Murfreesboro Lioness	05/03/2021	Cancelled(8*)	12/29/2023																	
4986	PORTLAND	01/25/1955	Cancelled(8*)	06/29/2024																	
5057	ROCK ISLAND	08/02/1966	Cancelled(6*)	06/29/2024																	
50189	SHELBYVILLE LIBERTY	02/13/1990	Cancelled(8*)	06/29/2024																	
Current Total Clubs Count	YTD New Clubs Count	YTD Cancelled Clubs Count	YTD Net Club Gain	Current Total Members Count	YTD Add	YTD Drop	YTD Net Growth	YTD Net Growth %	Member Count 12 Months Ago	Average Member Count Per Club	% of Clubs with less than 20 members	% No MMR in 3 Months	% No Officer Report in 12 Months	% of Clubs with balance 90+ days	Number of Clubs in Status Quo	% Status Quo Clubs in Financial Suspension	Number of Cancelled Clubs	Average Cancelled Club Age	Members Lost Due to Cancellation	% of Clubs Cancelled for Non-Financial Reasons	
37	0	1	-1	803	76	84	-8	-0.99%	843	22	59%	32%	0%	11%	0	0%	1	500	16	-600%	

* - P - Priority Club. Cancellation Reasons: 1-Objectives/conduct, 2-Non-active club, 5-Non-existing club, 6-Disbanding, 7-Merger, 8-Financial Suspension, 9-District/Multiple District Dues.

** - Abbreviation: P-President, S-Secretary, T-Treasurer, M-Member Chairperson, VP-First Vice President, MC-Communications Chairperson, SC-Service Chairperson

*** - Abbreviation: N/R - Never reported using the Lions Clubs website, N/A - Not applicable, No password registered for the Lions Clubs website.

**** - Abbreviation: N - New, IP - Immediate Past, R - Repeat.



Club Health Assessment for District 13 OH1 through March 2025

Club Number	Club Name	Charter Date	Status	Membership							Reports					Finance	LCIF
				Current Member Count	YTD Members Added	YTD Members Dropped	YTD Net Growth	YTD Net Growth%	Member Count 12 Months Ago	Avg. length of service for dropped members	Months Since Last MMR ***	Yrs. Since Last Officer Report	President Rotation	Vice President Reported ****	Months Since Last Activity Report ***	Account Balance	Donations for current Fiscal Year
			Number of times on status quo within last two years	If below 15 members appears				If net loss is greater than 20% appears			If no report in 3 months appears in	When more than one year appears in	Number of repeat terms	Notes the officers that do not have an active	If no report at 12 months red		
Clubs more than two years old																	
5366	ADA	06/02/1954	Active	33	2	4	-2	-5.71%	34	4	6			N	M,SC	3	\$17.00
	Exc Award (06/30/2016)																
5132	ARCADIA	12/20/1948	Active	28	2	6	-4	-12.50%	32	6	1			R	M,SC	8	
5133	ARCHBOLD	08/28/1958	Active	23	2	2	0	0.00%	23	4	4				P,M,VP,SC	4	\$200.00
5134	ARLINGTON	07/06/1942	Active	13	5	0	5	62.50%	8		2		2	N	P,M,VP,SC	5	
5368	BELLEFONTAINE	05/26/1947	Active	21	1	1	0	0.00%	22	20	6		2	R	M,SC	2	\$615.00
	Exc Award (06/30/2016, 06/30/2023)																
5135	BLUFFTON	01/16/1934	Active	52	5	7	-2	-3.70%	52	20	2			R	M,VP,SC	0	\$1,418.59
	Exc Award (06/30/2022, 06/30/2024)																
5137	BRYAN	01/05/1949	Active	30	0	0	0	0.00%	31		4				M,VP,SC	2	\$1,375.00
5370	CELINA	03/14/1929	Active	40	1	1	0	0.00%	40	10	1			N	SC	0	
5371	COLDWATER	01/29/1934	Active	24	0	2	-2	-7.69%	26	12	0		2	N	M,VP,SC	5	
	Exc Award (06/30/2016)																
5139	COLUMBUS GROVE	08/14/1945	Active	27	2	1	1	3.85%	26	28	2				T,M,VP,SC	5	\$5.00
39996	CONTINENTAL	06/08/1981	Active(1)	9	1	21	-20	-68.97%	29	8	2		4		T,M,VP,SC	5	
5140	CONVOY	10/13/1947	Active	17	0	8	-8	-32.00%	25	13	2		9		T,M,VP,SC	3	\$100.00
5372	CRIDERSVILLE	11/06/1950	Active	11	0	1	-1	-8.33%	13	40	6		9	R	M,VP,SC	0	
5141	DEFIANCE	12/04/1940	Active	22	1	0	1	4.76%	23		5			N	M,SC	5	
5147	FAYETTE	09/17/1940	Active	9	0	0	0	0.00%	11		10		2	R	M,VP,SC	2	\$100.00
5149	FORT JENNINGS	06/03/1970	Active	51	9	0	9	21.43%	42		7		2		M,VP,SC	7	
37629	GLANDORF	10/30/1979	Active	33	1	1	0	0.00%	32	7	0			R	P,M,SC	2	\$700.00
	Exc Award (06/30/2023)																
5151	GROVER HILL	05/25/1948	Active	20	2	0	2	11.11%	18		0		5		P,S,M,VP,SC	6	
5153	HOLGATE	08/17/1942	Active	32	1	0	1	3.23%	31		0			N	M,SC	0	\$300.00
	Exc Award (06/30/2018, 06/30/2023)																
5379	HUNTSVILLE INDIAN LAKE	04/27/1970	Active	17	0	1	-1	-5.56%	19	22	7		15	R	M,SC	7	\$10.00



Club Health Assessment for District 13 OH1 through March 2025

			Status	Membership							Reports					Finance		LCIF
Club Number	Club Name	Charter Date		Current Member Count	YTD Members Added	YTD Members Dropped	YTD Net Growth	YTD Net Growth%	Member Count 12 Months Ago	Avg. length of service for dropped members	Months Since Last MMR ***	Yrs. Since Last Officer Report	President Rotation	Vice President Reported ****	Months Since Last Activity Report ***	Account Balance	Donations for current Fiscal Year	
			Number of times on status quo within last two years	If below 15 members appears				If net loss is greater than 20% appears			If no report in 3 months appears in	When more than one year appears in	Number of repeat terms	Notes the officers that do not have an active	If no report at 12 months appears in red			
5154	KALIDA	06/18/1957	Active	177	7	5	2	1.14%	175	10	0		9	VP,SC	1		\$25.00	
	Exc Award (06/30/2022, 06/30/2023)																	
5380	KENTON	01/14/1947	Active	46	3	5	-2	-4.17%	53	1	0			N	M,SC	0		
	Exc Award (06/30/2016, 06/30/2022, 06/30/2023)																	
5155	LIMA HOST	09/24/1920	Active	12	1	1	0	0.00%	12	2	4		8	M,VP,SC	0		\$760.00	
	Exc Award (06/30/2022, 06/30/2023)																	
5161	MC COMB	04/28/1949	Active	38	4	4	0	0.00%	38	26	2			N		0	\$625.00	
	Exc Award (06/30/2016, 06/30/2022)																	
5385	MENDON	04/12/1957	Active	11	0	0	0	0.00%	11		11			N	M,SC	1		
5162	MIDDLE POINT	11/07/1956	Active	14	0	0	0	0.00%	14		12			N	M,SC	1	\$300.00	
5165	NAPOLEON	06/17/1964	Active	44	3	1	2	4.76%	42	4	0			N	M,SC	0	\$509.00	
5166	NORTH BALTIMORE	02/28/1949	Active	20	2	4	-2	-9.09%	22	36	5			M,VP,SC	5		\$77.00	
47046	OTTAWA	03/16/1987	Active	21	0	3	-3	-12.50%	25	5	2			M,VP,SC	4		\$600.00	
	Exc Award (06/30/2023)																	
5168	OTTOVILLE	06/19/1957	Active	47	2	1	1	2.17%	46	59	3		15	VP,SC	4			
5169	PAULDING	09/12/1949	Active	8	0	0	0	0.00%	8		6		18	P,M,VP,SC	3		\$20.00	
42272	PERRYSBURG SUNRISE	02/03/1983	Active	14	0	5	-5	-26.32%	19	10	0		8	N	VP,SC	1	\$6,520.00	
	Exc Award (06/30/2016, 06/30/2017, 06/30/2023)																	
31534	PIONEER	01/22/1976	Active	13	0	2	-2	-13.33%	15	15	0			IP	VP,SC	0	\$5.00	
31535	PORTAGE	01/22/1976	Active	19	0	2	-2	-9.52%	21	21	0			N	SC	0	\$115.00	
	Exc Award (06/30/2016, 06/30/2023)																	
5377	RIVERDALE COMMUNITY	10/02/1945	Active	31	0	4	-4	-11.43%	35	9	1		2	P,M,VP,SC	2		\$10.00	
34509	ROCKFORD	10/24/1977	Active	16	2	0	2	14.29%	13		4		4	VP	4			
44817	RUSHSYLVANIA	04/29/1985	Active	19	0	0	0	0.00%	19		11			N	M,VP	7	\$2,955.00	
	Exc Award (06/30/2016)																	
5174	SPENCERVILLE	10/20/1941	Active	20	0	0	0	0.00%	20		5			P,M,VP,SC	4	90+ Days		
106560	SWANTON	09/08/2009	Active	19	2	1	1	5.56%	21	8	0			N	SC	3	\$850.00	



Club Health Assessment for District 13 OH1 through March 2025

			Status							Membership					Reports					Finance		LCIF
Club Number	Club Name	Charter Date		Current Member Count	YTD Members Added	YTD Members Dropped	YTD Net Growth	YTD Net Growth%	Member Count 12 Months Ago	Avg. length of service for dropped members	Months Since Last MMR ***	Yrs. Since Last Officer Report	President Rotation	Vice President Reported ****	Months Since Last Activity Report ***	Account Balance	Donations for current Fiscal Year					
			Number of times on status quo within last two years	If below 15 members appears				If net loss is greater than 20% appears			If no report in 3 months appears in	When more than one year appears in	Number of repeat terms		Notes the officers that do not have an active	If no report at 12 months appears in red						
61311	SYLVANIA SUNRISE	12/02/1998	Active	34	2	0	2	6.25%	32		0			N	M,SC	0		\$1,160.00				
	Exc Award (06/30/2023)																					
36098	UPPER SCIOTO VALLEY L C	10/27/1978	Active	17	0	0	0	0.00%	17		12		7		P,M,VP,SC	4						
5179	VAN BUREN	03/18/1971	Active	14	0	4	-4	-22.22%	18	7	8		5	R	M,SC	4		\$200.00				
5181	VENEDOCIA	04/10/1961	Active	23	0	2	-2	-8.00%	26	44	0		2	N	T,VP,SC	6						
5407	WAPAKONETA	05/23/1950	Active	28	0	6	-6	-17.65%	34	27	2			N	M,SC	4		\$500.00				
	Exc Award (06/30/2016)																					
5182	WAUSEON	09/12/1951	Active	14	1	2	-1	-6.67%	15	11	0				VP,SC	0		\$3,500.00				
	Exc Award (06/30/2016, 06/30/2018)																					
5408	WAYNESFIELD	06/23/1948	Active	33	2	9	-7	-17.50%	40	3	3			R	M,SC	4		\$90.00				
	Exc Award (06/30/2016, 06/30/2022, 06/30/20)																					
5409	WEST LIBERTY	07/22/1941	Active	66	6	0	6	10.00%	60		2			N	SC	0	90+ Days	\$20.00				
	Exc Award (06/30/2016, 06/30/2022, 06/30/20)																					
5183	WEST UNITY	11/30/1948	Active	15	0	0	0	0.00%	15		7		4	R	M,SC	1		\$20.00				
5184	WILLSHIRE	12/02/1964	Active	12	0	0	0	0.00%	12		11		18		S,M,VP,SC	5						
Current Total Clubs Count	YTD New Clubs Count	YTD Cancelled Clubs Count	YTD Net Club Gain	Current Total Members Count	YTD Add	YTD Drop	YTD Net Growth	YTD Net Growth %	Member Count 12 Months Ago	Average Member Count Per Club	% of Clubs with less than 20 members	% No MMR in 3 Months	% No Officer Report in 12 Months	% of Clubs with balance 90+ days	Number of Clubs in Status Quo	% Status Quo Clubs in Financial Suspension	Number of Cancelled Clubs	Average Cancelled Club Age	Members Lost Due to Cancellation	% of Clubs Cancelled for Non-Financial Reasons		
49	0	0	0	1,357	72	117	-45	-3.21%	1,415	28	43%	47%	0%	4%	0	0%	0	0	0	0%		

* - P - Priority Club. Cancellation Reasons: 1-Objectives/conduct, 2-Non-active club, 5-Non-existing club, 6-Disbanding, 7-Merger, 8-Financial Suspension, 9-District/Multiple District Dues.


** - Abbreviation: P-President, S-Secretary, T-Treasurer, M-Member Chairperson, VP-First Vice President, MC-Communications Chairperson, SC-Service Chairperson

*** - Abbreviation: N/R - Never reported using the Lions Clubs website, N/A - Not applicable, No password registered for the Lions Clubs website.

**** - Abbreviation: N - New, IP - Immediate Past, R - Repeat.



Club Health Assessment for District 13 OH2 through March 2025

			Status	Membership							Reports					Finance		LCIF
Club Number	Club Name	Charter Date		Current Member Count	YTD Members Added	YTD Members Dropped	YTD Net Growth	YTD Net Growth%	Member Count 12 Months Ago	Avg. length of service for dropped members	Months Since Last MMR ***	Yrs. Since Last Officer Report	President Rotation	Vice President Reported ****	Months Since Last Activity Report ***	Account Balance	Donations for current Fiscal Year	
			Number of times on status quo within last two years	If below 15 members appears			If net loss is greater than 20% appears				If no report in 3 months appears in	When more than one year appears in	Number of repeat terms	Notes the officers that do not have an active		If no report at 12 months appears in red		
Clubs more than two years old																		
5186	AMHERST	01/30/1951	Active	16	0	0	0	0.00%	16		11		13	R	SC	1	90+ Days	
5188	ASHLAND	11/16/1920	Active	61	7	4	3	5.17%	68	14	0			N		0	90+ Days	\$50.00
Exc Award (06/30/2022, 06/30/2023)																		
5189	ASHLAND EVENING	08/08/1963	Active	26	0	4	-4	-13.33%	33	9	3			N		0	90+ Days	\$1,265.00
Exc Award (06/30/2021)																		
5190	ATTICA	11/14/1957	Active	35	0	0	0	0.00%	35		6			N	SC	4		\$675.00
Exc Award (06/30/2018, 06/30/2022, 06/30/2023)																		
5191	AVON	11/26/1957	Active	45	0	10	-10	-18.18%	54	14	0		2	R		9		\$3,000.00
Exc Award (06/30/2022, 06/30/2023)																		
5192	BASCOM	02/05/1963	Active	38	3	0	3	8.57%	35		-1			N	M,SC	3	90+ Days	\$2,300.00
5193	BELLEVUE	09/14/1944	Active	17	1	4	-3	-15.00%	21	18	2			N	SC	4		\$1,000.00
5194	BELLVILLE	12/12/1956	Active	21	1	0	1	5.00%	19		1			N		0		\$1,110.00
Exc Award (06/30/2021)																		
5195	BLOOMVILLE	03/29/1966	Active	45	0	0	0	0.00%	45		11			N	M	18		\$475.00
149501	Buckeye Central Community	03/03/2022	Active	11	0	2	-2	-15.38%	15	3	0			N	SC	0		\$500.00
5196	BUCYRUS	04/19/1939	Active	18	3	0	3	20.00%	15		2			IP	P,SC	12	90+ Days	\$100.00
Exc Award (06/30/2016)																		
5197	BUTLER	08/27/1953	Active	20	0	0	0	0.00%	20		2		2	R	M,SC	1		\$300.00
5198	CASTALIA	01/09/1950	Active	43	3	0	3	7.50%	46		1		11	R		2		\$250.00
108030	CLYDE	04/08/2010	Active	12	0	1	-1	-7.69%	13	4	2		2		M,VP	1		
5199	COLONEL CRAWFORD L C	03/29/1971	Active	34	3	3	0	0.00%	34	32	1			N	P,SC	0		\$1,700.00
5200	CRESTLINE	05/12/1949	Active	27	0	3	-3	-10.00%	33	20	0		3	R		1		\$1,183.40
43464	ELMORE	02/15/1984	Active	9	0	0	0	0.00%	9		12		8		M,VP,SC	15		\$725.00
5201	ELYRIA EVENING	03/26/1941	Active	22	4	3	1	4.76%	20	0	1		2		VP	1		\$150.00
Exc Award (06/30/2021)																		
5204	FIRELANDS	05/16/1957	Active	19	0	4	-4	-17.39%	23	17	5		2	R	P,VP,SC	14		\$2,025.00



Club Health Assessment for District 13 OH2 through March 2025

			Status	Membership							Reports					Finance	LCIF	
Club Number	Club Name	Charter Date		Current Member Count	YTD Members Added	YTD Members Dropped	YTD Net Growth	YTD Net Growth%	Member Count 12 Months Ago	Avg. length of service for dropped members	Months Since Last MMR ***	Yrs. Since Last Officer Report	President Rotation	Vice President Reported ****	Months Since Last Activity Report ***	Account Balance	Donations for current Fiscal Year	
			Number of times on status quo within last two years	If below 15 members appears					If net loss is greater than 20% appears			If no report in 3 months appears in	When more than one year appears in	Number of repeat terms	Notes the officers that do not have an active	If no report at 12 months appears in red		
5205	FOSTORIA Exc Award (06/30/2022)	01/10/1936	Active	11	0	2	-2	-15.38%	14	11	5		14	R	M,SC	4		\$1,050.00
5206	FREMONT	02/12/1929	Active	38	5	0	5	15.15%	36		2		2	R	M,SC	1		\$500.00
5211	HAYESVILLE Exc Award (06/30/2017, 06/30/2018)	12/16/1948	Active	34	0	8	-8	-19.05%	42	11	3			N	M	3		\$600.00
5212	HURON	09/01/1966	Active	37	6	1	5	15.63%	33	27	2		2	N	M,SC	3		
5213	JEROMESVILLE	12/08/1943	Active	9	0	1	-1	-10.00%	13	8	2		None		P,M,VP,SC	3		
5214	LA GRANGE Exc Award (06/30/2017, 06/30/2018, 06/30/20)	04/18/1947	Active	66	4	0	4	6.45%	62		1		11	N	M,SC	0		\$2,500.00
5216	LINDSEY	06/15/1957	Active	35	1	1	0	0.00%	36	44	4		2	N	SC	0		\$500.00
5217	LORAIN	08/24/1922	Active	55	3	4	-1	-1.79%	52	10	0			N	SC	2		\$1,268.66
5218	LOUDONVILLE Exc Award (06/30/2024)	05/23/1950	Active	47	7	0	7	17.50%	39		0			N	SC	0		\$400.00
5219	LUCAS Exc Award (06/30/2021)	04/23/1953	Active	32	3	1	2	6.67%	30	17	0			N		0		\$1,160.00
5220	MADISON TOWNSHIP L C Exc Award (06/30/2023)	12/04/1969	Active	28	4	1	3	12.00%	25	14	2		2	N	SC	1		\$1,100.00
136817	Mansfield United	02/20/2019	Active	21	5	1	4	23.53%	17	0	0		2		M,VP,SC	0		\$430.50
43465	MARBLEHEAD PENINSULA Exc Award (06/30/2021, 06/30/2023)	02/15/1984	Active	54	6	0	6	12.50%	49		1			N	VP	2		\$100.00
5223	MIFFLIN Exc Award (06/30/2018)	01/28/1953	Active	24	0	0	0	0.00%	24		12			N		1		
35338	MILAN	04/21/1978	Active	13	0	0	0	0.00%	13		22	1	None		P,S,T,M,VP SC SC	19	90+ Days	\$400.00
5226	NORTH FAIRFIELD	03/24/1961	Active	13	0	0	0	0.00%	13		12			N	SC	0		
5227	NORTH RIDGEVILLE Exc Award (06/30/2018, 06/30/2020, 06/30/20)	05/09/1961	Active	61	4	4	0	0.00%	61	11	1			N		2		\$950.00
5228	NORWALK Exc Award (06/30/2022)	04/09/1946	Active	56	1	2	-1	-1.75%	57	10	4			N	T,M	0		\$2,400.00



Club Health Assessment for District 13 OH2 through March 2025

			Status	Membership							Reports					Finance		LCIF
Club Number	Club Name	Charter Date		Current Member Count	YTD Members Added	YTD Members Dropped	YTD Net Growth	YTD Net Growth%	Member Count 12 Months Ago	Avg. length of service for dropped members	Months Since Last MMR ***	Yrs. Since Last Officer Report	President Rotation	Vice President Reported ****	Months Since Last Activity Report ***	Account Balance	Donations for current Fiscal Year	
			Number of times on status quo within last two years	If below 15 members appears	If net loss is greater than 20% appears					If no report in 3 months appears in	When more than one year appears in	Number of repeat terms	Notes the officers that do not have an active		If no report at 12 months appears in red			
38133	OAK HARBOR	03/31/1980	Active	40	1	1	0	0.00%	38	21	0			N	T,SC	1		\$950.00
5230	OLD FORT	11/02/1944	Active	57	0	2	-2	-3.39%	58	36	0			N		3		\$500.00
5231	ONTARIO	04/07/1953	Active	28	3	2	1	3.70%	27	11	0			R	SC	4		\$300.00
Exc Award (06/30/2018, 06/30/2021)																		
5232	PERRYSVILLE	03/20/1951	Active	10	0	1	-1	-9.09%	11	57	2			N		0		\$465.00
Exc Award (06/30/2018, 06/30/2021, 06/30/2022)																		
32916	PLYMOUTH	11/04/1976	Active	10	0	1	-1	-9.09%	11	29	2		2	R	SC	0		
Exc Award (06/30/2022, 06/30/2023)																		
5233	POLK	11/07/1949	Active	24	7	6	1	4.35%	23	14	1		2		T,VP,SC	2		\$200.00
5234	PORT CLINTON	01/21/1954	Active	27	0	1	-1	-3.57%	28	2	3			N	SC	1		\$689.00
5235	REPUBLIC	05/03/1948	Active	34	0	0	0	0.00%	34		22		3	R	P,VP,SC	16		\$1,000.00
5236	ROWSBURG	12/28/1954	Active	14	1	0	1	7.69%	14		0			N	M,SC	5		
5237	SANDUSKY	05/07/1925	Active	31	0	3	-3	-8.82%	34	2	0				VP,SC	1		\$585.00
5238	SAVANNAH-CRESTVIEW	02/15/1944	Active	30	0	3	-3	-9.09%	34	8	2			N		0		\$1,900.00
103762	SHEFFIELD VILLAGE	10/06/2008	Active(1)	13	1	4	-3	-18.75%	16	9	5			R	P,SC	17		
139936	Shelby United	10/29/2020	Active	16	5	3	2	14.29%	17	1	2		6	R	M,SC	3		\$300.00
5243	TIFFIN	02/25/1929	Active	41	0	2	-2	-4.65%	44	17	4			IP	M	0		
Exc Award (06/30/2016)																		
5244	UPPER SANDUSKY	01/14/1948	Active	61	4	5	-1	-1.61%	62	15	0			N	SC	1		\$125.00
5245	VERMILION	01/25/1951	Active	44	1	2	-1	-2.22%	47	1	5		2	N	M,SC	0		\$1,000.00

Clubs Cancelled Previous Fiscal Year – Clubs Cancelled within last 12 months may be reinstated

Club Number	Club Name	Charter Date	Current Status*	Cancellation Date
5242	SYCAMORE	02/16/1945	Cancelled(6*)	07/29/2023



Club Health Assessment for District 13 OH2 through March 2025

INTERNATIONAL

Club Number	Club Name	Charter Date	Status		Membership								Reports					Finance		LCIF	
					Current Member Count	YTD Members Added	YTD Members Dropped	YTD Net Growth	YTD Net Growth%	Member Count 12 Months Ago	Avg. length of service for dropped members	Months Since Last MMR ***	Yrs. Since Last Officer Report	President Rotation	Vice President Reported ****	Months Since Last Activity Report ***	Account Balance	Donations for current Fiscal Year			
					Number of times on status quo within last two years			If below 15 members appears			If net loss is greater than 20% appears			If no report in 3 months appears in	When more than one year appears in	Number of repeat terms		Notes the officers that do not have an active	If no report at 12 months appears in red		
Current Total Clubs Count	YTD New Clubs Count	YTD Cancelled Clubs Count	YTD Net Club Gain	Current Total Members Count	YTD Add	YTD Drop	YTD Net Growth	YTD Net Growth %	Member Count 12 Months Ago	Average Member Count Per Club	% of Clubs with less than 20 members	% No MMR in 3 Months	% No Officer Report in 12 Months	% of Clubs with balance 90+ days	Number of Clubs in Status Quo	% Status Quo Clubs in Financial Suspension	Number of Cancelled Clubs	Average Cancelled Club Age	Members Lost Due to Cancellation	% of Clubs Cancelled for Non-Financial Reasons	
53	0	0	0	1,633	97	100	-3	-0.18%	1,668	31	30%	34%	2%	11%	0	0%	0	0	0	0%	

* - P - Priority Club. Cancellation Reasons: 1-Objectives/conduct, 2-Non-active club, 5-Non-existing club, 6-Disbanding, 7-Merger, 8-Financial Suspension, 9-District/Multiple District Dues.


** - Abbreviation: P-President, S-Secretary, T-Treasurer, M-Member Chairperson, VP-First Vice President, MC-Communications Chairperson, SC-Service Chairperson

*** - Abbreviation: N/R - Never reported using the Lions Clubs website, N/A - Not applicable, No password registered for the Lions Clubs website.

**** - Abbreviation: N - New, IP - Immediate Past, R - Repeat.



Club Health Assessment for District 13 OH3 through March 2025

			Status	Membership							Reports					Finance	LCIF
Club Number	Club Name	Charter Date		Current Member Count	YTD Members Added	YTD Members Dropped	YTD Net Growth	YTD Net Growth%	Member Count 12 Months Ago	Avg. length of service for dropped members	Months Since Last MMR ***	Yrs. Since Last Officer Report	President Rotation	Vice President Reported ****	Months Since Last Activity Report ***	Account Balance	Donations for current Fiscal Year
			Number of times on status quo within last two years	If below 15 members appears				If net loss is greater than 20% appears			If no report in 3 months appears in	When more than one year appears in	Number of repeat terms	Notes the officers that do not have an active	If no report at 12 months appears in red		
Clubs more than two years old																	
5452	ADENA	11/01/1945	Active	55	5	7	-2	-3.51%	55	11	0			N	0		\$860.00
Exc Award (06/30/2016, 06/30/2022)																	
5248	AKRON HOST	10/30/1920	Active	12	3	0	3	33.33%	9		8		11	P,M,VP,SC	5		\$200.00
Exc Award (06/30/2023)																	
5255	BEDFORD	01/19/1926	Active	28	2	2	0	0.00%	30	12	0			N S	0		
Exc Award (06/30/2022, 06/30/2023)																	
5456	BOLIVAR	10/21/1943	Active	20	1	0	1	5.26%	19		0			N	0		\$412.00
Exc Award (06/30/2023, 06/30/2024)																	
5458	BRILLIANT	04/02/1951	Active	33	0	0	0	0.00%	32		10		5	R VP,SC	2		\$25.00
Exc Award (06/30/2020, 06/30/2022)																	
31845	BROADVIEW HEIGHTS	03/22/1976	Active	61	12	3	9	17.31%	53	4	0			N M	1		\$8,315.00
Exc Award (06/30/2023)																	
5459	CADIZ	11/12/1936	Active	28	0	0	0	0.00%	28		12		4	N M,VP	7		
5460	CAMBRIDGE	11/07/1924	Active	80	5	4	1	1.27%	78	16	0			N SC	0		\$550.00
Exc Award (06/30/2020, 06/30/2022)																	
5263	CHIPPEWA LAKE	08/23/1956	Active	42	7	5	2	5.00%	39	5	0		20	M,VP,SC	5		\$100.00
Exc Award (06/30/2022, 06/30/2023)																	
5462	CLAYLAND	09/29/1954	Active	35	0	4	-4	-10.26%	36	13	0		2	N	0		\$200.00
Exc Award (06/30/2016, 06/30/2022, 06/30/2023)																	
5267	COPLEY NORTON	12/09/1970	Active	23	0	0	0	0.00%	23		2		4	R M,SC	4		\$500.00
5464	CRESTON	02/09/1944	Active	21	0	3	-3	-12.50%	24	21	4			N M,VP,SC	4		\$250.00
Exc Award (06/30/2022)																	
5268	CUYAHOGA FALLS	10/28/1925	Active	30	1	2	-1	-3.23%	31	2	7		2	R SC	3		\$500.00
Exc Award (06/30/2020, 06/30/2022)																	
5465	DILLONVALE MOUNT PLEASANT	06/24/1941	Active	10	0	1	-1	-9.09%	11	10	2			N SC	0		\$300.00
Exc Award (06/30/2022)																	
5466	DOVER	12/21/1944	Active	31	0	1	-1	-3.13%	32	15	5			R VP	0		\$2,860.00
Exc Award (06/30/2023, 06/30/2024)																	



Club Health Assessment for District 13 OH3 through March 2025

Club Number	Club Name	Charter Date	Status	Membership							Reports					Finance	LCIF
				Current Member Count	YTD Members Added	YTD Members Dropped	YTD Net Growth	YTD Net Growth%	Member Count 12 Months Ago	Avg. length of service members	Months Since Last MMR ***	Yrs. Since Last Officer Report	President Rotation	Vice President Reported ****	Months Since Last Activity Report ***	Account Balance	Donations for current Fiscal Year
			Number of times on status quo within last two years	If below 15 members appears				If net loss is greater than 20% appears			If no report in 3 months appears	When more than one year appears in	Number of repeat terms	Notes the officers that do not have an active	If no report at 12 months appears in red		
5467	DOYLESTOWN	03/02/1934	Active	82	3	10	-7	-7.87%	91	9	2			N	SC	7	\$1,000.00
	Exc Award (06/30/2018, 06/30/2022, 06/30/2023)																
5493	GARAWAY	04/27/1953	Active	11	0	1	-1	-8.33%	13	47	1		6	R	P,M,SC	4	
	Exc Award (06/30/2023)																
105342	GNADENHUTTEN	05/15/2009	Active	8	0	1	-1	-11.11%	9	9	5		13	R	M,VP,SC	6	
	Exc Award (06/30/2016)																
116196	GUERNSEY COUNTY	02/28/2012	Active	19	3	0	3	18.75%	16		2		2	R	SC	0	\$50.00
	Exc Award (06/30/2020, 06/30/2022)																
133062	Hudson Cyber	11/02/2017	Active	14	0	4	-4	-22.22%	18	2	2		None	N	P	3	
129110	Lakemore	10/10/2016	Active	13	0	6	-6	-31.58%	20	3	4			N		7	\$10.00
	Exc Award (06/30/2020)																
5474	MARSHALLVILLE	04/23/1956	Active	22	3	3	0	0.00%	22	2	0		2	R		5	\$75.00
	Exc Award (06/30/2023)																
106863	MARTINS FERRY	11/11/2009	Active	28	3	1	2	7.69%	30	3	3		2	R	M,SC	0	
	Exc Award (06/30/2022)																
5284	MEDINA	09/23/1943	Active	18	0	0	0	0.00%	18		11		3		M,VP,SC	0	\$550.00
	Exc Award (06/30/2022, 06/30/2023)																
5476	MIDVALE	11/30/1955	Active	14	0	0	0	0.00%	14		11			N	P,M,SC	4	
	Exc Award (06/30/2016, 06/30/2023)																
5477	MILLERSBURG	03/23/1955	Active	51	1	11	-10	-16.39%	60	7	0		10	R	M,VP,SC	1	
	Exc Award (06/30/2022, 06/30/2023)																
5479	MINGO JUNCTION	01/25/1956	Active	9	3	5	-2	-18.18%	11	15	0				T,M,VP,SC	4	
	Exc Award (06/30/2017, 06/30/2022)																
5287	MOGADORE	04/12/1951	Active	17	0	0	0	0.00%	17		14		2	N	P,M,SC	8	
5481	NEW PHILADELPHIA	06/02/1925	Active	28	0	0	0	0.00%	28		6		2	R	M,SC	5	\$50.00
	Exc Award (06/30/2016)																
5482	NEW PITTSBURG	01/20/1958	Active	9	0	0	0	0.00%	9		17		7	R	T,M,SC	7	
5480	NEWCOMERSTOWN	06/25/1940	Active	9	0	0	0	0.00%	7		5		9		P,T,M,VP,SC	5	



Club Health Assessment for District 13 OH3 through March 2025

			Status	Membership							Reports					Finance	LCIF	
Club Number	Club Name	Charter Date		Current Member Count	YTD Members Added	YTD Members Dropped	YTD Net Growth	YTD Net Growth%	Member Count 12 Months Ago	Avg. length of service for dropped members	Months Since Last MMR ***	Yrs. Since Last Officer Report	President Rotation	Vice President Reported ****	Months Since Last Activity Report ***	Account Balance	Donations for current Fiscal Year	
			Number of times on status quo within last two years	If below 15 members appears					If net loss is greater than 20% appears			If no report in 3 months appears in	When more than one year appears in	Number of repeat terms	Notes the officers that do not have an active	If no report at 12 months appears in red		
5289	NORDONIA HILLS	12/03/1963	Active	15	0	0	0	0.00%	15		4			N	M,SC	4		\$200.00
Exc Award (06/30/2023)																		
5291	NORTH ROYALTON	11/12/1973	Active	53	0	6	-6	-10.17%	59	31	0			N	M	0		\$2,050.00
Exc Award (06/30/2022, 06/30/2023)																		
103922	ORRVILLE	11/06/2008	Active	9	0	5	-5	-35.71%	14	2	3		2	N	M,SC	8		\$400.00
Exc Award (06/30/2022, 06/30/2023)																		
111388	PARMA HILLS	06/16/2011	Active(1)	6	0	1	-1	-14.29%	7	8	1		4		M,VP,SC	6		
5484	RICHMOND	01/20/1949	Active	29	0	0	0	0.00%	29		15		2	R	T,M,SC	6		
5485	RITTMAN	10/20/1943	Active	35	9	1	8	29.63%	22	1	2		2	N	M,SC	3		\$125.00
Exc Award (06/30/2024)																		
5488	SHREVE	04/12/1944	Cancelled(6*)	0	0	0	0	0.00%	8		9		None		P,T,M,VP,SC	9		
Exc Award (06/30/2023)																		
5491	STEUBENVILLE	06/04/1924	Active	10	0	3	-3	-23.08%	13	6	3		6		M,VP,SC	6		\$150.00
5298	STOW MUNROE FALLS	11/30/1938	Active	41	2	3	-1	-2.38%	40	19	0			R		0		\$900.00
Exc Award (06/30/2023)																		
5492	STRASBURG	06/23/1954	Active	20	1	2	-1	-4.76%	21	31	0			N	SC	0		\$55.00
Exc Award (06/30/2020, 06/30/2023)																		
5272	SUMMIT NORTH	05/02/1932	Active	35	5	5	0	0.00%	36	9	3		6	R	SC	7		
5300	TALLMADGE	11/14/1938	Active	10	0	0	0	0.00%	15		10		2	N	M,SC	6		
5494	TORONTO	03/12/1957	Active	18	2	1	1	5.88%	16	68	1			R	M,SC	6		\$125.00
Exc Award (06/30/2022)																		
5301	WADSWORTH	10/08/1925	Active	49	0	3	-3	-5.77%	58	20	1				P,M,VP,SC	8		
110379	WARREN TOWNSHIP	02/17/2011	Active	21	0	0	0	0.00%	23		12		9	R	T,M	4		
Exc Award (06/30/2023)																		
5497	WARWICK L C	12/10/1971	Active	9	0	0	0	0.00%	9		12		12		M,VP,SC	4		\$100.00
Exc Award (06/30/2016)																		
58689	WESTSHORE	09/16/1996	Active	10	1	0	1	11.11%	9		5		2		M,VP	1		
5500	WOOSTER NOON	06/30/1927	Active	82	0	6	-6	-6.82%	88	23	2			N	SC	1		\$1,590.00



Club Health Assessment for District 13 OH3 through March 2025

			Status	Membership							Reports				Finance	LCIF	
Club Number	Club Name	Charter Date		Current Member Count	YTD Members Added	YTD Members Dropped	YTD Net Growth	YTD Net Growth%	Member Count 12 Months Ago	Avg. length of service for dropped members	Months Since Last MMR ***	Yrs. Since Last Officer Report	President Rotation	Vice President Reported ****	Months Since Last Activity Report ***	Account Balance	Donations for current Fiscal Year
			Number of times on status quo within last two years	If below 15 members appears				If net loss is greater than 20% appears			If no report in 3 months appears	When more than one year appears in	Number of repeat terms	Notes the officers that do not have an active	If no report at 12 months appears in red		
Exc Award (06/30/2022)																	
5472	WOOSTER-MADISONBURG EVENING	05/15/1958	Active	7	0	4	-4	-36.36%	10	21	0			VP,SC	0		\$60.00
Exc Award (06/30/2023)																	

Clubs Cancelled Previous Fiscal Year – Clubs Cancelled within last 12 months may be reinstated

Club Number	Club Name	Charter Date	Current Status*	Cancellation Date
5453	APPLE CREEK	02/19/1951	Cancelled(6*)	12/29/2023

Current Total Clubs Count	YTD New Clubs Count	YTD Cancelled Clubs Count	YTD Net Club Gain	Current Total Members Count	YTD Add	YTD Drop	YTD Net Growth	YTD Net Growth %	Member Count 12 Months Ago	Average Member Count Per Club	% of Clubs with less than 20 members	% No MMR in 3 Months	% No Officer Report in 12 Months	% of Clubs with balance 90+ days	Number of Clubs in Status Quo	% Status Quo Clubs in Financial Suspension	Number of Cancelled Clubs	Average Cancelled Club Age	Members Lost Due to Cancellation	% of Clubs Cancelled for Non-Financial Reasons
49	0	1	-1	1,320	72	114	-42	-3.08%	1,375	27	45%	49%	0%	0%	0	0%	1	153	0	100%

* - P - Priority Club. Cancellation Reasons: 1-Objectives/conduct, 2-Non-active club, 5-Non-existing club, 6-Disbanding, 7-Merger, 8-Financial Suspension, 9-District/Multiple District Dues.

** - Abbreviation: P-President, S-Secretary, T-Treasurer, M-Member Chairperson, VP-First Vice President, MC-Communications Chairperson, SC-Service Chairperson

*** - Abbreviation: N/R - Never reported using the Lions Clubs website, N/A - Not applicable, No password registered for the Lions Clubs website.

**** - Abbreviation: N - New, IP - Immediate Past, R - Repeat.



Club Health Assessment for District 13 OH4 through March 2025

			Status	Membership							Reports					Finance	LCIF
Club Number	Club Name	Charter Date		Current Member Count	YTD Members Added	YTD Members Dropped	YTD Net Growth	YTD Net Growth%	Member Count 12 Months Ago	Avg. length of service for dropped members	Months Since Last MMR ***	Yrs. Since Last Officer Report	President Rotation	Vice President Reported ****	Months Since Last Activity Report ***	Account Balance	Donations for current Fiscal Year
			Number of times on status quo within last two years	If below 15 members appears	If net loss is greater than 20% appears					If no report in 3 months appears in		When more than one year appears in	Number of repeat terms	Notes the officers that do not have an active	If no report at 12 months appears in red		
Clubs less than two years old																	
156973	Willoughby Hills	01/10/2024	Active	42	2	4	-2	-4.55%	44	1	0		2	N	M,VP	0	\$60.00
Clubs more than two years old																	
5307	ALLIANCE	02/24/1943	Active	28	1	2	-1	-3.45%	30	30	0			N	SC	0	\$1,000.00
5253	ASHTABULA	09/27/1944	Active	23	0	1	-1	-4.17%	24	4	3			N	M,SC	1	\$1,530.00
33651	AUSTINTOWN	04/29/1977	Active	15	0	3	-3	-16.67%	17	5	3		10		P,M,VP,SC	3	\$55.00
Exc Award (06/30/2022)																	
5309	BEACH CITY	11/28/1951	Cancelled(6*)	0	0	9	-9	-100.00%	9	20	3	1	None		P,S,T,M,VP SC	6	
5310	BOARDMAN	06/06/1968	Active	43	6	2	4	10.26%	39	10	4			N	SC	0	\$10.00
5313	BRIMFIELD	02/26/1957	Active	34	2	1	1	3.03%	37	14	2			N	M,SC	0	\$1,045.00
Exc Award (06/30/2017, 06/30/2018, 06/30/20)																	
30813	CALCUTTA	05/27/1975	Active	34	9	1	8	30.77%	25	10	0			N	SC	0	\$455.00
Exc Award (06/30/2017)																	
5314	CANAL FULTON	12/08/1971	Active	75	13	0	13	20.97%	57		1		5	R	SC	0	\$545.00
Exc Award (06/30/2023, 06/30/2024)																	
35147	CANFIELD	03/27/1978	Active	43	0	0	0	0.00%	42		7		2	R	T,SC	2	\$1,565.00
Exc Award (06/30/2022)																	
5262	CHESTERLAND	01/20/1969	Active	31	1	6	-5	-13.89%	38	21	1		3	R	SC	0	
5266	CONNEAUT	11/30/1944	Active	17	0	3	-3	-15.00%	21	29	2			N	SC	5	90+ Days \$350.00
5318	CORTLAND	03/06/1939	Active	26	2	1	1	4.00%	24	5	7			N	SC	0	\$150.00
5319	CRESTWOOD L C	10/26/1970	Active	14	0	0	0	0.00%	14		12		None		P,S,T,M,VP SC	5	90+ Days \$135.00
5321	EAST LIVERPOOL	09/29/1924	Cancelled(6*)	0	2	13	-11	-100.00%	11	26	4		None		P,S,T,M,VP SC	6	\$3,426.00
5324	GIRARD	11/02/1955	Active	11	0	0	0	0.00%	11		12		4	R	P,M,VP,SC	3	
5325	HARTVILLE	09/20/1946	Active	30	1	0	1	3.45%	31		0			N	SC	0	\$2,400.00
5277	HIGHLAND HEIGHTS	10/31/1960	Active	38	1	0	1	2.70%	36		0			N	SC	0	\$500.00
Exc Award (06/30/2022, 06/30/2023, 06/30/20)																	
5326	HOMEWORTH	04/15/1952	Active	8	0	2	-2	-20.00%	9	1	6			IP	VP,SC	5	\$500.00



Club Health Assessment for District 13 OH4 through March 2025

			Status	Membership							Reports					Finance	LCIF
Club Number	Club Name	Charter Date		Current Member Count	YTD Members Added	YTD Members Dropped	YTD Net Growth	YTD Net Growth%	Member Count 12 Months Ago	Avg. length of service for dropped members	Months Since Last MMR ***	Yrs. Since Last Officer Report	President Rotation	Vice President Reported ****	Months Since Last Activity Report ***	Account Balance	Donations for current Fiscal Year
			Number of times on status quo within last two years	If below 15 members appears				If net loss is greater than 20% appears			If no report in 3 months appears in	When more than one year appears in	Number of repeat terms	Notes the officers that do not have an active	If no report at 12 months appears in red		
5327	HUBBARD AREA L C, INC. Exc Award (06/30/2022, 06/30/2023)	10/08/1971	Active	21	0	6	-6	-22.22%	30	3	1			N	P,M,VP,SC	4	\$285.00
5328	JACKSON TOWNSHIP Exc Award (06/30/2016)	08/18/1960	Active	28	1	0	1	3.70%	26		0			R	M,SC	0	\$750.00
5329	KENT Exc Award (06/30/2022, 06/30/2024)	10/18/1946	Active	44	2	8	-6	-12.00%	49	10	0		2	N	T,M,SC	0	\$2,015.00
5331	LISBON Exc Award (06/30/2023, 06/30/2024)	10/23/1956	Active	39	5	1	4	11.43%	34	40	0			N	M,SC	0	\$115.00
5332	LORDSTOWN	11/19/1973	Active	16	0	0	0	0.00%	16		12	1	None		P,S,T,M,VP SC	3	
5335	MAGNOLIA Exc Award (06/30/2023)	07/30/1943	Active	32	1	4	-3	-8.57%	35	15	0			N	M,SC	0	\$425.00
5337	MASSILLON	03/05/1943	Active	44	1	5	-4	-8.33%	48	15	1			N	M,SC	0	\$625.00
5340	NEW MIDDLETOWN Exc Award (06/30/2022)	05/02/1957	Active	27	0	0	0	0.00%	26		10	1	None		P,S,T,M,VP SC	5	\$3,000.00
5342	NEW WATERFORD Exc Award (06/30/2022)	04/02/1957	Active	19	0	1	-1	-5.00%	20	2	7		None	N	P,SC	0	\$2,010.00
5341	NEWTON FALLS	05/17/1951	Active	5	0	0	0	0.00%	6		8		16	R	P,M,VP,SC	0	\$250.00
5343	NILES	05/27/1948	Active	23	3	2	1	4.55%	22	8	6			N		1	\$100.00
5345	NORTH CANTON Exc Award (06/30/2022, 06/30/2023)	10/25/1955	Active	26	3	1	2	8.33%	24	2	2			N	M	0	\$425.00
5304	NORTH COAST L C Exc Award (06/30/2022)	02/13/1962	Active	15	0	0	0	0.00%	17		0		3	R		0	\$125.00
5292	PAINESVILLE Exc Award (06/30/2022, 06/30/2024)	05/31/1944	Active	42	6	1	5	13.51%	39	29	0		4	R	SC	0	\$548.00
5350	PERRY TOWNSHIP L C	11/01/1945	Active	9	1	2	-1	-10.00%	10	19	0		14		S,T,M,VP,SC	5	\$10.00
55406	POLAND Exc Award (06/30/2022, 06/30/2024)	03/14/1994	Active	31	0	9	-9	-22.50%	40	3	2				VP	0	\$625.00
5348	RANDOLPH	11/02/1965	Active	17	0	0	0	0.00%	17		1		8		M,VP,SC	0	



Club Health Assessment for District 13 OH4 through March 2025

			Status								Membership								Reports					Finance		LCIF
Club Number	Club Name	Charter Date		Current Member Count	YTD Members Added	YTD Members Dropped	YTD Net Growth	YTD Net Growth%	Member Count 12 Months Ago	Avg. length of service for dropped members	Months Since Last MMR ***	Yrs. Since Last Officer Report	President Rotation	Vice President Reported ****	Months Since Last Activity Report ***	Account Balance	Donations for current Fiscal Year									
			Number of times on status quo within last two years	If below 15 members appears				If net loss is greater than 20% appears			If no report in 3 months appears in	When more than one year appears in	Number of repeat terms	Notes the officers that do not have appears in an active	If no report at 12 months red											
5349	RAVENNA	03/31/1953	Active	8	7	11	-4	-33.33%	12	5	2		2	N	M,SC	0	\$510.00									
5351	ROOTSTOWN TOWNSHIP	11/28/1956	Active	30	1	2	-1	-3.23%	32	30	1		2	N	M,VP,SC	0	\$55.00									
	Exc Award (06/30/2022)																									
5352	SALEM	05/25/1942	Active	5	0	4	-4	-44.44%	10	6	3		11		M,VP,SC	5										
29203	SHERRODSVILLE	04/30/1974	Active	11	0	1	-1	-8.33%	11	3	0		3	R	M,SC	1										
	Exc Award (06/30/2022)																									
108421	SOUTHEAST PORTAGE CO.	05/21/2010	Active	19	2	3	-1	-5.00%	19	18	1		8	R		0	\$415.00									
	Exc Award (06/30/2022)																									
5355	SUFFIELD	12/01/1969	Active	17	1	1	0	0.00%	17	53	4		6		M,VP,SC	5	\$60.00									
5356	TUSLAW	05/26/1960	Active	16	3	4	-1	-5.88%	21	25	5			R	P,M,SC	0										
5357	UNIONTOWN	09/27/1944	Active	45	3	3	0	0.00%	45	11	1		2	IP	SC	0	\$500.00									
5359	WARREN	01/23/1923	Active(2)	10	0	1	-1	-9.09%	14	48	1		10		M,VP,SC	0	\$750.00									
55108	WEST POINT	12/08/1993	Active	33	0	0	0	0.00%	32		11			N	P,M,SC	1	\$225.00									
5305	WILLOUGHBY	04/11/1944	Active	13	0	0	0	0.00%	13		10		15		M,VP,SC	1	\$50.00									
41466	WILLOUGHBY EVENING	06/21/1982	Active	31	0	0	0	0.00%	31		0		2	R	SC	0	\$300.00									
5363	WINDHAM	11/10/1955	Active	19	1	0	1	5.56%	18		0		8	R	VP,SC	0	\$1,175.00									
5364	YOUNGSTOWN	10/11/1920	Active	45	0	2	-2	-4.26%	47	17	1			N	SC	0	\$2,010.00									
	Exc Award (06/30/2022)																									
Current Total Clubs Count	YTD New Clubs Count	YTD Cancelled Clubs Count	YTD Net Club Gain	Current Total Members Count	YTD Add	YTD Drop	YTD Net Growth	YTD Net Growth %	Member Count 12 Months Ago	Average Member Count Per Club	% of Clubs with less than 20 members	% No MMR in 3 Months	% No Officer Report in 12 Months	% of Clubs with balance 90+ days	Number of Clubs in Status Quo	% Status Quo Clubs in Financial Suspension	Number of Cancelled Clubs	Average Cancelled Club Age	Members Lost Due to Cancellation	% of Clubs Cancelled for Non-Financial Reasons						
48	0	2	-2	1,252	81	120	-39	-3.02%	1,300	26	42%	38%	4%	4%	0	0%	2	87	22	100%						

* - P - Priority Club. Cancellation Reasons: 1-Objectives/conduct, 2-Non-active club, 5-Non-existing club, 6-Disbanding, 7-Merger, 8-Financial Suspension, 9-District/Multiple District Dues.


** - Abbreviation: P-President, S-Secretary, T-Treasurer, M-Member Chairperson, VP-First Vice President, MC-Communications Chairperson, SC-Service Chairperson

*** - Abbreviation: N/R - Never reported using the Lions Clubs website, N/A - Not applicable, No password registered for the Lions Clubs website.

**** - Abbreviation: N - New, IP - Immediate Past, R - Repeat.



Club Health Assessment for District 13 OH5 through March 2025

			Status	Membership							Reports					Finance	LCIF
Club Number	Club Name	Charter Date		Current Member Count	YTD Members Added	YTD Members Dropped	YTD Net Growth	YTD Net Growth%	Member Count 12 Months Ago	Avg. length of service for dropped members	Months Since Last MMR ***	Yrs. Since Last Officer Report	President Rotation	Vice President Reported ****	Months Since Last Activity Report ***	Account Balance	Donations for current Fiscal Year
			Number of times on status quo within last two years	If below 15 members appears				If net loss is greater than 20% appears			If no report in 3 months appears in	When more than one year appears in	Number of repeat terms	Notes the officers that do not have an active	If no report at 12 months red		
Clubs less than two years old																	
156248	Marion Ohio	10/12/2023	Active	18	0	0	0	0.00%	20		1		2	R	0		
Clubs more than two years old																	
5367	ARCANUM	03/21/1929	Active	35	1	0	1	2.94%	34		4		2	N	M,SC	7	
5414	BEXLEY	07/29/1940	Active	21	0	0	0	0.00%	22		11		6		VP,SC	6	90+ Days
5369	BRADFORD	06/29/1939	Active	6	0	2	-2	-25.00%	8	32	5		3		M,VP,SC	2	
Exc Award (06/30/2016)																	
5416	CANAL WINCHESTER	06/14/1939	Active	22	0	0	0	0.00%	23		2			N		0	\$890.00
Exc Award (06/30/2017, 06/30/2018, 06/30/20																	
41964	COLUMBUS BEECHCROFT	11/15/1982	Active	15	0	0	0	0.00%	15		9		3	R	M,SC	0	
Exc Award (06/30/2023)																	
152791	Columbus East Side	10/10/2022	Active	4	1	5	-4	-50.00%	7	1	2		3		M,VP,SC	5	
5418	COLUMBUS HILLTOP	09/01/1949	Active	10	0	1	-1	-9.09%	11	6	1		7		M,VP,SC	8	
5419	COLUMBUS INNER CITY	05/07/1971	Active	11	0	0	0	0.00%	11		26				M,VP,SC	7	90+ Days
5420	COLUMBUS NORTHEAST	03/04/1952	Active	18	0	1	-1	-5.26%	19	55	1		3	N	M,SC	3	
5421	COLUMBUS NORTHERN	09/14/1949	Active	25	3	5	-2	-7.41%	27	2	2		2		M,VP	2	
5423	COLUMBUS SOUTHEAST	05/28/1940	Active	89	39	5	34	61.82%	53	3	0		3	R	SC	5	
40304	COLUMBUS SOUTHERN PINE	08/24/1981	Active	12	0	0	0	0.00%	12		13		12		M,VP,SC	8	90+ Days
5424	DELAWARE	06/24/1948	Active	19	7	5	2	11.76%	13	9	1				M,VP,SC	2	90+ Days
5425	DUBLIN	12/18/1973	Active	18	2	1	1	5.88%	15	1	2			N	M,SC	3	
5426	GAHANNA	11/07/1945	Active	23	3	1	2	9.52%	19	22	2		5		VP,SC	3	\$200.00
Exc Award (06/30/2024)																	
31330	GETTYSBURG	11/14/1975	Active	11	0	1	-1	-8.33%	13	39	4		2		M,VP,SC	3	\$75.00
5427	GREEN CAMP	08/24/1953	Active	12	0	2	-2	-14.29%	14	13	5			IP	P,SC	1	\$40.00
Exc Award (06/30/2023, 06/30/2024)																	
5428	GROVE CITY	08/02/1939	Active	46	5	5	0	0.00%	47	14	0			N	SC	0	\$1,837.71



Club Health Assessment for District 13 OH5 through March 2025

			Status	Membership							Reports					Finance		LCIF
Club Number	Club Name	Charter Date		Current Member Count	YTD Members Added	YTD Members Dropped	YTD Net Growth	YTD Net Growth%	Member Count 12 Months Ago	Avg. length of service for dropped members	Months Since Last MMR ***	Yrs. Since Last Officer Report	President Rotation	Vice President Reported ****	Months Since Last Activity Report ***	Account Balance	Donations for current Fiscal Year	
			Number of times on status quo within last two years	If below 15 members appears					If net loss is greater than 20% appears			If no report in 3 months appears in	When more than one year appears in	Number of repeat terms	Notes the officers that do not have an active	If no report at 12 months appears in red		
Exc Award (06/30/2018)																		
58312	GROVE CITY NOON	05/17/1996	Active	40	2	3	-1	-2.44%	44	8	2			N	SC	1	\$1,050.00	
5432	HILLIARD	06/18/1958	Active	6	0	0	0	0.00%	6		11		5	R	P	4	\$150.00	
5433	LA RUE	11/17/1949	Active	22	0	2	-2	-8.33%	24	7	2			N	P,M,VP,SC	5		
5381	LAURA	05/27/1949	Active	18	0	0	0	0.00%	18		7			N	M,SC	6	\$275.00	
5434	LONDON	05/09/1946	Active	25	1	0	1	4.17%	24		0			N	M,SC	1	\$400.00	
5382	MARYSVILLE	06/24/1941	Active	30	0	6	-6	-16.67%	35	5	0		2	R	VP,SC	1	\$500.00	
Exc Award (06/30/2016, 06/30/2018, 06/30/20)																		
5383	MECHANICSBURG	05/26/1952	Active	14	0	5	-5	-26.32%	19	2	7		2	N	SC	2		
5386	MILFORD CENTER	11/16/1950	Active	19	0	0	0	0.00%	19		13		2		M,VP,SC	6		
5437	MOUNT GILEAD	02/26/1941	Active	15	0	0	0	0.00%	15		4		15		VP	3	\$100.00	
5438	NEW ALBANY	11/29/1945	Active	22	0	2	-2	-8.33%	23	36	2		2	R	SC	2	\$3,000.00	
5392	NORTH HAMPTON	03/22/1951	Active	22	1	1	0	0.00%	20	45	2		4		VP,SC	0		
Exc Award (06/30/2017, 06/30/2023)																		
5393	NORTHRIDGE	02/12/1958	Active	33	1	7	-6	-15.38%	40	8	0			N		3		
62458	OHIO STATE UNIVERSITY	11/08/1999	Cancelled(6*)	0	0	0	0	0.00%	13		5	1	None		P,S,T,M,VP SC	17	\$125.00	
119530	OLENTANGY NOON	06/03/2013	Active	11	1	2	-1	-8.33%	12	5	2		2	N	P,M,SC	6	\$20.00	
5395	PITSBURG	11/04/1946	Active	27	0	0	0	0.00%	28		1				M,VP,SC	3		
5439	PLAIN CITY	02/29/1940	Active	58	4	2	2	3.57%	57	20	0			N	SC	0	\$1,110.00	
5440	PLEASANT L C	02/07/1966	Active	31	0	1	-1	-3.13%	32	21	3			N	SC	1	\$200.00	
5441	PROSPECT	11/05/1945	Active	42	5	1	4	10.53%	42	57	2			N	P	5	\$2,000.00	
Exc Award (06/30/2016)																		
5442	REYNOLDSBURG	01/29/1948	Active	36	5	16	-11	-23.40%	48	10	2			N	SC	1	\$2,150.00	
Exc Award (06/30/2018, 06/30/2019, 06/30/20)																		
5443	RIDGEDALE	02/18/1964	Active	40	1	2	-1	-2.44%	42	40	1				VP,SC	8		
5398	SAINT PARIS	11/23/1928	Active	25	1	0	1	4.17%	24		1		7	N	M,VP,SC	1	\$120.00	



Club Health Assessment for District 13 OH5 through March 2025

			Status	Membership							Reports					Finance		LCIF
Club Number	Club Name	Charter Date		Current Member Count	YTD Members Added	YTD Members Dropped	YTD Net Growth	YTD Net Growth%	Member Count 12 Months Ago	Avg. length of service for dropped members	Months Since Last MMR ***	Yrs. Since Last Officer Report	President Rotation	Vice President Reported ****	Months Since Last Activity Report ***	Account Balance	Donations for current Fiscal Year	
			Number of times on status quo within last two years	If below 15 members appears				If net loss is greater than 20% appears			If no report in 3 months appears in	When more than one year appears in	Number of repeat terms		Notes the officers that do not have an active	If no report at 12 months appears in red		
103995	SPRINGFIELD NATIONAL TRAIL	11/19/2008	Active	10	0	0	0	0.00%	10		1		2		VP,SC	4		\$700.00
5447	SUNBURY	08/26/1938	Active	36	9	3	6	20.00%	34	18	0		2	N	SC	2		
Exc Award (06/30/2024)																		
5448	TRI VILLAGE	08/08/1950	Active	46	2	7	-5	-9.80%	48	15	1			N	SC	0		\$1,500.00
5404	TROY	03/25/1942	Active	21	1	0	1	5.00%	23		0			N		1		\$300.00
Exc Award (06/30/2016, 06/30/2018, 06/30/2020)																		
5405	URBANA	10/26/1928	Active	48	2	7	-5	-9.43%	50	15	0			R	M,SC	6		
Exc Award (06/30/2024)																		
5406	VERSAILLES	04/29/1947	Active	22	0	2	-2	-8.33%	24	21	1		2		T,M,VP,SC	3		
Exc Award (06/30/2016)																		
5411	WEST MILTON	03/05/1951	Active	8	0	2	-2	-20.00%	10	7	7		None	R	P,M,SC	4		\$1,300.00
Exc Award (06/30/2016)																		
5449	WESTERVILLE	09/29/1928	Active	51	2	0	2	4.08%	47		0			N	SC	0		\$1,250.00
Exc Award (06/30/2021, 06/30/2022)																		
5412	WOODSTOCK	06/27/1945	Active	43	1	3	-2	-4.44%	45	26	0		9	R	T,M,VP,SC	0		
110045	WORTHINGTON NOON	01/06/2011	Active	34	3	1	2	6.25%	29	14	0		2	R		5		\$1,100.00
Exc Award (06/30/2021, 06/30/2024)																		


Clubs Cancelled Previous Fiscal Year – Clubs Cancelled within last 12 months may be reinstated

Club Number	Club Name	Charter Date	Current Status*	Cancellation Date
140902	Columbus Franklinton	02/03/2020	Cancelled(6*)	07/29/2023
32717	NORTHWESTERN	09/30/1976	Cancelled(6*)	01/29/2024

Current Total Clubs Count	YTD New Clubs Count	YTD Cancelled Clubs Count	YTD Net Club Gain	Current Total Members Count	YTD Add	YTD Drop	YTD Net Growth	YTD Net Growth %	Member Count 12 Months Ago	Average Member Count Per Club	% of Clubs with less than 20 members	% No MMR in 3 Months	% No Officer Report in 12 Months	% of Clubs with balance 90+ days	Number of Clubs in Status Quo	% Status Quo Clubs in Financial Suspension	Number of Cancelled Clubs	Average Cancelled Club Age	Members Lost Due to Cancellation	% of Clubs Cancelled for Non-Financial Reasons
49	0	1	-1	1,270	103	109	-6	-0.47%	1,288	26	41%	31%	0%	8%	0	0%	1	76	0	100%



Club Health Assessment for District 13 OH5 through March 2025

			Status	Membership							Reports					Finance	LCIF
Club Number	Club Name	Charter Date		Current Member Count	YTD Members Added	YTD Members Dropped	YTD Net Growth	YTD Net Growth%	Member Count 12 Months Ago	Avg. length of service for dropped members	Months Since Last MMR ***	Yrs. Since Last Officer Report	President Rotation	Vice President Reported ****	Months Since Last Activity Report ***	Account Balance	Donations for current Fiscal Year
			Number of times on status quo within last two years	If below 15 members appears				If net loss is greater than 20% appears			If no report in 3 months appears in	When more than one year appears in	Number of repeat terms	Notes the officers that do not have an active	If no report at 12 months appears in red		

* - P - Priority Club. Cancellation Reasons: 1-Objectives/conduct, 2-Non-active club, 5-Non-existing club, 6-Disbanding, 7-Merger, 8-Financial Suspension, 9-District/Multiple District Dues.
** - Abbreviation: P-President, S-Secretary, T-Treasurer, M-Member Chairperson, VP-First Vice President, MC-Communications Chairperson, SC-Service Chairperson
*** - Abbreviation: N/R - Never reported using the Lions Clubs website, N/A - Not applicable, No password registered for the Lions Clubs website.
**** - Abbreviation: N - New, IP - Immediate Past, R - Repeat.




Club Health Assessment for District 13 OH6 through March 2025

			Status	Membership						Reports					Finance		LCIF
Club Number	Club Name	Charter Date		Current Member Count	YTD Members Added	YTD Members Dropped	YTD Net Growth	YTD Net Growth%	Member Count 12 Months Ago	Avg. length of service for dropped members	Months Since Last MMR ***	Yrs. Since Last Officer Report	President Rotation	Vice President Reported ****	Months Since Last Activity Report ***	Account Balance	Donations for current Fiscal Year
			Number of times on status quo within last two years	If below 15 members appears				If net loss is greater than 20% appears			If no report in 3 months appears in	When more than one year appears in	Number of repeat terms	Notes the officers that do not have an active	If no report at 12 months appears in red		
Clubs less than two years old																	
180962	Miami Valley	02/17/2025	Newly Chartered	20	20	0	20	100.00%	0		1			VP,SC	0		\$50.00
Clubs more than two years old																	
5554	BEAVER	04/04/1952	Active	20	0	0	0	0.00%	20		14		5	R	S,T,M,VP,SC	4	
5555	BEAVERCREEK	11/29/1949	Active	13	0	2	-2	-13.33%	16	3	6			VP,SC	0	\$500.00	
5556	BELLBROOK	03/06/1947	Active	74	3	4	-1	-1.33%	75	10	2		N	SC	3	\$1,020.00	
Exc Award (06/30/2022, 06/30/2024)																	
105280	BLANCHESTER	04/20/2009	P- Active	0	0	0	0	0.00%	9		10		None	P,S,T,M,VP SC	7		
5505	CAMDEN	04/27/1948	Active	20	0	0	0	0.00%	20		6		R	M	0		
Exc Award (06/30/2016)																	
5506	CARLISLE	10/17/1956	Active	37	2	3	-1	-2.63%	41	13	1		N	SC	4		
Exc Award (06/30/2016)																	
5561	CHILLICOTHE EVENING	05/02/1924	Active	56	0	10	-10	-15.15%	76	9	1		N		0	\$1,000.00	
Exc Award (06/30/2016, 06/30/2017)																	
5508	CINCINNATI HOST	09/23/1920	Active	13	1	1	0	0.00%	13	37	1		2	M,VP,SC	1		
5510	CINNCINNATI - WESTERN HILLS	05/11/1928	Active	29	1	2	-1	-3.33%	30	7	4		N	M,VP,SC	6		
5512	DAYTON	07/23/1920	Active	18	1	2	-1	-5.26%	19	44	2		5	R	VP,SC	0	\$400.00
Exc Award (06/30/2016)																	
5515	EATON	04/21/1921	Active(1)	20	2	2	0	0.00%	20	39	3		12	R	T,SC	4	
5565	FAIRBORN	04/27/1945	Active	84	11	12	-1	-1.18%	85	6	1		N		0	\$3,400.00	
Exc Award (06/30/2016, 06/30/2017, 06/30/2020)																	
5568	FRANKFORT	03/06/1973	Cancelled(6*)	0	0	0	0	0.00%	13		8		None	P,S,T,M,VP SC	20		
5521	GERMANTOWN	08/06/1953	Active	59	9	0	9	18.00%	51		1		N		6	\$1,000.00	
5570	GOOD HOPE	09/19/1955	Active	60	3	1	2	3.45%	57	10	2		N	SC	0	\$1,000.00	
31008	GOSHEN	06/30/1975	Active	58	0	0	0	0.00%	58		11		23	M,VP,SC	7		
Exc Award (06/30/2016)																	



Club Health Assessment for District 13 OH6 through March 2025

			Status	Membership							Reports					Finance	LCIF	
Club Number	Club Name	Charter Date		Current Member Count	YTD Members Added	YTD Members Dropped	YTD Net Growth	YTD Net Growth%	Member Count 12 Months Ago	Avg. length of service for dropped members	Months Since Last MMR ***	Yrs. Since Last Officer Report	President Rotation	Vice President Reported ****	Months Since Last Activity Report ***	Account Balance	Donations for current Fiscal Year	
			Number of times on status quo within last two years	If below 15 members appears				If net loss is greater than 20% appears			If no report in 3 months appears in	When more than one year appears in	Number of repeat terms	Notes the officers that do not have an active	If no report at 12 months appears in red			
5571	GREENFIELD	10/19/1951	Active	17	0	4	-4	-19.05%	21	20	3		7	R	M,VP,SC	5	90+ Days	
5575	JAMESTOWN	03/27/1945	Active	30	3	2	1	3.45%	27	0	1		3	R	VP	7		
5576	JEFFERSONVILLE	06/20/1947	Active	28	0	0	0	0.00%	28		1		2	R	SC	7		\$200.00
5526	LEBANON	04/24/1958	Active	28	3	0	3	12.00%	25		1			R	SC	0		\$500.00
Exc Award (06/30/2016, 06/30/2017)																		
5577	LEESBURG	02/21/1940	Active	13	0	0	0	0.00%	13		7		7		VP	3		
Exc Award (06/30/2016, 06/30/2017)																		
131309	Liberty Twp	06/14/2017	Active	13	1	3	-2	-13.33%	15	16	0		3	R	M,SC	3		
5578	LYNCHBURG	12/15/1952	Active	9	0	0	0	0.00%	9		10		7	R		0		\$800.00
Exc Award (06/30/2023)																		
5529	MAD RIVER	10/21/1954	Active	24	22	23	-1	-4.00%	25	2	1			N		0		\$400.00
5528	MADISON	11/05/1963	Active	14	0	0	0	0.00%	15		9		7	R	M,SC	0	90+ Days	
5579	MANCHESTER	10/06/1930	Active	10	0	2	-2	-16.67%	13	10	4		3	R	M,SC	3		\$1,250.00
5580	MARTINSVILLE	06/03/1958	Active	14	0	3	-3	-17.65%	17	6	7		3	R	M,SC	7		\$200.00
5530	MASON	05/25/1973	Active	17	2	3	-1	-5.56%	18	20	0			IP	SC	0		\$475.00
5531	MIAMISBURG	11/10/1931	Active	25	1	3	-2	-7.41%	24	15	4			R	SC	4		\$500.00
5534	MONROE	02/02/1946	Active(1)	11	1	1	0	0.00%	12	19	2		4	N	M,SC	5		
5582	MOUNT ORAB	09/17/1951	Active	19	1	3	-2	-9.52%	24	10	3		2	N	SC	1		\$952.43
Exc Award (06/30/2018)																		
119452	Mowrystown	06/04/2013	Active	5	1	2	-1	-16.67%	10	15	2		8	R	M,SC	0		
Exc Award (06/30/2017)																		
5583	NEW HOLLAND	11/20/1950	Active	21	0	2	-2	-8.70%	23	12	0		15	N	SC	4		\$350.00
5584	NEW VIENNA	08/21/1947	Active	27	0	0	0	0.00%	22		4		6	N	M	3		
5536	NORTHEASTERN L C	03/05/1967	Active	49	3	2	1	2.08%	48	8	3		2	R	P,M,SC	3		\$1,000.00
Exc Award (06/30/2016)																		
5517	NORTHMONT	04/06/1942	Active	15	0	0	0	0.00%	15		4		2		VP,SC	3		\$100.00
5538	OXFORD	04/21/1947	Active	62	5	3	2	3.33%	60	28	0			N	M,SC	3		



Club Health Assessment for District 13 OH6 through March 2025

			Status	Membership							Reports					Finance		LCIF
Club Number	Club Name	Charter Date		Current Member Count	YTD Members Added	YTD Members Dropped	YTD Net Growth	YTD Net Growth%	Member Count 12 Months Ago	Avg. length of service for dropped members	Months Since Last MMR ***	Yrs. Since Last Officer Report	President Rotation	Vice President Reported ****	Months Since Last Activity Report ***	Account Balance	Donations for current Fiscal Year	
			Number of times on status quo within last two years	If below 15 members appears				If net loss is greater than 20% appears			If no report in 3 months appears in	When more than one year appears in	Number of repeat terms	Notes the officers that do not have an active	If no report at 12 months appears in red			
143224	Paint Valley	10/14/2020	Active	26	0	0	0	0.00%	26		9		5	R	3			
151583	Peebles	06/30/2022	Active(1)	12	0	0	0	0.00%	12		4		3	M,VP,SC	4			
5588	PIKETON	12/01/1952	Active	17	0	0	0	0.00%	17		11		3	R M,SC	3			
5590	PORT WILLIAM	03/21/1950	Active	21	0	0	0	0.00%	21		11			N T,VP,SC	5		\$1,500.00	
45487	RIPLEY	11/30/1985	Active	35	4	2	2	6.06%	33	22	0		6	R VP,SC	1		\$250.00	
Exc Award (06/30/2023, 06/30/2024)																		
5540	ROSS	08/01/1957	Active	55	3	6	-3	-5.17%	57	20	0			N M,VP	0		\$500.00	
Exc Award (06/30/2016, 06/30/2019)																		
45070	SEAMAN	06/13/1985	Active	38	1	1	0	0.00%	38	4	6			N S,M,SC	5			
5542	SPRINGBORO	02/23/1953	Active	15	2	0	2	15.38%	13		4		3	R SC	5		\$250.00	
5545	VANDALIA	03/05/1942	Active(1)	26	4	6	-2	-7.14%	27	14	1			R	0		\$850.00	
Exc Award (06/30/2016)																		
5595	WASHINGTON COURT HOUSE	05/15/1934	Active	14	0	1	-1	-6.67%	15	7	3		2	R	4	90+ Days		
5596	WAVERLY	01/05/1953	Active	38	3	0	3	8.57%	35		7			N P,SC	0		\$350.00	
5548	WAYNESVILLE	11/03/1958	Active	16	0	0	0	0.00%	16		6			N SC	0		\$1,320.00	
Exc Award (06/30/2017)																		
5549	WEST ALEXANDRIA	10/29/1951	Active	15	0	0	0	0.00%	15		9			T,M,VP,SC	3		\$100.00	
5550	WEST CARROLLTON	03/14/1947	Active	8	0	4	-4	-33.33%	12	16	0		3	R M,VP,SC	3			
5598	WEST UNION	03/17/1932	Active	21	0	0	0	0.00%	21		9		2	R T,VP	7	90+ Days		
5600	WILMINGTON	05/24/1934	Active	36	2	1	1	2.86%	53	0	1			N	3		\$2,100.00	

Clubs Cancelled Previous Fiscal Year – Clubs Cancelled within last 12 months may be reinstated

Club Number	Club Name	Charter Date	Current Status*	Cancellation Date
5503	BETHEL	03/27/1944	Cancelled(6*)	07/29/2023
31245	CINCINNATI KENWOOD	10/07/1975	Cancelled(6*)	07/29/2023
5581	MINFORD	05/28/1953	Cancelled(6*)	12/29/2023



Club Health Assessment for District 13 OH6 through March 2025

Club Number			Club Name			Charter Date			Status					Membership					Reports					Finance		LCIF
									Current Member Count	YTD Members Added	YTD Members Dropped	YTD Net Growth	YTD Net Growth%	Member Count 12 Months Ago	Avg. length of service for dropped members	Months Since Last MMR ***	Yrs. Since Last Officer Report	President Rotation	Vice President Reported ****	Months Since Last Activity Report ***	Account Balance	Donations for current Fiscal Year				
									Number of times on status quo within last two years	If below 15 members appears			If net loss is greater than 20% appears			If no report in 3 months appears in			When more than one year appears in	Number of repeat terms	Notes the officers that do not have an active		If no report at 12 months appears in red			
Current Total Clubs Count	YTD New Clubs Count	YTD Cancelled Clubs Count	YTD Net Club Gain	Current Total Members Count	YTD Add	YTD Drop	YTD Net Growth	YTD Net Growth %	Member Count 12 Months Ago	Average Member Count Per Club	% of Clubs with less than 20 members	% No MMR in 3 Months	% No Officer Report in 12 Months	% of Clubs with balance 90+ days	Number of Clubs in Status Quo	% Status Quo Clubs in Financial Suspension	Number of Cancelled Clubs	Average Cancelled Club Age	Members Lost Due to Cancellation	% of Clubs Cancelled for Non-Financial Reasons						
53	1	1	0	1,425	115	116	-1	-0.07%	1,478	27	43%	55%	0%	8%	0	0%	1	249	0	100%						

* - P - Priority Club. Cancellation Reasons: 1-Objectives/conduct, 2-Non-active club, 5-Non-existing club, 6-Disbanding, 7-Merger, 8-Financial Suspension, 9-District/Multiple District Dues.

** - Abbreviation: P-President, S-Secretary, T-Treasurer, M-Member Chairperson, VP-First Vice President, MC-Communications Chairperson, SC-Service Chairperson

*** - Abbreviation: N/R - Never reported using the Lions Clubs website, N/A - Not applicable, No password registered for the Lions Clubs website.

**** - Abbreviation: N - New, IP - Immediate Past, R - Repeat.



Club Health Assessment for District 13 OH7 through March 2025

			Status	Membership							Reports					Finance		LCIF
Club Number	Club Name	Charter Date		Current Member Count	YTD Members Added	YTD Members Dropped	YTD Net Growth	YTD Net Growth%	Member Count 12 Months Ago	Avg. length of service for dropped members	Months Since Last MMR ***	Yrs. Since Last Officer Report	President Rotation	Vice President Reported ****	Months Since Last Activity Report ***	Account Balance	Donations for current Fiscal Year	
			Number of times on status quo within last two years	If below 15 members appears				If net loss is greater than 20% appears			If no report in 3 months appears in	When more than one year appears in	Number of repeat terms	Notes the officers that do not have an active	If no report at 12 months appears in red			
Clubs less than two years old																		
172305	Pleasantville	06/17/2024	Active	21	4	4	0	0.00%	0	1	0		2	M,VP,SC	0			
Clubs more than two years old																		
5603	ALEXANDER L C	12/21/1971	Active	24	2	3	-1	-4.00%	24	13	1			N SC	0		\$700.00	
5604	AMANDA	05/01/1958	Active	12	1	0	1	9.09%	11		2			N M,SC	7		\$50.00	
5605	ATHENS	03/18/1946	Active	19	2	1	1	5.56%	18	30	1			IP SC	0		\$100.00	
Exc Award (06/30/2017)																		
5607	BELPRE	01/28/1953	P- Active	18	5	3	2	12.50%	14	4	0		2	R M,SC	1		\$50.00	
5608	BEVERLY	05/28/1945	Active	29	3	1	2	7.41%	26	9	0			N M	0		\$800.00	
5610	CARROLL	10/25/1946	Active	12	0	1	-1	-7.69%	13	3	0		4	M,VP,SC	4		\$1,000.00	
53587	CARROLL BLOOM	08/15/1992	Active	20	2	0	2	11.11%	17		1			N	0		\$2,714.00	
Exc Award (06/30/2017, 06/30/2023, 06/30/2024)																		
5611	CENTERBURG	07/26/1944	Active	9	1	0	1	12.50%	8		2		18	T,M,VP,SC	5		\$1,100.00	
5612	CHAUNCEY DOVER L C	10/15/1970	Active	6	0	0	0	0.00%	6		5			N P,M,VP,SC	5			
5613	CHESTERHILL	01/13/1954	Active	21	3	1	2	10.53%	19	14	3			N P,M,SC	3		\$70.00	
5564	COAL GROVE	08/19/1946	Active	28	0	1	-1	-3.45%	29	42	1		2	R M,SC	5			
5615	DANVILLE	04/18/1939	Active	7	0	0	0	0.00%	7		62		21	P,M,VP,SC	6			
5616	DUNCAN FALLS PHILO	08/14/1953	Active	35	2	0	2	6.06%	33		9			N VP,SC	3		\$450.00	
5624	EAST KNOX L C	10/26/1971	Active	12	1	3	-2	-14.29%	14	21	3		9	VP,SC	0		\$1,650.00	
Exc Award (06/30/2023, 06/30/2024)																		
5617	ETNA	09/15/1948	Active	13	0	1	-1	-7.14%	14	5	5		8	R P,M,SC	5	90+ Days		
5618	FRAZEYSBURG	09/29/1953	Active	20	0	2	-2	-9.09%	22	3	1			N SC	0		\$450.00	
5567	GALLIPOLIS	08/13/1956	Active	38	7	6	1	2.70%	38	8	0			N SC	3			
5621	GLENFORD	04/10/1962	Active	21	0	0	0	0.00%	22		9			P,T,M,VP,SC	8			
5622	HEATH	01/19/1956	Active	15	1	2	-1	-6.25%	16	12	2		4	M,VP,SC	6		\$350.00	
Exc Award (06/30/2018)																		



Club Health Assessment for District 13 OH7 through March 2025

			Status	Membership							Reports					Finance		LCIF
Club Number	Club Name	Charter Date		Current Member Count	YTD Members Added	YTD Members Dropped	YTD Net Growth	YTD Net Growth%	Member Count 12 Months Ago	Avg. length of service for dropped members	Months Since Last MMR ***	Yrs. Since Last Officer Report	President Rotation	Vice President Reported ****	Months Since Last Activity Report ***	Account Balance	Donations for current Fiscal Year	
			Number of times on status quo within last two years	If below 15 members appears					If net loss is greater than 20% appears			If no report in 3 months appears in	When more than one year appears in	Number of repeat terms	Notes the officers that do not have an active	If no report at 12 months appears in red		
5623	HEBRON	01/30/1941	P- Active	17	2	2	0	0.00%	15	6	0				M,VP,SC	4	90+ Days	\$10.00
5573	IRONTON	12/19/1923	Active	21	0	4	-4	-16.00%	25	8	2				M,VP,SC	1		
5574	JACKSON	04/27/1932	Active	35	0	2	-2	-5.41%	37	12	7			N	SC	5		\$500.00
Exc Award (06/30/2023)																		
5626	LANCASTER	08/25/1939	Active	28	0	1	-1	-3.45%	29	54	1		23		VP,SC	14		
5627	LANCASTER TARHE	12/14/1973	Active	12	0	0	0	0.00%	13		9			IP	SC	6		\$300.00
5628	LICKING VALLEY L C	05/21/1970	Active	59	3	5	-2	-3.28%	60	13	1			N	SC	0		\$1,650.00
Exc Award (06/30/2023)																		
5629	LIMESTONE VALLEY	03/19/1954	Cancelled(6*)	0	0	11	-11	-100.00%	11	28	1		None		P,S,T,M,VP SC	18		
5630	LOGAN	08/21/1956	P- Active	17	4	0	4	30.77%	13		0			IP	SC	5		\$200.00
5631	MARIETTA NOON	10/13/1924	Active	50	1	6	-5	-9.09%	55	7	4			N		0		\$1,320.00
Exc Award (06/30/2023)																		
5633	MILLERSPORT	06/06/1946	Active	118	15	13	2	1.72%	115	7	0			N	SC	0		\$7,935.00
Exc Award (06/30/2018, 06/30/2022, 06/30/20																		
5635	MOUNT VERNON	09/17/1970	Active	14	1	1	0	0.00%	14	2	1				M,VP,SC	4		\$130.00
5637	NEWARK	06/30/1920	Active	48	1	3	-2	-4.00%	52	26	1		None		P,M,VP,SC	4		\$100.00
5640	PATASKALA	08/17/1948	Active	42	4	5	-1	-2.33%	42	12	2		2	N	VP,SC	3		\$500.00
5641	PICKERINGTON	09/19/1946	Active	69	5	1	4	6.15%	68	6	0				VP,SC	0		\$4,880.00
5642	POMEROY MIDDLEPORT	01/03/1949	Active	10	0	0	0	0.00%	10		1		3	R	P,M,VP,SC	5		
5643	ROSEVILLE	12/07/1939	Active	6	0	0	0	0.00%	6		14		12		T,M,VP,SC	6		\$30.00
5644	RUSHVILLE UNION	04/05/1951	Active	43	2	0	2	4.88%	41		0			N	T,SC	0		\$750.00
5645	SCENIC HILLS L C	04/05/1967	Active	13	3	1	2	18.18%	11	3	1			R	M,SC	6		\$30.00
5646	SOMERSET	11/29/1948	Active	12	0	1	-1	-7.69%	13	50	7		11		P,T,M,VP,SC	5		
149635	South Point Chesapeake	01/25/2022	Cancelled(6*)	0	0	8	-8	-100.00%	8	3	3		None		P,S,T,M,VP SC	5		
5648	SPRINGFIELD TOWNSHIP	04/15/1957	Active	24	2	2	0	0.00%	22	28	0		3		M,VP,SC	16		
5649	SUMMIT STATION	05/18/1966	Active	14	0	0	0	0.00%	14		2			N	P,SC	4		\$1,100.00



Club Health Assessment for District 13 OH7 through March 2025

			Status	Membership							Reports					Finance	LCIF
Club Number	Club Name	Charter Date		Current Member Count	YTD Members Added	YTD Members Dropped	YTD Net Growth	YTD Net Growth%	Member Count 12 Months Ago	Avg. length of service for dropped members	Months Since Last MMR ***	Yrs. Since Last Officer Report	President Rotation	Vice President Reported ****	Months Since Last Activity Report ***	Account Balance	Donations for current Fiscal Year
			Number of times on status quo within last two years	If below 15 members appears				If net loss is greater than 20% appears			If no report in 3 months appears in	When more than one year appears in	Number of repeat terms	Notes the officers that do not have an active	If no report at 12 months appears in red		
42384	THE PLAINS	03/31/1983	Active	27	0	0	0	0.00%	28		9			N	M,SC	1	\$1,500.00
5650	THORNVILLE	05/11/1951	Active	23	2	2	0	0.00%	25	46	3			N	M,SC	4	\$750.00
5496	WARSAW	03/22/1955	Active	37	1	1	0	0.00%	37	9	2		2	R	M	2	\$610.00
5597	WELLSTON	06/22/1932	Active(1)	16	0	2	-2	-11.11%	23	5	4			N	SC	5	90+ Days \$30.00
Exc Award (06/30/2023)																	
5498	WEST LAFAYETTE	04/14/1958	Active	22	0	0	0	0.00%	23		9		6		P,M,VP,SC	6	
5651	WEST MUSKINGUM L C	03/19/1970	Cancelled(6*)	0	0	9	-9	-100.00%	9	29	4		None		P,S,T,M,VP SC	4	
66934	ZANESVILLE HOST	12/11/2002	Active	7	2	1	1	16.67%	6	3	4		None		P,M,VP,SC	2	\$200.00

Clubs Cancelled Previous Fiscal Year – Clubs Cancelled within last 12 months may be reinstated

Club Number	Club Name	Charter Date	Current Status*	Cancellation Date
5619	FREDERICKTOWN	05/02/1938	Cancelled(6*)	07/29/2023

Current Total Clubs Count	YTD New Clubs Count	YTD Cancelled Clubs Count	YTD Net Club Gain	Current Total Members Count	YTD Add	YTD Drop	YTD Net Growth	YTD Net Growth %	Member Count 12 Months Ago	Average Member Count Per Club	% of Clubs with less than 20 members	% No MMR in 3 Months	% No Officer Report in 12 Months	% of Clubs with balance 90+ days	Number of Clubs in Status Quo	% Status Quo Clubs in Financial Suspension	Number of Cancelled Clubs	Average Cancelled Club Age	Members Lost Due to Cancellation	% of Clubs Cancelled for Non-Financial Reasons
46	0	3	-3	1,164	82	110	-28	-2.35%	1,176	25	46%	37%	0%	7%	0	0%	3	71	28	100%

* - P - Priority Club. Cancellation Reasons: 1-Objectives/conduct, 2-Non-active club, 5-Non-existing club, 6-Disbanding, 7-Merger, 8-Financial Suspension, 9-District/Multiple District Dues.

** - Abbreviation: P-President, S-Secretary, T-Treasurer, M-Member Chairperson, VP-First Vice President, MC-Communications Chairperson, SC-Service Chairperson

*** - Abbreviation: N/R - Never reported using the Lions Clubs website, N/A - Not applicable, No password registered for the Lions Clubs website.

**** - Abbreviation: N - New, IP - Immediate Past, R - Repeat.



Club Health Assessment for District 14 A through March 2025

			Status	Membership							Reports					Finance	LCIF
Club Number	Club Name	Charter Date		Current Member Count	YTD Members Added	YTD Members Dropped	YTD Net Growth	YTD Net Growth%	Member Count 12 Months Ago	Avg. length of service for dropped members	Months Since Last MMR ***	Yrs. Since Last Officer Report	President Rotation	Vice President Reported ****	Months Since Last Activity Report ***	Account Balance	Donations for current Fiscal Year
			Number of times on status quo within last two years	If below 15 members appears				If net loss is greater than 20% appears			If no report in 3 months appears in	When more than one year appears in	Number of repeat terms	Notes the officers that do not have an active	If no report at 12 months appears in red		
Clubs less than two years old																	
180794	Delaware Valley Town Watch	03/06/2025	Newly Chartered	21	21	0	21	100.00%	0		0			N	T,M,VP,SC	0	
154093	Philadelphia Chapel of the Four Chaplains	05/04/2023	Active	55	20	6	14	34.15%	39	2	0		3	N	M	12	
Clubs more than two years old																	
5654	ASTON TOWNSHIP	08/03/1948	Active	38	1	3	-2	-5.00%	44	28	1			R	SC	24+	90+ Days
143617	Aston Township Lioness	11/20/2020	Active	41	6	3	3	7.89%	40	2	0		2	R	M,SC	N/R	
6441	AUDUBON OAKS	10/25/1950	Active	13	0	0	0	0.00%	13		11		2		VP	24+	\$1,150.00
6442	BALA CYNWYD NARBERTH	06/13/1944	Active(1)	2	2	4	-2	-50.00%	4	26	1		7		M,VP,SC	24+	
5672	BENSALEM TOWNSHIP	01/29/1948	Active	53	5	6	-1	-1.85%	52	10	0				M,VP,SC	0	\$50.00
5656	BRISTOL	02/12/1952	Active	40	0	0	0	0.00%	40		18			N	M,SC	24+	
98405	BUCKS CO ASSN - BLIND & VISUALLY IMPAIRED	01/29/2007	Active	25	8	2	6	31.58%	19	9	0		3	N	M,SC	24+	
131521	Bucks County Community College	06/28/2017	Active	1	1	1	0	0.00%	1	8	3	7	None		P,S,T,M,VP,SC	N/R	
5658	CHALFONT	09/14/1936	Active	20	0	1	-1	-4.76%	21	40	2				P,T,M,VP,SC	4	\$50.00
6444	COLLEGEVILLE	03/02/1927	Active	30	3	2	1	3.45%	31	2	5				M,VP,SC	12	
Exc Award (06/30/2023)																	
5663	DOYLESTOWN	05/01/1945	Active	15	0	3	-3	-16.67%	18	26	4			N	SC	3	\$1,500.00
143157	East Penn Hill Lioness	10/09/2020	Active	20	2	4	-2	-9.09%	22	6	1		2	R	M	3	
Exc Award (06/30/2023)																	
137925	Feasterville-Trevoze	05/13/2019	Active	34	4	2	2	6.25%	31	5	0		2	R	SC	0	\$1,000.00
6451	GREEN LANE MARLBORO	10/20/1948	Active	26	0	0	0	0.00%	26		7			N	P,T,M,SC	5	
Exc Award (06/30/2018, 06/30/2019, 06/30/20)																	
6452	HARLEYSVILLE	01/25/1945	Active	37	0	3	-3	-7.50%	41	56	2		4		M,VP,SC	24+	\$1,350.00
6453	HATBORO	05/12/1948	Active	22	0	1	-1	-4.35%	25	30	2		2	R	M,SC	24+	
6454	HATFIELD	02/09/1939	Active	9	0	1	-1	-10.00%	11	35	8		20	R	M,SC	3	
5667	HILLTOWN TOWNSHIP	12/05/1947	Active	10	0	0	0	0.00%	10		14		10	R	S,M,VP,SC	24+	90+ Days



Club Health Assessment for District 14 A through March 2025

Club Number	Club Name	Charter Date	Status	Membership							Reports					Finance	LCIF
				Current Member Count	YTD Members Added	YTD Members Dropped	YTD Net Growth	YTD Net Growth%	Member Count 12 Months Ago	Avg. length of service for dropped members	Months Since Last MMR ***	Yrs. Since Last Officer Report	President Rotation	Vice President Reported ****	Months Since Last Activity Report ***	Account Balance	Donations for current Fiscal Year
			Number of times on status quo within last two years	If below 15 members appears				If net loss is greater than 20% appears			If no report in 3 months appears in	When more than one year appears in	Number of repeat terms	Notes the officers that do not have an active	If no report at 12 months red		
5669	LANGHORNE	01/15/1932	Active	15	0	1	-1	-6.25%	16	29	5		5	M,VP,SC	5		
6459	LANSDALE	06/29/1938	Active	22	0	0	0	0.00%	22		7		4	R	17		
5670	LANSDOWNE	03/17/1955	Active	5	0	1	-1	-16.67%	6	41	1		4	P,S,T,M,VP SC	N/A		
5675	MEDIA	10/24/1946	Active(1)	14	0	0	0	0.00%	14		9		3	N	24+	90+ Days	\$280.00
5680	NEWTOWN	09/24/1969	Active	9	0	3	-3	-25.00%	12	8	3			T,M,VP,SC	24+		\$200.00
5661	NORTHAMPTON TOWNSHIP	01/24/1958	Active	14	0	1	-1	-6.67%	15	27	0		R	SC	5		\$2,100.00
6467	ORELAND	04/10/1950	Active	24	1	7	-6	-20.00%	31	19	0		2	M,VP,SC	24+		\$100.00
5682	PERKASIE	07/13/1938	Active	46	2	0	2	4.55%	43		1		N	SC	0		
5693	PHIL NORTHEAST	08/10/1933	Active	50	3	3	0	0.00%	49	6	2		N	M,SC	1		\$575.00
Exc Award (06/30/2018, 06/30/2024)																	
5700	PHIL SO PHIL	11/19/1935	Active	54	3	9	-6	-10.00%	59	5	3		N		12		\$400.00
Exc Award (06/30/2018)																	
50746	PHILA WILLS EYE HOSPITAL	06/26/1990	Active	12	4	4	0	0.00%	12	23	0		7	R	T,M,VP,SC	24+	
36302	PHILADELPHIA FILIPINO AMERICAN	12/05/1978	Active	17	0	2	-2	-10.53%	20	17	0		2	R	T	24+	\$100.00
40600	PHILADELPHIA LAW ENFORCEMENT	12/10/1981	Active	9	0	0	0	0.00%	9		11		16	R	S,M,VP,SC	10	\$100.00
5690	PHILADELPHIA LINDLEY OLNEY	06/10/1942	Active	9	0	0	0	0.00%	9		6		9	M,VP,SC	24+		\$100.00
142205	Philadelphia Roxborough-Manayunk	07/16/2020	Active(1)	44	0	3	-3	-6.38%	47	4	0		2	M,VP,SC	N/R		
6478	POTTSTOWN-STOWE	09/02/1953	Active	13	0	0	0	0.00%	13		2		10	R		5	\$1,050.00
5706	QUAKERTOWN	09/20/1939	Active	18	1	0	1	5.88%	19		6		N	M,SC	6		\$450.00
6473	ROYERSFORD	12/29/1937	Active	11	0	1	-1	-8.33%	12	6	3		7	R	M,SC	24+	
84618	Salus University	01/03/2005	Active	16	3	2	1	6.67%	15	1	0		N	M,SC	24+	90+ Days	
6476	SKIPPACK	08/03/1953	Active(2)	18	0	1	-1	-5.26%	19	3	1		7	N	S,M,SC	24+	90+ Days
6477	SOUDERTON	02/16/1927	Active	10	0	0	0	0.00%	10		11		7	P,M,VP,SC	0		
5712	SOUTHAMPTON - WARMINSTER AREA	03/15/1961	Active(1)	20	0	0	0	0.00%	20		9		10	M,VP,SC	24+	90+ Days	



Club Health Assessment for District 14 A through March 2025

Club Number	Club Name	Charter Date	Status	Membership							Reports					Finance	LCIF
				Current Member Count	YTD Members Added	YTD Members Dropped	YTD Net Growth	YTD Net Growth%	Member Count 12 Months Ago	Avg. length of service for dropped members	Months Since Last MMR ***	Yrs. Since Last Officer Report	President Rotation	Vice President Reported ****	Months Since Last Activity Report ***	Account Balance	Donations for current Fiscal Year
			Number of times on status quo within last two years	If below 15 members appears				If net loss is greater than 20% appears			If no report in 3 months appears in	When more than one year appears in	Number of repeat terms	Notes the officers that do not have an active	If no report at 12 months appears in red		
5714	SPRINGFIELD	03/23/1948	Active	60	5	5	0	0.00%	60	25	2			M,VP,SC	24+		
5715	SPRINGFIELD TOWNSHIP	02/18/1946	Active(1)	26	0	2	-2	-7.14%	25	11	2			P,M,VP,SC	6		\$3,000.00
	Exc Award (06/30/2024)																
5716	SWARTHMORE	05/09/1951	Active	20	0	0	0	0.00%	20		1		7	M,VP,SC	24+		
5718	TRUMBAUERSVILLE	11/21/1946	Active	25	0	3	-3	-10.71%	28	27	7		6	R M,VP,SC	24+		
6468	UPPER PERKIOMEN VALLEY	09/29/1943	Active	26	2	3	-1	-3.70%	27	21	0		2	VP,SC	18		
	Exc Award (06/30/2018)																
5721	WARRINGTON TWSP	10/20/1941	Active	30	2	2	0	0.00%	31	21	0		4	R VP,SC	24+		\$1,000.00
31998	WESTERN DELAWARE VALLEY L C	04/07/1976	Active	52	2	1	1	1.96%	49	1	1			N M,SC	24+		
6485	WHITEMARSH	01/30/1950	Active	12	0	0	0	0.00%	12		9			VP,SC	24+		
6487	WILLOW GROVE	02/09/1950	Active	15	0	0	0	0.00%	14		1			N SC	0		
121760	Yardley-Makefield	04/01/2014	Active	32	2	3	-1	-3.03%	31	7	3			R SC	24+		

Clubs Cancelled Previous Fiscal Year – Clubs Cancelled within last 12 months may be reinstated

Club Number	Club Name	Charter Date	Current Status*	Cancellation Date
5674	MARPLE NEWTOWN	04/26/1948	Cancelled(8*)	06/29/2024
33207	MONTCO	01/06/1977	Cancelled(8*)	06/29/2024
102372	PHILADELPHIA CHINESE	06/10/2008	Cancelled(6*)	07/29/2023

Current Total Clubs Count	YTD New Clubs Count	YTD Cancelled Clubs Count	YTD Net Club Gain	Current Total Members Count	YTD Add	YTD Drop	YTD Net Growth	YTD Net Growth %	Member Count 12 Months Ago	Average Member Count Per Club	% of Clubs with less than 20 members	% No MMR in 3 Months	% No Officer Report in 12 Months	% of Clubs with balance 90+ days	Number of Clubs in Status Quo	% Status Quo Clubs in Financial Suspension	Number of Cancelled Clubs	Average Cancelled Club Age	Members Lost Due to Cancellation	% of Clubs Cancelled for Non-Financial Reasons
52	1	0	1	1,260	103	99	4	0.32%	1,257	24	44%	42%	2%	12%	0	0%	0	0	0	0%

* - P - Priority Club. Cancellation Reasons: 1-Objectives/conduct, 2-Non-active club, 5-Non-existing club, 6-Disbanding, 7-Merger, 8-Financial Suspension, 9-District/Multiple District Dues.

** - Abbreviation: P-President, S-Secretary, T-Treasurer, M-Member Chairperson, VP-First Vice President, MC-Communications Chairperson, SC-Service Chairperson

*** - Abbreviation: N/R - Never reported using the Lions Clubs website, N/A - Not applicable, No password registered for the Lions Clubs website.

**** - Abbreviation: N - New, IP - Immediate Past, R - Repeat.



Club Health Assessment for District 14 B through March 2025

			Status	Membership							Reports					Finance		LCIF
Club Number	Club Name	Charter Date		Current Member Count	YTD Members Added	YTD Members Dropped	YTD Net Growth	YTD Net Growth%	Member Count 12 Months Ago	Avg. length of service for dropped members	Months Since Last MMR ***	Yrs. Since Last Officer Report	President Rotation	Vice President Reported ****	Months Since Last Activity Report ***	Account Balance	Donations for current Fiscal Year	
			Number of times on status quo within last two years	If below 15 members appears				If net loss is greater than 20% appears			If no report in 3 months appears in	When more than one year appears in	Number of repeat terms	Notes the officers that do not have an active	If no report at 12 months appears in red			
Clubs more than two years old																		
5725	BETHEL PARK	12/09/1942	Active	59	0	4	-4	-6.35%	62	13	0			N	P,M,VP,SC	0	\$1,500.00	
Exc Award (06/30/2023)																		
38566	BLMF LAWRENCEVLE AREA L C	06/03/1980	Cancelled(8*)	0	0	14	-14	-100.00%	14	17	3		None		P,S,T,M,VP SC	20	90+ Days \$200.00	
129297	Bridgeville Greater Area	11/11/2016	Active	13	1	0	1	8.33%	13		6				M,VP,SC	1	\$300.00	
5731	CENTRAL ELIZABETH TOWNSHIP	03/01/1962	Active	11	0	0	0	0.00%	11		12		4		T,M,VP,SC	24+	90+ Days	
5732	CHESWICK SPRINGDALE	02/10/1945	Active	15	0	4	-4	-21.05%	20	3	4		8		M,VP,SC	2		
5733	CLAIRTON	04/18/1922	Active(1)	39	0	1	-1	-2.50%	40	46	3		2		M,VP,SC	12	\$70.00	
5736	ELFINWILD	12/14/1949	Active	21	5	3	2	10.53%	21	10	0			N	M,VP,SC	0	\$100.00	
5744	HOMESTEAD DISTRICT	10/30/1947	Cancelled(6*)	0	0	29	-29	-100.00%	29	19	3		None		P,S,T,M,VP SC	24+		
5751	MCKEESPORT	02/27/1922	Active	34	6	3	3	9.68%	32	8	1		2	R		0	\$550.00	
Exc Award (06/30/2022)																		
111378	MON RIVER FLEET	06/17/2011	Active	27	2	1	1	3.85%	36	3	1		2	R	M	3		
5753	MONROEVILLE	10/02/1952	Active	26	1	0	1	4.00%	26		4			N	SC	0	\$480.00	
5754	MT. LEBANON	03/06/1929	Active	29	1	0	1	3.57%	27		8			N	SC	0	\$1,000.00	
5750	NORTHERN ALLEGHENY	03/21/1950	Active	10	0	0	0	0.00%	10		0		13		M,VP,SC	0		
5757	OAKMONT	04/05/1940	Active	40	2	5	-3	-6.98%	43	15	3			N	M,SC	0	\$400.00	
37032	PITCAIRN	05/09/1979	Active	11	1	2	-1	-8.33%	13	29	3		4		M,VP,SC	18		
52968	PITTSBURG SHADYSIDE-SQUIR HILL	04/27/1992	Active	10	0	0	0	0.00%	10		13		14		M,VP,SC	15		
5760	PITTSBURGH	11/27/1920	Active(1)	6	2	0	2	50.00%	4		1		8		M,VP,SC	16		
46273	PITTSBURGH BRENTWOOD	06/12/1986	Active	12	0	0	0	0.00%	12		15			N	M,VP,SC	3	\$600.00	
56175	PITTSBURGH DEAF BLIND	10/24/1994	Active	12	0	1	-1	-7.69%	13	24	3		3		M,VP,SC	1		
5765	PITTSBURGH GRANDVIEW	12/08/1948	Active	14	0	0	0	0.00%	14		8			N	P,SC	11		
45401	PITTSBURGH HILLTOP	10/07/1985	Active	16	0	0	0	0.00%	16		7		4		M,VP,SC	13	\$500.00	
5767	PITTSBURGH NORTH SIDE	05/27/1935	Cancelled(8*)	0	0	6	-6	-100.00%	6	20	3		None		P,S,T,M,VP SC	24+	90+ Days	



Club Health Assessment for District 14 B through March 2025

Club Number	Club Name	Charter Date	Status	Membership							Reports					Finance	LCIF
				Current Member Count	YTD Members Added	YTD Members Dropped	YTD Net Growth	YTD Net Growth%	Member Count 12 Months Ago	Avg. length of service for dropped members	Months Since Last MMR ***	Yrs. Since Last Officer Report	President Rotation	Vice President Reported ****	Months Since Last Activity Report ***	Account Balance	Donations for current Fiscal Year
			Number of times on status quo within last two years	If below 15 members appears				If net loss is greater than 20% appears			If no report in 3 months appears in	When more than one year appears in	Number of repeat terms	Notes the officers that do not have an active	If no report at 12 months appears in red		
5773	PLEASANT HILLS	12/18/1940	Active	21	2	3	-1	-4.55%	22	28	3			N	0		\$50.00
5775	ROBINSON	10/10/1955	Active(1)	19	1	3	-2	-9.52%	21	11	0		2	R	M,SC	7	
5748	SOUTH PARK L C	05/18/1960	Active	24	1	1	0	0.00%	22	42	6		10		M,VP,SC	5	\$500.00
5752	STO-KEN-ROX	06/23/1937	Active	12	0	0	0	0.00%	12		7		12	R	P,M,VP,SC	10	
5777	TARENTUM AREA	03/23/1939	Active	22	2	0	2	10.00%	20		6		3		M,VP,SC	0	
5782	WEST MIFFLIN	09/14/1953	Active	29	0	0	0	0.00%	32		4		3		M,VP,SC	6	
5785	WHITE OAK	03/20/1950	Active	30	0	0	0	0.00%	30		9		3	R	SC	0	\$50.00
5784	WHITEHALL COMMUNITY	03/11/1949	Active	19	0	2	-2	-9.52%	21	8	3		2	N	M	1	\$263.34

Clubs Cancelled Previous Fiscal Year – Clubs Cancelled within last 12 months may be reinstated

Club Number	Club Name	Charter Date	Current Status*	Cancellation Date
118256	UNIVERSITY OF PITTSBURGH	11/16/2012	Cancelled(6*)	06/29/2024

Current Total Clubs Count	YTD New Clubs Count	YTD Cancelled Clubs Count	YTD Net Club Gain	Current Total Members Count	YTD Add	YTD Drop	YTD Net Growth	YTD Net Growth %	Member Count 12 Months Ago	Average Member Count Per Club	% of Clubs with less than 20 members	% No MMR in 3 Months	% No Officer Report in 12 Months	% of Clubs with balance 90+ days	Number of Clubs in Status Quo	% Status Quo Clubs in Financial Suspension	Number of Cancelled Clubs	Average Cancelled Club Age	Members Lost Due to Cancellation	% of Clubs Cancelled for Non-Financial Reasons
27	0	3	-3	581	27	82	-55	-8.65%	652	22	52%	74%	0%	4%	0	0%	3	74	49	33%

* - P - Priority Club. Cancellation Reasons: 1-Objectives/conduct, 2-Non-active club, 5-Non-existing club, 6-Disbanding, 7-Merger, 8-Financial Suspension, 9-District/Multiple District Dues.

** - Abbreviation: P-President, S-Secretary, T-Treasurer, M-Member Chairperson, VP-First Vice President, MC-Communications Chairperson, SC-Service Chairperson

*** - Abbreviation: N/R - Never reported using the Lions Clubs website, N/A - Not applicable, No password registered for the Lions Clubs website.

**** - Abbreviation: N - New, IP - Immediate Past, R - Repeat.




Club Health Assessment for District 14 C through March 2025

Club Number	Club Name	Charter Date	Status	Membership							Reports					Finance	LCIF
				Current Member Count	YTD Members Added	YTD Members Dropped	YTD Net Growth	YTD Net Growth%	Member Count 12 Months Ago	Avg. length of service for dropped members	Months Since Last MMR ***	Yrs. Since Last Officer Report	President Rotation	Vice President Reported ****	Months Since Last Activity Report ***	Account Balance	Donations for current Fiscal Year
			Number of times on status quo within last two years	If below 15 members appears				If net loss is greater than 20% appears			If no report in 3 months appears in	When more than one year appears in	Number of repeat terms	Notes the officers that do not have an active	If no report at 12 months red		
Clubs more than two years old																	
5789	ARENDSVILLE	06/13/1973	Active	27	5	1	4	17.39%	26	21	0			N	M,SC	0	\$225.00
	Exc Award (06/30/2023)																
5791	BOILING SPRINGS	05/23/1947	Active	41	12	2	10	32.26%	30	6	0		2	N	SC	0	\$2,580.00
	Exc Award (06/30/2022, 06/30/2024)																
5792	BROGUE COMMUNITY	03/05/1959	Active	18	0	1	-1	-5.26%	19	47	2			N	M,SC	3	\$1,867.00
	Exc Award (06/30/2023, 06/30/2024)																
5793	CAMP HILL	11/24/1952	Active	34	1	0	1	3.03%	34		2			N	SC	1	\$300.00
	Exc Award (06/30/2023)																
5794	CARLISLE	02/16/1933	Active	19	1	1	0	0.00%	19	1	3		2	N		0	\$3,450.00
	Exc Award (06/30/2021, 06/30/2022, 06/30/2024)																
5795	CASHTOWN COMMUNITY	12/08/1959	Active	16	0	0	0	0.00%	16		13		10		T,M,VP,SC	7	90+ Days
5796	DALLASTOWN	11/17/1933	Active	21	0	0	0	0.00%	21		14		2	R	T	0	\$50.00
	Exc Award (06/30/2018)																
5797	DILLSBURG	11/05/1931	Active	40	0	0	0	0.00%	43		7			N	M,SC	5	\$1,300.00
	Exc Award (06/30/2023)																
5798	DOVER	05/08/1939	Active	40	0	3	-3	-6.98%	43	23	4			N	M	2	\$90.00
	Exc Award (06/30/2023)																
5799	EAST BERLIN	08/27/1957	Active	20	0	2	-2	-9.09%	22	41	2		5	R	M,SC	2	
5807	EAST PENNSBORO	02/26/1946	Active	10	0	1	-1	-9.09%	11	30	2		5		M,VP,SC	24+	
5800	EAST PROSPECT	04/23/1952	Active	15	0	0	0	0.00%	15		19			N	M,SC	4	\$500.00
	Exc Award (06/30/2023)																
5802	FAIRFIELD	06/25/1945	Active	21	6	4	2	10.53%	19	16	0		3	R	P,T,M,SC	0	
5804	GETTYSBURG	01/23/1924	Active	9	1	0	1	12.50%	8		7			N	M,SC	3	\$350.00
5809	HANOVER	08/12/1932	Active	47	19	3	16	51.61%	34	12	1			N	M,SC	0	
	Exc Award (06/30/2023)																
46395	HANOVER WEST MANHEIM TOWNSHIP	06/30/1986	Active	10	0	2	-2	-16.67%	12	16	5		None		P,T,M,VP,SC	0	
5811	JACKSONVILLE	11/16/1960	Active	14	0	0	0	0.00%	15		7			N	M,SC	2	\$1,455.00



Club Health Assessment for District 14 C through March 2025

			Status	Membership							Reports					Finance	LCIF
Club Number	Club Name	Charter Date		Current Member Count	YTD Members Added	YTD Members Dropped	YTD Net Growth	YTD Net Growth%	Member Count 12 Months Ago	Avg. length of service for dropped members	Months Since Last MMR ***	Yrs. Since Last Officer Report	President Rotation	Vice President Reported ****	Months Since Last Activity Report ***	Account Balance	Donations for current Fiscal Year
			Number of times on status quo within last two years	If below 15 members appears				If net loss is greater than 20% appears			If no report in 3 months appears in	When more than one year appears in	Number of repeat terms	Notes the officers that do not have an active	If no report at 12 months appears in red		
Exc Award (06/30/2018, 06/30/2022)																	
5812	JACOBUS	02/28/1952	Active	49	4	1	3	6.52%	46	25	1			N	0		\$90.00
Exc Award (06/30/2022)																	
146517	Jacobus Area Lioness	06/09/2021	Active	43	0	0	0	0.00%	43		10			R	SC	2	
Exc Award (06/30/2022, 06/30/2024)																	
5813	JEFFERSON COMMUNITY L C	02/11/1965	Active	20	0	2	-2	-9.09%	22	45	1			N	SC	7	
5814	KREUTZ CREEK VALLEY	04/24/1942	Active	10	0	3	-3	-23.08%	13	40	0		None		P,T,M,VP,SC	8	90+ Days
Exc Award (06/30/2023)																	
5817	LITTLESTOWN	09/28/1939	Active	9	0	0	0	0.00%	10		9		16		P,T,M,VP,SC	12	
5820	MASON + DIXON	10/16/1930	Active	13	0	0	0	0.00%	13		9		None	R	P,M,SC	7	
5821	MECHANICSBURG	10/05/1949	Active	86	6	2	4	4.88%	79	1	0			N		0	\$830.00
Exc Award (06/30/2018, 06/30/2021, 06/30/2024)																	
5822	MOUNT HOLLY SPRINGS	03/19/1946	Active	21	0	0	0	0.00%	21		9			N	M,SC	1	
150825	New Cumberland Area	05/19/2022	Active	11	0	0	0	0.00%	12		10		None		P,T,M,VP,SC	3	\$100.00
5825	NEW FREEDOM	09/28/1933	Active	46	6	3	3	6.98%	41	4	0			N	SC	0	\$2,981.23
Exc Award (06/30/2018, 06/30/2020, 06/30/2024)																	
5826	NEW OXFORD	03/16/1939	Cancelled(6*)	0	1	17	-16	-100.00%	16	18	3		None		P,S,T,M,VP SC	4	
Exc Award (06/30/2023, 06/30/2024)																	
5827	NEWVILLE	05/09/1947	Active	29	4	3	1	3.57%	30	42	2			IP	SC	4	\$575.00
Exc Award (06/30/2018)																	
5829	PINCHOT PARK	10/14/1959	Active	10	0	5	-5	-33.33%	13	14	1			R	M,SC	20	
Exc Award (06/30/2023)																	
5830	PLAINFIELD	01/05/1959	Active	17	0	6	-6	-26.09%	25	9	0			N	M,SC	0	
Exc Award (06/30/2023, 06/30/2024)																	
5831	RED LION	01/02/1924	Active	26	0	0	0	0.00%	25		5		2	R	SC	0	
Exc Award (06/30/2024)																	
5833	SHILOH	12/12/1951	Active	42	5	1	4	10.53%	26	24	1		2		P,T,M,VP,SC	1	\$900.00
5834	SHIPPENSBURG	10/18/1932	Active	35	0	2	-2	-5.41%	37	11	1		2	R		11	\$1,010.00



Club Health Assessment for District 14 C through March 2025


			Status	Membership							Reports					Finance		LCIF
Club Number	Club Name	Charter Date		Current Member Count	YTD Members Added	YTD Members Dropped	YTD Net Growth	YTD Net Growth%	Member Count 12 Months Ago	Avg. length of service for dropped members	Months Since Last MMR ***	Yrs. Since Last Officer Report	President Rotation	Vice President Reported ****	Months Since Last Activity Report ***	Account Balance	Donations for current Fiscal Year	
			Number of times on status quo within last two years	If below 15 members appears				If net loss is greater than 20% appears			If no report in 3 months appears in	When more than one year appears in	Number of repeat terms	Notes the officers that do not have an active	If no report at 12 months appears in red			
Exc Award (06/30/2023)																		
132697	Shrewsbury Area Centennial	10/04/2017	Active	23	3	0	3	15.00%	19		3		4	R	VP,SC	0		
Exc Award (06/30/2021, 06/30/2022)																		
5838	SPRING GROVE	01/13/1933	Active	28	1	0	1	3.70%	29		0			N	P	15		
5839	STEWARTSTOWN	12/16/1932	Active	47	2	0	2	4.44%	44		1			N	SC	14	\$2,200.00	
Exc Award (06/30/2018, 06/30/2022, 06/30/20)																		
5840	SUSQUEHANNA	10/12/1933	Active	58	3	1	2	3.57%	54	55	1			N	P,VP,SC	7	\$825.00	
Exc Award (06/30/2023)																		
5841	UPPER ADAMS COUNTY	03/23/1939	Active	30	2	5	-3	-9.09%	33	6	0				VP,SC	3		
Exc Award (06/30/2024)																		
5845	WEST SHORE	05/28/1941	Active	14	0	1	-1	-6.67%	15	49	5		4		M,VP,SC	5		
5846	WINDSOR	01/25/1954	Active	20	1	0	1	5.26%	19		1		None		P,M,VP,SC	1	\$500.00	
Exc Award (06/30/2018, 06/30/2019, 06/30/20)																		
33520	YORK NEW SALEM	03/16/1977	Active	15	0	2	-2	-11.76%	18	15	4			N	T,M,SC	17	\$2,000.00	
Exc Award (06/30/2023)																		
5852	YORK SPRINGS	03/01/1939	Active	44	1	0	1	2.33%	44		2		2	N	SC	0	\$90.00	
108038	YORK WHITE ROSE	04/08/2010	Active	23	2	1	1	4.55%	22	1	1			N	P	2	\$100.00	
Exc Award (06/30/2017, 06/30/2022, 06/30/20)																		

Clubs Cancelled Previous Fiscal Year – Clubs Cancelled within last 12 months may be reinstated

Club Number		Club Name		Charter Date			Current Status*		Cancellation Date											
5842		WEIGELSTOWN		01/27/1955			Cancelled(6*)		06/29/2024											
Current Total Clubs Count	YTD New Clubs Count	YTD Cancelled Clubs Count	YTD Net Club Gain	Current Total Members Count	YTD Add	YTD Drop	YTD Net Growth	YTD Net Growth %	Member Count 12 Months Ago	Average Member Count Per Club	% of Clubs with less than 20 members	% No MMR in 3 Months	% No Officer Report in 12 Months	% of Clubs with balance 90+ days	Number of Clubs in Status Quo	% Status Quo Clubs in Financial Suspension	Number of Cancelled Clubs	Average Cancelled Club Age	Members Lost Due to Cancellation	% of Clubs Cancelled for Non-Financial Reasons
43	0	1	-1	1,171	86	75	11	0.95%	1,156	27	37%	42%	0%	5%	0	0%	1	155	17	100%



Club Health Assessment for District 14 C through March 2025

			Status	Membership							Reports					Finance	LCIF
Club Number	Club Name	Charter Date		Current Member Count	YTD Members Added	YTD Members Dropped	YTD Net Growth	YTD Net Growth%	Member Count 12 Months Ago	Avg. length of service for dropped members	Months Since Last MMR ***	Yrs. Since Last Officer Report	President Rotation	Vice President Reported ****	Months Since Last Activity Report ***	Account Balance	Donations for current Fiscal Year
			Number of times on status quo within last two years	If below 15 members appears				If net loss is greater than 20% appears			If no report in 3 months appears in	When more than one year appears in	Number of repeat terms	Notes the officers that do not have an active	If no report at 12 months appears in red		

* - P - Priority Club. Cancellation Reasons: 1-Objectives/conduct, 2-Non-active club, 5-Non-existing club, 6-Disbanding, 7-Merger, 8-Financial Suspension, 9-District/Multiple District Dues.
** - Abbreviation: P-President, S-Secretary, T-Treasurer, M-Member Chairperson, VP-First Vice President, MC-Communications Chairperson, SC-Service Chairperson
*** - Abbreviation: N/R - Never reported using the Lions Clubs website, N/A - Not applicable, No password registered for the Lions Clubs website.
**** - Abbreviation: N - New, IP - Immediate Past, R - Repeat.



Club Health Assessment for District 14 D through March 2025

			Status	Membership							Reports					Finance		LCIF
Club Number	Club Name	Charter Date		Current Member Count	YTD Members Added	YTD Members Dropped	YTD Net Growth	YTD Net Growth%	Member Count 12 Months Ago	Avg. length of service for dropped members	Months Since Last MMR ***	Yrs. Since Last Officer Report	President Rotation	Vice President Reported ****	Months Since Last Activity Report ***	Account Balance	Donations for current Fiscal Year	
			Number of times on status quo within last two years	If below 15 members appears					If net loss is greater than 20% appears		If no report in 3 months appears in	When more than one year appears in	Number of repeat terms	Notes the officers that do not have an active	If no report at 12 months appears in red			
Clubs less than two years old																		
180687	Warwick Area	02/02/2025	Newly Chartered	22	22	0	22	100.00%	0		1			M,VP,SC	0		\$125.00	
Clubs more than two years old																		
5856	AKRON	12/02/1938	Active	41	3	4	-1	-2.38%	40	4	0		2	N	SC	5		
5857	BAREVILLE LEOLA LEACO	03/14/1927	Active	26	0	1	-1	-3.70%	28	22	1			N	SC	4		
5858	BARON STIEGEL	06/01/1943	Active	27	0	0	0	0.00%	27		9			N	M,SC	0	\$823.50	
5862	CHRISTIANA	10/30/1941	Active	27	0	0	0	0.00%	26		7			N		0		
5864	COLUMBIA	04/15/1947	Active	55	6	4	2	3.77%	52	4	0		3	R		0		
38029	CONOY L C	02/04/1980	Active	37	1	2	-1	-2.63%	40	7	3			N		0		
5866	DENVER	08/27/1926	Active	31	1	1	0	0.00%	31	50	1		None		P,M,VP,SC	1	\$650.00	
Exc Award (06/30/2023)																		
5867	EAST COCALICO	01/09/1944	Active	69	5	2	3	4.55%	70	19	0			N	SC	1		
Exc Award (06/30/2018, 06/30/2021)																		
5869	EAST PETERSBURG - LANDISVILLE	04/02/1957	Active	32	2	0	2	6.67%	27		6			N	M,SC	3	\$450.00	
Exc Award (06/30/2024)																		
5870	ELIZABETHTOWN	01/14/1941	Active	38	1	3	-2	-5.00%	39	42	0		2	N	M	0		
5871	EPHRATA	02/13/1925	Active	52	16	3	13	33.33%	39	14	1			N		1	\$897.00	
5872	FREDERICKSBURG	04/24/1944	Active	10	0	0	0	0.00%	12		10	1	None		P,S,T,M,VP SC	15		
135234	Gap Town Clock Centennial	06/19/2018	Active	11	0	0	0	0.00%	11		10	1	None		P,S,T,M,VP SC	10	90+ Days	
5873	GARDEN SPOT L C	06/06/1972	Active	15	3	0	3	25.00%	13		2		5	R	SC	3		
141414	Heidelberg Lioness	04/13/2020	Active	14	0	0	0	0.00%	14		10		2	N	P,T,M,SC	0		
5875	INTERCOURSE	02/28/1973	Active	16	2	1	1	6.67%	15	18	8	1	None		P,S,T,M,VP SC	12		
5876	JONESTOWN	11/04/1942	Active	10	1	0	1	11.11%	9		5		3	R	M,SC	0		
5877	LAFAYETTE	03/12/1947	Active	6	0	0	0	0.00%	6		0	1	None		P,S,T,M,VP SC	1		
5878	LANCASTER	03/01/1923	Active	37	3	4	-1	-2.63%	39	13	0			IP		0	\$100.00	



Club Health Assessment for District 14 D through March 2025

			Status	Membership							Reports					Finance		LCIF
Club Number	Club Name	Charter Date		Current Member Count	YTD Members Added	YTD Members Dropped	YTD Net Growth	YTD Net Growth%	Member Count 12 Months Ago	Avg. length of service for dropped members	Months Since Last MMR ***	Yrs. Since Last Officer Report	President Rotation	Vice President Reported ****	Months Since Last Activity Report ***	Account Balance	Donations for current Fiscal Year	
			Number of times on status quo within last two years	If below 15 members appears					If net loss is greater than 20% appears			If no report in 3 months appears in	When more than one year appears in	Number of repeat terms	Notes the officers that do not have an active	If no report at 12 months appears in red		
Exc Award (06/30/2023)																		
149726	Lancaster Historic	02/14/2022	Active	15	0	0	0	0.00%	15		12	1	None	P,S,T,M,VP SC	24+	90+ Days		
5880	LEBANON	05/27/1924	Active	46	2	3	-1	-2.13%	48	27	1			N	M,SC	7	\$1,000.00	
5881	LITITZ	01/16/1941	Active	53	2	5	-3	-5.36%	51	8	2				VP	0	\$125.00	
5882	MANHEIM	11/04/1925	Active	28	0	0	0	0.00%	28		6			N		1	\$1,000.00	
5883	MANHEIM TOWNSHIP	04/01/1957	Active	16	1	1	0	0.00%	16	1	1		2	N	M	0	\$550.00	
5885	MARIETTA	03/14/1932	Active	18	3	0	3	20.00%	15		2			N	M,SC	0		
5886	MILLERSVILLE	03/16/1932	Active	65	35	27	8	14.04%	59	7	0				VP	0	\$370.00	
Exc Award (06/30/2022, 06/30/2023, 06/30/20)																		
139591	Millersville Lioness	08/13/2019	Active	21	1	3	-2	-8.70%	24	3	3		6	N		0		
5887	MOUNT JOY	04/03/1945	Active	32	3	4	-1	-3.03%	37	12	0		None	N	P,M,SC	4	\$525.00	
Exc Award (06/30/2022, 06/30/2023)																		
5888	MOUNTVILLE	04/15/1947	Active	37	0	0	0	0.00%	38		9			N	SC	1		
Exc Award (06/30/2017, 06/30/2018, 06/30/20)																		
5889	MYERSTOWN	10/30/1950	Active	16	0	1	-1	-5.88%	18	21	3		2	R	M,SC	3		
5890	NEW HOLLAND	05/26/1925	Active	18	0	1	-1	-5.26%	18	1	6		2	N	M	1	\$1,000.00	
5894	PALMYRA AREA	01/12/1938	Active	17	2	8	-6	-26.09%	23	4	1			R	M,SC	1		
Exc Award (06/30/2021)																		
5895	PARADISE TOWNSHIP	02/27/1928	Active	23	0	1	-1	-4.17%	24	60	0		2	N		3		
5896	QUARRYVILLE	09/09/1926	Active	38	3	2	1	2.70%	38	3	3			N	T,M	5	\$200.00	
37920	SCHOENECK AREA L C	01/24/1980	Active	5	0	1	-1	-16.67%	6	19	7		2	R	M,SC	1		
5901	SOUTH LEBANON	03/20/1950	Active	12	0	0	0	0.00%	12		1	1	None		P,S,T,M,VP SC	5		
5902	STRASBURG	03/22/1932	Active	43	0	1	-1	-2.27%	44	1	2			N	SC	2	\$800.00	
5905	WAKEFIELD	04/28/1972	Active	66	0	1	-1	-1.49%	69	53	0			N	SC	2		
5908	WEST EARL	05/26/1939	Active	29	7	1	6	26.09%	23	43	5			N		8	\$1,050.00	
5911	WILLOW STREET	11/25/1946	Active	24	0	9	-9	-27.27%	34	24	3			N	M	0	\$1,245.00	
Exc Award (06/30/2022)																		



Club Health Assessment for District 14 D through March 2025

			Status								Membership								Reports				Finance		LCIF
Club Number	Club Name	Charter Date		Current Member Count	YTD Members Added	YTD Members Dropped	YTD Net Growth	YTD Net Growth%	Member Count 12 Months Ago	Avg. length of service for dropped members	Months Since Last MMR ***	Yrs. Since Last Officer Report	President Rotation	Vice President Reported ****	Months Since Last Activity Report ***	Account Balance	Donations for current Fiscal Year								
			Number of times on status quo within last two years	If below 15 members appears				If net loss is greater than 20% appears			If no report in 3 months appears in	When more than one year appears in	Number of repeat terms	Notes the officers that do not have an active	If no report at 12 months appears in red										
122260	Wilshire Hills Exc Award (06/30/2018)	05/19/2014	Active	8	0	1	-1	-11.11%	9	2	3		4	M,VP,SC	14										
Current Total Clubs Count	YTD New Clubs Count	YTD Cancelled Clubs Count	YTD Net Club Gain	Current Total Members Count	YTD Add	YTD Drop	YTD Net Growth	YTD Net Growth %	Member Count 12 Months Ago	Average Member Count Per Club	% of Clubs with less than 20 members	% No MMR in 3 Months	% No Officer Report in 12 Months	% of Clubs with balance 90+ days	Number of Clubs in Status Quo	% Status Quo Clubs in Financial Suspension	Number of Cancelled Clubs	Average Cancelled Club Age	Members Lost Due to Cancellation	% of Clubs Cancelled for Non-Financial Reasons					
42	1	0	1	1,206	125	95	30	2.55%	1,187	29	38%	48%	14%	5%	0	0%	0	0	0	0%					

* - P - Priority Club. Cancellation Reasons: 1-Objectives/conduct, 2-Non-active club, 5-Non-existing club, 6-Disbanding, 7-Merger, 8-Financial Suspension, 9-District/Multiple District Dues.

** - Abbreviation: P-President, S-Secretary, T-Treasurer, M-Member Chairperson, VP-First Vice President, MC-Communications Chairperson, SC-Service Chairperson

*** - Abbreviation: N/R - Never reported using the Lions Clubs website, N/A - Not applicable, No password registered for the Lions Clubs website.

**** - Abbreviation: N - New, IP - Immediate Past, R - Repeat.




Club Health Assessment for District 14 E through March 2025

			Status	Membership						Reports					Finance		LCIF
Club Number	Club Name	Charter Date		Current Member Count	YTD Members Added	YTD Members Dropped	YTD Net Growth	YTD Net Growth%	Member Count 12 Months Ago	Avg. length of service for dropped members	Months Since Last MMR ***	Yrs. Since Last Officer Report	President Rotation	Vice President Reported ****	Months Since Last Activity Report ***	Account Balance	Donations for current Fiscal Year
			Number of times on status quo within last two years	If below 15 members appears			If net loss is greater than 20% appears				If no report in 3 months appears in	When more than one year appears in	Number of repeat terms	Notes the officers that do not have an active	If no report at 12 months appears in red		
Clubs more than two years old																	
5912	ALLEGHENY TOWNSHIP	10/21/1952	Active	10	0	0	0	0.00%	10		1			P,M,VP,SC	0		
5913	ARNOLD	01/30/1942	Active	11	1	1	0	0.00%	11	20	4		2	T,VP,SC	24+		
5916	BUSHY RUN	01/21/1948	Active	35	0	1	-1	-2.78%	37	37	5			N	24+		\$50.00
5917	CHESTNUT RIDGE	05/14/1953	Active	24	0	1	-1	-4.00%	25	3	0		2	R	T,M,VP,SC	12	90+ Days
Exc Award (06/30/2020, 06/30/2021)																	
5918	DELMONT	10/09/1944	Active	37	2	2	0	0.00%	36	7	3			N	0		
Exc Award (06/30/2021, 06/30/2024)																	
5922	GREENSBURG EAST	08/12/1935	Active	12	1	0	1	9.09%	14		7			M,VP,SC	10		
5926	JEANNETTE	06/05/1940	Active(1)	6	0	0	0	0.00%	6		3		10	M,VP,SC	24+		
5927	LATROBE-DERRY	11/20/1940	Active	26	5	2	3	13.04%	23	39	3			R	M,VP,SC	18	
Exc Award (06/30/2023)																	
5928	LEVEL GREEN	12/27/1948	Active	36	2	2	0	0.00%	36	6	4			N	SC	1	\$50.00
5931	LOWER BURRELL CITY	06/01/1950	Active	26	0	0	0	0.00%	26		11		8	N	M,SC	16	
5933	MANOR	04/08/1948	Active	18	1	0	1	5.88%	16		2			VP	4		\$80.00
Exc Award (06/30/2023)																	
5934	MONESSEN	05/06/1948	Active	40	1	4	-3	-6.98%	44	13	3			N	M,SC	24+	\$3,000.00
Exc Award (06/30/2022)																	
5935	MOUNT PLEASANT TOWNSHIP	01/19/1948	Active	44	0	0	0	0.00%	45		3		5	R	M	24+	
5921	MURRYSVILLE	10/25/1951	Active	17	0	1	-1	-5.56%	18	29	1			N	SC	0	
5936	NEW ALEXANDRIA	05/13/1959	Active	48	0	0	0	0.00%	49		10		3	R	P,VP	3	\$50.00
Exc Award (06/30/2021, 06/30/2023)																	
5937	NEW FLORENCE	06/07/1950	Active	22	0	1	-1	-4.35%	22	4	6		14	R	SC	0	
Exc Award (06/30/2020)																	
5938	NEW KENSINGTON	03/08/1939	Active	13	0	0	0	0.00%	13		19		8		M,VP,SC	0	
5939	NORWIN	04/28/1955	Active	35	3	0	3	9.38%	32		0		3	R	M,VP,SC	1	



Club Health Assessment for District 14 E through March 2025

			Status	Membership							Reports					Finance	LCIF	
Club Number	Club Name	Charter Date		Current Member Count	YTD Members Added	YTD Members Dropped	YTD Net Growth	YTD Net Growth%	Member Count 12 Months Ago	Avg. length of service for dropped members	Months Since Last MMR ***	Yrs. Since Last Officer Report	President Rotation	Vice President Reported ****	Months Since Last Activity Report ***	Account Balance	Donations for current Fiscal Year	
			Number of times on status quo within last two years	If below 15 members appears				If net loss is greater than 20% appears			If no report in 3 months appears	When more than one year appears in	Number of repeat terms	Notes the officers that do not have an active	If no report at 12 months red			
5940	ROSTRAVER TWSP	04/23/1953	Active	45	0	0	0	0.00%	45		8			N	P	1		\$2,742.00
	Exc Award (06/30/2022)																	
129392	Scottsdale Centennial	11/22/2016	Active	7	0	0	0	0.00%	7		13		None	P,S,T,M,VP SC	24+	90+ Days		
5923	SEWICKLEY AREA L C	02/19/1946	Active	9	0	0	0	0.00%	9		12		4	VP	7			
61240	SLICKVILLE	11/13/1998	Active	40	3	1	2	5.26%	38	39	3		2	M,VP	0			
	Exc Award (06/30/2016)																	
5946	TRAFFORD	06/05/1945	Active(1)	6	0	0	0	0.00%	6		17		5	VP,SC	24+	90+ Days		
5948	VANDERGRIFT	05/22/1940	Active	23	0	0	0	0.00%	24		10		2	T	0			
65280	WASHINGTON BELL	04/29/2002	Active	11	0	2	-2	-15.38%	13	16	8		10	N	M,VP,SC	N/R		
5949	WEST NEWTON	04/13/1945	Active	23	0	0	0	0.00%	26		10		13	VP,SC	5		\$50.00	
5950	YOUNGWOOD	07/16/1940	Active	39	4	0	4	11.43%	36		3		4	R	5		\$1,000.00	
	Exc Award (06/30/2022, 06/30/2023)																	
5951	YUKON	09/10/1945	Active	25	1	0	1	4.17%	24		4		5	R	P,T	21		

Clubs Cancelled Previous Fiscal Year – Clubs Cancelled within last 12 months may be reinstated

Club Number		Club Name		Charter Date		Current Status*		Cancellation Date												
5941		EAST HUNTINGDON TOWNSHIP		03/01/1949		Cancelled(6*)		12/29/2023												
Current Total Clubs Count	YTD New Clubs Count	YTD Cancelled Clubs Count	YTD Net Club Gain	Current Total Members Count	YTD Add	YTD Drop	YTD Net Growth	YTD Net Growth %	Member Count 12 Months Ago	Average Member Count Per Club	% of Clubs with less than 20 members	% No MMR in 3 Months	% No Officer Report in 12 Months	% of Clubs with balance 90+ days	Number of Clubs in Status Quo	% Status Quo Clubs in Financial Suspension	Number of Cancelled Clubs	Average Cancelled Club Age	Members Lost Due to Cancellation	% of Clubs Cancelled for Non-Financial Reasons
28	0	0	0	688	24	18	6	0.88%	691	25	39%	82%	0%	11%	0	0%	0	0	0	0%

* - P - Priority Club. Cancellation Reasons: 1-Objectives/conduct, 2-Non-active club, 5-Non-existing club, 6-Disbanding, 7-Merger, 8-Financial Suspension, 9-District/Multiple District Dues.

** - Abbreviation: P-President, S-Secretary, T-Treasurer, M-Member Chairperson, VP-First Vice President, MC-Communications Chairperson, SC-Service Chairperson

*** - Abbreviation: N/R - Never reported using the Lions Clubs website, N/A - Not applicable, No password registered for the Lions Clubs website.

**** - Abbreviation: N - New, IP - Immediate Past, R - Repeat.



Club Health Assessment for District 14 F through March 2025

Club Number	Club Name	Charter Date	Status	Membership							Reports					Finance	LCIF
				Current Member Count	YTD Members Added	YTD Members Dropped	YTD Net Growth	YTD Net Growth%	Member Count 12 Months Ago	Avg. length of service for dropped members	Months Since Last MMR ***	Yrs. Since Last Officer Report	President Rotation	Vice President Reported ****	Months Since Last Activity Report ***	Account Balance	Donations for current Fiscal Year
			Number of times on status quo within last two years	If below 15 members appears				If net loss is greater than 20% appears			If no report in 3 months appears	When more than one year appears in	Number of repeat terms	Notes the officers that do not have an active	If no report at 12 months red		
Clubs more than two years old																	
5952	ALBION AREA	05/27/1947	Active	25	1	3	-2	-7.41%	27	4	0		3	R	M,SC	17	
5993	BRADFORD AREA	10/08/1952	Active	29	0	2	-2	-6.45%	31	8	2		2	N	VP,SC	0	
141293	Bradford Community Pride	04/07/2020	Active	29	0	8	-8	-21.62%	35	3	3		2	N		6	
Exc Award (06/30/2021, 06/30/2022, 06/30/2023)																	
48416	CENTERVILLE	04/18/1988	Active	31	5	0	5	19.23%	15		5		8		M,VP,SC	15	
Exc Award (06/30/2024)																	
5954	CLINTONVILLE	10/20/1955	Active	28	0	1	-1	-3.45%	29	11	1		4		VP,SC	14	
5956	COMMODORE PERRY	10/04/1955	Active	40	1	6	-5	-11.11%	44	16	1				P,VP,SC	5	\$100.00
42273	CONNEAUT LAKE	02/28/1983	Active	21	0	0	0	0.00%	21		10			IP	T,M,VP,SC	3	
Exc Award (06/30/2016)																	
35535	CRANBERRY AREA L C	05/08/1978	Active	25	2	2	0	0.00%	25	13	6				P,VP,SC	3	
5958	ERIE	05/19/1922	Active	32	6	5	1	3.23%	32	21	0		4		VP,SC	3	
5962	FARRELL	04/09/1929	Active	16	0	0	0	0.00%	18		10		7		P,M,VP,SC	6	
5964	FREDONIA	06/02/1948	Active	43	2	4	-2	-4.44%	45	15	0		2	R	T,M,VP,SC	4	\$1,120.00
Exc Award (06/30/2018, 06/30/2023)																	
5959	GREENE TOWNSHIP L C	06/04/1952	Active(1)	24	0	2	-2	-7.69%	26	33	1				M,VP,SC	3	
Exc Award (06/30/2023)																	
5965	GREENVILLE	11/25/1927	Active	56	1	3	-2	-3.45%	58	18	2			N		4	
107865	HERMITAGE	03/25/2010	Active	18	0	2	-2	-10.00%	20	4	2		3		M,VP,SC	7	\$600.00
5967	JAMESTOWN	05/11/1948	Active	52	6	1	5	10.64%	46	3	2			N	P,M,SC	1	\$21,100.00
Exc Award (06/30/2024)																	
5968	KANE	06/15/1954	Active	42	0	5	-5	-10.64%	43	26	1			N	P,T,VP,SC	2	
Exc Award (06/30/2024)																	
5970	LAWRENCE PARK EAST LAKE SHORE	05/26/1947	Active	5	0	0	0	0.00%	6		10		5	R	SC	21	
Exc Award (06/30/2018)																	
5971	MEADVILLE	03/25/1924	Active	49	1	8	-7	-12.50%	55	17	0		3	N	T,SC	6	\$1,100.00



Club Health Assessment for District 14 F through March 2025

			Status	Membership							Reports					Finance		LCIF
Club Number	Club Name	Charter Date		Current Member Count	YTD Members Added	YTD Members Dropped	YTD Net Growth	YTD Net Growth%	Member Count 12 Months Ago	Avg. length of service for dropped members	Months Since Last MMR ***	Yrs. Since Last Officer Report	President Rotation	Vice President Reported ****	Months Since Last Activity Report ***	Account Balance	Donations for current Fiscal Year	
			Number of times on status quo within last two years	If below 15 members appears				If net loss is greater than 20% appears			If no report in 3 months appears in	When more than one year appears in	Number of repeat terms	Notes the officers that do not have an active	If no report at 12 months appears in red			
Exc Award (06/30/2016, 06/30/2017, 06/30/2020)			Active	23	2	1	1	4.55%	24	2	1			N	SC	0		\$300.00
125245	North East	06/24/2015																
Exc Award (06/30/2023)			Active	19	0	1	-1	-5.00%	19	8	0		11		M,VP,SC	11		
5975	OTTO TOWNSHIP	09/25/1952																
147625	Pine Grove Lioness	08/19/2021	Active	12	0	0	0	0.00%	12		13		4		M,VP,SC	N/R		\$300.00
5976	PINE GROVE TOWNSHIP	01/21/1957	Active	15	3	2	1	7.14%	14	34	0		2		M,VP,SC	24+		
49673	PORT ALLEGANY	06/19/1989	Active(1)	10	2	3	-1	-9.09%	11	1	0		3		VP,SC	18	90+ Days	
5980	SHEFFIELD	06/29/1953	Active	19	0	0	0	0.00%	19		9				P,M,VP,SC	4		
5981	SMETHPORT	09/25/1951	Active	9	1	0	1	12.50%	8		2		7		P,M,VP,SC	5	\$350.00	
5983	STONEBORO	04/19/1948	Active	19	0	3	-3	-13.64%	22	26	3		8		T,M,VP,SC	3		
5984	SUMMIT	12/19/1956	Active	13	0	2	-2	-13.33%	15	23	3			R	VP	1		\$203.00
5985	TIDIOUTE	05/15/1965	Cancelled(8*)	1	0	11	-11	-91.67%	14	16	0		None		P,S,T,M,VP SC	24+		
5986	TIONESTA	06/26/1939	Active	34	2	5	-3	-8.11%	39	10	5			N	M,SC	1		\$100.00
Exc Award (06/30/2018)			Active															
5987	TITUSVILLE	06/08/1939			11	1	0	1	10.00%	10		7		4		VP,SC	17	
5988	TOWNVILLE	03/22/1948	Active	29	3	0	3	11.54%	26		0		2	N	SC	0		
5989	UNION CITY	06/13/1939	Active	36	0	0	0	0.00%	34		8		2	R	P,M,SC	6		
5991	WARREN	09/29/1923	Active	40	0	0	0	0.00%	40		0			IP	T,SC	18		
Exc Award (06/30/2018)			Active															
5992	WATERFORD	01/26/1954			27	0	1	-1	-3.57%	29	10	6			N		6	90+ Days
141415	Waterford Lioness	04/02/2020	Active(1)	9	0	0	0	0.00%	9		13		3		M,VP,SC	15		
122733	West County Lions	07/11/2014	Active	12	0	0	0	0.00%	12		9			IP	M,SC	16		

Clubs Cancelled Previous Fiscal Year – Clubs Cancelled within last 12 months may be reinstated

Club Number	Club Name	Charter Date	Current Status*	Cancellation Date
36870	MARIENVILLE AREA L C	04/09/1979	Cancelled(6*)	06/29/2024



Club Health Assessment for District 14 F through March 2025

			Status							Membership					Reports					Finance		LCIF	
Club Number	Club Name	Charter Date								Current Member Count	YTD Members Added	YTD Members Dropped	YTD Net Growth	YTD Net Growth%	Member Count 12 Months Ago	Avg. length of service for dropped members	Months Since Last MMR ***	Yrs. Since Last Officer Report	President Rotation	Vice President Reported ****	Months Since Last Activity Report ***	Account Balance	Donations for current Fiscal Year
			Number of times on status quo within last two years							If below 15 members appears				If net loss is greater than 20% appears			If no report in 3 months appears in	When more than one year appears in	Number of repeat terms	Notes the officers that do not have an active	If no report at 12 months appears in red		
Current Total Clubs Count	YTD New Clubs Count	YTD Cancelled Clubs Count	YTD Net Club Gain	Current Total Members Count	YTD Add	YTD Drop	YTD Net Growth	YTD Net Growth %	Member Count 12 Months Ago	Average Member Count Per Club	% of Clubs with less than 20 members	% No MMR in 3 Months	% No Officer Report in 12 Months	% of Clubs with balance 90+ days	Number of Clubs in Status Quo	% Status Quo Clubs in Financial Suspension	Number of Cancelled Clubs	Average Cancelled Club Age	Members Lost Due to Cancellation	% of Clubs Cancelled for Non-Financial Reasons			
35	0	1	-1	903	39	81	-42	-4.44%	933	26	40%	46%	0%	6%	0	0%	1	105	11	0%			

* - P - Priority Club. Cancellation Reasons: 1-Objectives/conduct, 2-Non-active club, 5-Non-existing club, 6-Disbanding, 7-Merger, 8-Financial Suspension, 9-District/Multiple District Dues.


** - Abbreviation: P-President, S-Secretary, T-Treasurer, M-Member Chairperson, VP-First Vice President, MC-Communications Chairperson, SC-Service Chairperson

*** - Abbreviation: N/R - Never reported using the Lions Clubs website, N/A - Not applicable, No password registered for the Lions Clubs website.

**** - Abbreviation: N - New, IP - Immediate Past, R - Repeat.



Club Health Assessment for District 14 G through March 2025

			Status	Membership							Reports					Finance	LCIF
Club Number	Club Name	Charter Date		Current Member Count	YTD Members Added	YTD Members Dropped	YTD Net Growth	YTD Net Growth%	Member Count 12 Months Ago	Avg. length of service for dropped members	Months Since Last MMR ***	Yrs. Since Last Officer Report	President Rotation	Vice President Reported ****	Months Since Last Activity Report ***	Account Balance	Donations for current Fiscal Year
			Number of times on status quo within last two years	If below 15 members appears				If net loss is greater than 20% appears			If no report in 3 months appears in	When more than one year appears in	Number of repeat terms	Notes the officers that do not have an active	If no report at 12 months red		
Clubs less than two years old																	
156406	Allenwood Area	12/07/2023	Active	19	3	2	1	5.56%	18	1	0		2	R SC	0		\$25.00
Clubs more than two years old																	
5995	BELLEFONTE	04/01/1949	Active	40	2	1	1	2.56%	37	26	0			N T,SC	1		\$2,000.00
43009	BENTON	09/21/1983	Active	32	1	0	1	3.23%	35		4		2	T,M,VP,SC	0		\$1,482.00
Exc Award (06/30/2023, 06/30/2024)																	
5997	BIG POND	03/06/1952	Active	8	0	0	0	0.00%	8		7		2	P,M,VP,SC	16		
5999	CANTON	03/16/1954	Active	32	2	0	2	6.67%	28		1			N M,SC	0		
41003	CATAWISSA VALLEY	03/30/1982	Active	23	4	0	4	21.05%	21		0		9	M,VP,SC	0		
6000	CENTRE HALL	01/22/1942	Active	34	3	1	2	6.25%	32	0	2			N M,SC	0		\$100.00
Exc Award (06/30/2023, 06/30/2024)																	
47775	COUDERSPORT & AREA	10/19/1987	Active	19	2	0	2	11.76%	18		3		3	M,VP,SC	0		\$100.00
6003	DUSHORE	02/23/1943	Active	42	1	3	-2	-4.55%	46	19	1			N	20		
43717	EAGLES MERE LAPORTE	04/03/1984	Active	59	8	9	-1	-1.67%	59	10	0		3	N	0		
6005	FERGUSON TOWNSHIP	11/10/1949	Active	31	2	2	0	0.00%	32	18	0		2	R M,SC	0		\$1,000.00
6006	HARRIS TOWNSHIP	03/10/1952	Active	55	2	4	-2	-3.51%	56	13	2			N	5		\$1,100.00
Exc Award (06/30/2021, 06/30/2022, 06/30/2024)																	
32199	HOWARD AREA L C	05/05/1976	Active	97	12	4	8	8.99%	89	29	0			N M,VP,SC	0		
6008	JERSEY SHORE	01/23/1951	Active	43	0	3	-3	-6.52%	50	17	0		2	R	0		
Exc Award (06/30/2018)																	
142635	Jersey Shore Area Lioness	08/20/2020	Active	34	2	1	1	3.03%	33	2	2			M,VP,SC	3		\$100.00
134144	Kulpmont Centennial	03/30/2018	Active	6	0	2	-2	-25.00%	8	6	8		7	M,VP,SC	24+	90+ Days	
6010	LEWISBURG	05/21/1924	Active(2)	8	0	0	0	0.00%	8		8		4	S,M,VP,SC	24+		
6011	LOCK HAVEN	12/04/1941	Active	20	1	0	1	5.26%	19		2			N P,SC	1		\$200.00
6012	LOYALSOCK TOWNSHIP	10/31/1958	Active	8	0	0	0	0.00%	8		7		13	T,M,VP,SC	24+		
6013	LYCOMING CREEK	05/11/1954	Cancelled(8*)	0	0	7	-7	-100.00%	7	5	3		None	P,S,T,M,VP SC	24+	90+ Days	



Club Health Assessment for District 14 G through March 2025

Club Number	Club Name	Charter Date	Status	Membership							Reports					Finance	LCIF
				Current Member Count	YTD Members Added	YTD Members Dropped	YTD Net Growth	YTD Net Growth%	Member Count 12 Months Ago	Avg. length of service for dropped members	Months Since Last MMR ***	Yrs. Since Last Officer Report	President Rotation	Vice President Reported ****	Months Since Last Activity Report ***	Account Balance	Donations for current Fiscal Year
			Number of times on status quo within last two years	If below 15 members appears				If net loss is greater than 20% appears			If no report in 3 months appears in	When more than one year appears in	Number of repeat terms	Notes the officers that do not have appears in an active	If no report at 12 months red		
6014	MANSFIELD	09/04/1940	Active	41	5	1	4	10.81%	37	35	1		3	R	1		\$1,000.00
	Exc Award (06/30/2018)																
6017	MILESBURG	04/25/1949	Active	53	10	1	9	20.45%	43	4	0		2	R	M	1	\$1,500.00
	Exc Award (06/30/2024)																
107204	MILL HALL AREA	01/07/2010	Active	12	0	0	0	0.00%	12		8		7		VP,SC	3	90+ Days
6018	MILLHEIM	03/12/1940	Active	22	0	2	-2	-8.33%	28	31	2				M,VP,SC	24+	
42945	MILLVILLE	07/25/1983	Active	10	0	1	-1	-9.09%	11	23	7		6		P,M,VP,SC	18	
6019	MILTON	10/17/1938	Active	27	2	5	-3	-10.00%	29	14	0			N	SC	3	\$500.00
6020	MONTGOMERY	11/08/1955	Active	30	1	0	1	3.45%	29		4		None		P,T,M,VP,SC	0	
6021	MONTOURSVILLE	04/08/1952	Active	18	1	1	0	0.00%	18	4	2		4		M,VP,SC	24+	
6022	MT CARMEL	05/01/1944	Active	28	0	0	0	0.00%	28		2		2		P,M,VP,SC	24+	
39999	MUNCY AREA L C	06/05/1981	Active	19	0	3	-3	-13.64%	23	7	1		2	R	M,SC	2	
132592	Northern Tioga County Centennial	09/07/2017	Active	13	1	1	0	0.00%	20	6	3		2		M,VP,SC	0	\$250.00
	Exc Award (06/30/2021, 06/30/2024)																
41468	PATTON TWP L C	06/29/1982	Active	14	1	2	-1	-6.67%	15	25	1			N	M,SC	0	
6027	PICTURE ROCKS	10/17/1955	Active	20	0	1	-1	-4.76%	22	40	6		3	N	T,M,SC	0	\$2,000.00
39679	PLEASANT GAP & AREA	04/06/1981	Active	26	1	2	-1	-3.70%	27	35	0				M,VP,SC	5	\$50.00
144345	Pleasant Gap Area Lioness	12/22/2020	Active	19	2	0	2	11.76%	18		2		2	R	M,SC	2	
64588	RAUCHTOWN-NIPPENOSE VALLEY	07/20/2001	Active	22	1	6	-5	-18.52%	26	8	0		5	R	T,M,VP,SC	0	\$1,000.00
6028	SAYRE ATHENS	01/08/1926	Active	11	2	2	0	0.00%	11	46	2		7		P,M,VP,SC	6	
146157	Sayre-Athens Lioness	05/24/2021	Active	18	3	0	3	20.00%	16		4		2		M,VP,SC	1	
33266	SHAMOKIN AREA L C	01/27/1977	Active	8	0	0	0	0.00%	11		7		6	R	M,SC	24+	
6030	SNOW SHOE	06/12/1946	Active	28	0	0	0	0.00%	28		7		2		P,M,VP,SC	17	\$350.00
6031	SOUTH CREEK	03/10/1952	Active	31	0	0	0	0.00%	31		11		5	R	S,SC	1	90+ Days
6033	SOUTH WILLIAMSPORT	03/14/1946	Active	37	4	3	1	2.78%	36	24	0			N	M,SC	2	



Club Health Assessment for District 14 G through March 2025

Club Number	Club Name	Charter Date	Status	Membership							Reports					Finance	LCIF
				Current Member Count	YTD Members Added	YTD Members Dropped	YTD Net Growth	YTD Net Growth%	Member Count 12 Months Ago	Avg. length of service for dropped members	Months Since Last MMR ***	Yrs. Since Last Officer Report	President Rotation	Vice President Reported ****	Months Since Last Activity Report ***	Account Balance	Donations for current Fiscal Year
			Number of times on status quo within last two years	If below 15 members appears				If net loss is greater than 20% appears			If no report in 3 months appears	When more than one year appears in	Number of repeat terms	Notes the officers that do not have an active	If no report at 12 months appears in red		
33652	SUGAR VALLEY L C	04/05/1977	Active	28	6	1	5	21.74%	23	7	2			N	P,M,SC	0	
6036	SYLVANIA	01/20/1954	Active	30	0	1	-1	-3.23%	31	49	0		2	N	SC	0	\$3,000.00
6038	TOWANDA	08/29/1929	Active	15	0	1	-1	-6.25%	16	21	0				M,VP,SC	0	\$1,500.00
6039	TROY	04/28/1939	Active	71	4	4	0	0.00%	73	25	1		2	R	T,SC	1	
41313	TURBOTVILLE & AREA	05/04/1982	Active	62	1	1	0	0.00%	62	13	2			N	SC	0	
6040	WARRENSVILLE AREA L C	05/06/1969	Active	14	0	0	0	0.00%	14		0			N	P,SC	1	
6041	WATSONTOWN	09/25/1947	Active	17	1	0	1	6.25%	17		4		3	N	M,SC	4	\$1,020.00
135357	Watson town Centennial Lioness	06/21/2018	Active	15	2	3	-1	-6.25%	18	1	1		3	R	M,SC	11	
6042	WELLSBORO	10/21/1929	Active	22	3	0	3	15.79%	21		0			N	M	0	\$1,000.00
40414	WELLS-JACKSON L C	10/05/1981	Active	29	3	0	3	11.54%	26		0			N	SC	1	
6043	WILLIAMSPORT	08/28/1923	Active	12	0	1	-1	-7.69%	13	35	7		2		M,VP,SC	1	
6044	WILLIAMSPORT NEWBERRY	01/20/1942	Active	19	0	0	0	0.00%	19		7		3		VP,SC	24+	
29205	WYALUSING	04/30/1974	Active	47	5	0	5	11.90%	37		0			N	M	0	

Clubs Cancelled Previous Fiscal Year – Clubs Cancelled within last 12 months may be reinstated

Club Number	Club Name	Charter Date	Current Status*	Cancellation Date
132614	Danville Centennial	09/12/2017	Cancelled(6*)	07/29/2023
45402	MILLMONT WEST UNION AREA	10/18/1985	Cancelled(8*)	12/29/2023
141318	Williamsport Sight Services	04/02/2020	Cancelled(8*)	12/29/2023

Current Total Clubs Count	YTD New Clubs Count	YTD Cancelled Clubs Count	YTD Net Club Gain	Current Total Members Count	YTD Add	YTD Drop	YTD Net Growth	YTD Net Growth %	Member Count 12 Months Ago	Average Member Count Per Club	% of Clubs with less than 20 members	% No MMR in 3 Months	% No Officer Report in 12 Months	% of Clubs with balance 90+ days	Number of Clubs in Status Quo	% Status Quo Clubs in Financial Suspension	Number of Cancelled Clubs	Average Cancelled Club Age	Members Lost Due to Cancellation	% of Clubs Cancelled for Non-Financial Reasons
54	0	1	-1	1,498	104	82	22	1.49%	1,501	28	41%	33%	0%	6%	0	0%	1	118	7	-200%



Club Health Assessment for District 14 G through March 2025

			Status	Membership							Reports					Finance	LCIF
Club Number	Club Name	Charter Date		Current Member Count	YTD Members Added	YTD Members Dropped	YTD Net Growth	YTD Net Growth%	Member Count 12 Months Ago	Avg. length of service for dropped members	Months Since Last MMR ***	Yrs. Since Last Officer Report	President Rotation	Vice President Reported ****	Months Since Last Activity Report ***	Account Balance	Donations for current Fiscal Year
			Number of times on status quo within last two years	If below 15 members appears				If net loss is greater than 20% appears			If no report in 3 months appears in	When more than one year appears in	Number of repeat terms	Notes the officers that do not have an active	If no report at 12 months appears in red		

* - P - Priority Club. Cancellation Reasons: 1-Objectives/conduct, 2-Non-active club, 5-Non-existing club, 6-Disbanding, 7-Merger, 8-Financial Suspension, 9-District/Multiple District Dues.
** - Abbreviation: P-President, S-Secretary, T-Treasurer, M-Member Chairperson, VP-First Vice President, MC-Communications Chairperson, SC-Service Chairperson
*** - Abbreviation: N/R - Never reported using the Lions Clubs website, N/A - Not applicable, No password registered for the Lions Clubs website.
**** - Abbreviation: N - New, IP - Immediate Past, R - Repeat.




Club Health Assessment for District 14 H through March 2025

Club Number	Club Name	Charter Date	Status	Membership							Reports					Finance	LCIF
				Current Member Count	YTD Members Added	YTD Members Dropped	YTD Net Growth	YTD Net Growth%	Member Count 12 Months Ago	Avg. length of service for dropped members	Months Since Last MMR ***	Yrs. Since Last Officer Report	President Rotation	Vice President Reported ****	Months Since Last Activity Report ***	Account Balance	Donations for current Fiscal Year
			Number of times on status quo within last two years	If below 15 members appears				If net loss is greater than 20% appears			If no report in 3 months appears in	When more than one year appears in	Number of repeat terms	Notes the officers that do not have an active	If no report at 12 months red		
Clubs more than two years old																	
6045	ABINGTON	12/13/1949	Active	27	0	2	-2	-6.90%	29	19	3		3	R	M,SC	4	\$170.00
30560	BENTON TOWNSHIP	04/16/1975	Active	14	0	0	0	0.00%	14		0	1	None		P,S,T,M,VP SC	24+	90+ Days
6051	BLAKELY PECKVILLE	11/06/1953	Active	11	1	1	0	0.00%	12	8	1		13		M,VP,SC	24+	
6056	DALTON	07/13/1939	Active	11	2	1	1	10.00%	10	2	5		2		P,T,M,VP,SC	24+	90+ Days
6059	DUNMORE	03/31/1952	Active(1)	25	5	2	3	13.64%	22	28	0		2	R	M,SC	15	\$65.00
Exc Award (06/30/2018)																	
107792	EYNON ARCHBALD	03/11/2010	Active	67	2	14	-12	-15.19%	79	8	1		4		S,T,M,VP,SC	24+	\$100.00
Exc Award (06/30/2018)																	
35149	FALLS	03/21/1978	Active(1)	43	0	0	0	0.00%	43		11	1	None		P,S,T,M,VP SC	18	90+ Days
Exc Award (06/30/2021)																	
6064	FOREST CITY	01/31/1948	Active	18	3	0	3	20.00%	15		3			N	M,SC	24+	
6071	HAWLEY LAKE	03/31/1972	Active	10	1	3	-2	-16.67%	12	18	1		2		M,VP,SC	23	\$1,020.00
WALLENPAUPACK																	
6073	HONESDALE	03/20/1925	Active	61	3	2	1	1.67%	62	28	0		2	R	M,SC	N/R	\$128.00
6074	JEFFERSON TOWNSHIP	10/18/1961	Active	24	0	6	-6	-20.00%	30	21	3		2	R	SC	24+	\$60.00
Exc Award (06/30/2018)																	
6076	JERMYN	12/14/1943	Cancelled(8*)	0	0	9	-9	-100.00%	9	23	7		None		P,S,T,M,VP SC	24+	90+ Days
36689	JESSUP	03/06/1979	Active	16	2	0	2	14.29%	14		8		13	N	M,VP,SC	8	\$28.00
6078	LAKE ARIEL	05/28/1953	Active	16	1	1	0	0.00%	16	2	0		None		P,T,M,VP,SC	24+	\$28.00
6082	MAYFIELD	05/12/1961	Active	15	0	0	0	0.00%	15		11		10	R	P,T,M,VP,SC	0	\$40.00
6083	MINISINK	09/11/1951	Active	24	3	0	3	14.29%	20		4			R	VP	24+	\$42.00
36690	MINOOKA	03/20/1979	Active	33	0	3	-3	-8.33%	36	31	4		3		P,S,T,M,VP SC	24+	90+ Days
6084	MONTROSE	09/19/1947	Active	34	4	3	1	3.03%	33	2	0			N	SC	24+	\$72.00
6089	OLD FORGE	06/17/1947	Active	19	1	0	1	5.56%	18		6		2		T,M,VP,SC	24+	90+ Days
6090	OLYPHANT	08/15/1951	Active	27	1	0	1	3.85%	26		8		13	N	P,M,SC	24+	\$77.00
6095	SCOTT TOWNSHIP	07/30/1952	Active	32	5	4	1	3.23%	31	7	0		2	N	P,T,M,VP,SC	2	\$66.00



Club Health Assessment for District 14 H through March 2025

			Status	Membership						Reports					Finance	LCIF	
Club Number	Club Name	Charter Date		Current Member Count	YTD Members Added	YTD Members Dropped	YTD Net Growth	YTD Net Growth%	Member Count 12 Months Ago	Avg. length of service for dropped members	Months Since Last MMR ***	Yrs. Since Last Officer Report	President Rotation	Vice President Reported ****	Months Since Last Activity Report ***	Account Balance	Donations for current Fiscal Year
			Number of times on status quo within last two years	If below 15 members appears				If net loss is greater than 20% appears			If no report in 3 months appears in	When more than one year appears in	Number of repeat terms	Notes the officers that do not have an active	If no report at 12 months appears in red		
6096	SCRANTON	04/24/1923	Active	19	1	0	1	5.56%	18		2		2	R	M,SC	24+	\$44.00
37543	SOUTH ABINGTON	09/26/1979	Active	6	0	0	0	0.00%	6		1				M,VP,SC	1	\$193.00
	Exc Award (06/30/2021)																
6098	STONE BRIDGE	01/16/1948	Active	21	3	0	3	16.67%	22		1		3	R	M,SC	24+	\$40.00
6100	TAYLOR	11/15/1954	Active	15	0	2	-2	-11.76%	20	40	0		4	N	M,SC	9	90+ Days \$200.00
49625	TUNKHANNOCK	06/20/1989	Active	21	0	0	0	0.00%	22		10		None		P,M,VP,SC	24+	90+ Days \$44.00
6106	WAYMART	10/22/1946	Active	18	0	0	0	0.00%	18		26		None		P,S,T,M,VP SC	24+	90+ Days

Clubs Cancelled Previous Fiscal Year – Clubs Cancelled within last 12 months may be reinstated

Club Number	Club Name	Charter Date	Current Status*	Cancellation Date
6094	RANSOM TWP L C	10/05/1971	Cancelled(6*)	04/29/2024

Current Total Clubs Count	YTD New Clubs Count	YTD Cancelled Clubs Count	YTD Net Club Gain	Current Total Members Count	YTD Add	YTD Drop	YTD Net Growth	YTD Net Growth %	Member Count 12 Months Ago	Average Member Count Per Club	% of Clubs with less than 20 members	% No MMR in 3 Months	% No Officer Report in 12 Months	% of Clubs with balance 90+ days	Number of Clubs in Status Quo	% Status Quo Clubs in Financial Suspension	Number of Cancelled Clubs	Average Cancelled Club Age	Members Lost Due to Cancellation	% of Clubs Cancelled for Non-Financial Reasons
26	0	1	-1	627	38	53	-15	-2.34%	652	24	50%	50%	8%	31%	0	0%	1	133	9	0%

* - P - Priority Club. Cancellation Reasons: 1-Objectives/conduct, 2-Non-active club, 5-Non-existing club, 6-Disbanding, 7-Merger, 8-Financial Suspension, 9-District/Multiple District Dues.

** - Abbreviation: P-President, S-Secretary, T-Treasurer, M-Member Chairperson, VP-First Vice President, MC-Communications Chairperson, SC-Service Chairperson

*** - Abbreviation: N/R - Never reported using the Lions Clubs website, N/A - Not applicable, No password registered for the Lions Clubs website.

**** - Abbreviation: N - New, IP - Immediate Past, R - Repeat.



Club Health Assessment for District 14 J through March 2025

			Status	Membership							Reports					Finance		LCIF
Club Number	Club Name	Charter Date		Current Member Count	YTD Members Added	YTD Members Dropped	YTD Net Growth	YTD Net Growth%	Member Count 12 Months Ago	Avg. length of service for dropped members	Months Since Last MMR ***	Yrs. Since Last Officer Report	President Rotation	Vice President Reported ****	Months Since Last Activity Report ***	Account Balance	Donations for current Fiscal Year	
			Number of times on status quo within last two years	If below 15 members appears				If net loss is greater than 20% appears			If no report in 3 months appears in	When more than one year appears in	Number of repeat terms	Notes the officers that do not have an active	If no report at 12 months appears in red			
Clubs more than two years old																		
37213	ADAMS TOWNSHIP AREA L C	06/25/1979	Active	46	1	3	-2	-4.17%	48	3	0			M,VP,SC	15		\$540.00	
6114	BENNETTS VALLEY	05/22/1952	Active	39	1	0	1	2.63%	39		4			R SC	7		\$1,297.50	
Exc Award (06/30/2023, 06/30/2024)																		
6117	BROOKVILLE	01/25/1950	Active(1)	12	0	0	0	0.00%	12		16		4	T,M,VP,SC	24+	90+ Days		
124303	Central Cambria Area	03/05/2015	Active(2)	14	0	0	0	0.00%	15		3		3	M,VP,SC	24+	90+ Days		
6118	CLEARFIELD	06/22/1942	Active(2)	11	0	2	-2	-15.38%	13	37	3		9	M,VP,SC	N/R	90+ Days		
6119	COALPORT	06/30/1954	Active(2)	11	1	1	0	0.00%	10	0	3		6	N SC	24+		\$15.00	
6120	CONEMAUGH VALLEY	02/21/1949	Active	19	0	0	0	0.00%	19		21		4	R M,VP,SC	17			
6121	CRESSON	03/27/1946	Active	38	1	1	0	0.00%	38	1	7		3	R M,VP,SC	24+		\$400.00	
6122	CURWENSVILLE	06/08/1951	Cancelled(6*)	0	0	14	-14	-100.00%	14	32	6	1	None	P,S,T,M,VP SC	24+	90+ Days		
6123	DU BOIS	07/16/1942	Active	27	0	3	-3	-10.00%	31	3	0		4	VP,SC	9		\$100.00	
6126	FERNDAL	06/27/1955	Active	8	0	3	-3	-27.27%	11	29	6			N M,VP,SC	24+			
6127	FOX TOWNSHIP	06/02/1961	Active(1)	17	17	0	17	100.00%	17		0		14	M,VP,SC	24+			
6128	GALLITZIN	10/28/1946	Active	17	0	1	-1	-5.56%	18	12	3		2	R M,SC	4			
6129	GEISTOWN AND RICHLAND	02/09/1948	Active	32	1	0	1	3.23%	33		1		3	R M,VP,SC	0		\$127.50	
6131	GRAMPIAN	02/25/1954	Active	45	6	3	3	7.14%	40	12	3			N M,SC	12		\$54.00	
39518	HORTON-BROCKWAY AREA L C	03/04/1981	Active	71	2	0	2	2.90%	74		4			IP T,SC	24+	90+ Days		
6133	HOUTZDALE	05/18/1954	Active	24	2	4	-2	-7.69%	30	17	2			N SC	4			
6134	INDIANA	07/23/1929	Active	27	4	6	-2	-6.90%	29	22	1		10	M,VP,SC	24+			
6136	JOHNSTOWN WEST END	03/16/1971	Active	29	0	0	0	0.00%	29		2		2	N T,M,SC	24+		\$172.50	
6138	MARION CENTER AREA L C	08/26/1970	Active	13	1	6	-5	-27.78%	18	32	2			IP T,M,SC	17			
6140	PLUMVILLE	10/11/1950	Active	15	0	0	0	0.00%	15		16			N M,VP,SC	24+		\$40.00	
6141	PUNXSUTAWNEY	01/04/1945	Active	46	8	1	7	17.95%	39	29	0			N M,SC	24+			
29093	PURCHASE LINE	04/24/1974	Active	14	2	6	-4	-22.22%	18	20	1		6	N M,SC	N/R			



Club Health Assessment for District 14 J through March 2025

				Status							Membership							Reports					Finance		LCIF
Club Number	Club Name	Charter Date			Current Member Count	YTD Members Added	YTD Members Dropped	YTD Net Growth	YTD Net Growth%	Member Count 12 Months Ago	Avg. length of service for dropped members	Months Since Last MMR ***	Yrs. Since Last Officer Report	President Rotation	Vice President Reported ****	Months Since Last Activity Report ***	Account Balance	Donations for current Fiscal Year							
			Number of times on status quo within last two years	If below 15 members appears				If net loss is greater than 20% appears		If no report in 3 months appears in	When more than one year appears in	Number of repeat terms	Notes the officers that do not have an active	If no report at 12 months appears in red											
6143	RIDGWAY	02/08/1950	Active	4	0	1	-1	-20.00%	5	62		8		2	R	P,M,SC	24+								
6146	SALTSBURG	06/20/1930	Active	10	0	2	-2	-16.67%	12	3		0			N	M,SC	24+								
6147	SOUTH FORK	10/14/1946	Active	83	5	9	-4	-4.60%	90	8		1		2	R	M,SC	5		\$5,105.00						
6145	ST MARYS	05/08/1950	Active	23	1	1	0	0.00%	23	6		2			N	M,SC	4		\$55.00						
Current Total Clubs Count	YTD New Clubs Count	YTD Cancelled Clubs Count	YTD Net Club Gain	Current Total Members Count	YTD Add	YTD Drop	YTD Net Growth	YTD Net Growth %	Member Count 12 Months Ago	Average Member Count Per Club	% of Clubs with less than 20 members	% No MMR in 3 Months	% No Officer Report in 12 Months	% of Clubs with balance 90+ days	Number of Clubs in Status Quo	% Status Quo Clubs in Financial Suspension	Number of Cancelled Clubs	Average Cancelled Club Age	Members Lost Due to Cancellation	% of Clubs Cancelled for Non-Financial Reasons					
26	0	1	-1	695	53	67	-14	-1.97%	740	27	50%	50%	0%	15%	0	0%	1	73	14	100%					

* - P - Priority Club. Cancellation Reasons: 1-Objectives/conduct, 2-Non-active club, 5-Non-existing club, 6-Disbanding, 7-Merger, 8-Financial Suspension, 9-District/Multiple District Dues.

** - Abbreviation: P-President, S-Secretary, T-Treasurer, M-Member Chairperson, VP-First Vice President, MC-Communications Chairperson, SC-Service Chairperson

*** - Abbreviation: N/R - Never reported using the Lions Clubs website, N/A - Not applicable, No password registered for the Lions Clubs website.

**** - Abbreviation: N - New, IP - Immediate Past, R - Repeat.



Club Health Assessment for District 14 K through March 2025

			Status	Membership							Reports					Finance		LCIF
Club Number	Club Name	Charter Date		Current Member Count	YTD Members Added	YTD Members Dropped	YTD Net Growth	YTD Net Growth%	Member Count 12 Months Ago	Avg. length of service for dropped members	Months Since Last MMR ***	Yrs. Since Last Officer Report	President Rotation	Vice President Reported ****	Months Since Last Activity Report ***	Account Balance	Donations for current Fiscal Year	
			Number of times on status quo within last two years	If below 15 members appears			If net loss is greater than 20% appears				If no report in 3 months appears in	When more than one year appears in	Number of repeat terms	Notes the officers that do not have an active	If no report at 12 months appears in red			
Clubs more than two years old																		
6153	ALBURTIS	05/28/1946	Active	13	0	0	0	0.00%	13		8		2	M,VP,SC	8		\$108.26	
Exc Award (06/30/2023)																		
45490	ALLENTOWN KUHNSTVILLE AREA	11/19/1985	Active	17	0	1	-1	-5.56%	18	39	2		2	R	S,T,SC	7		
6156	ALLENTOWN MOUNTAINVILLE	04/01/1952	Active	29	0	2	-2	-6.45%	32	11	0			N	S	3	\$1,000.00	
6158	BANGOR	10/20/1955	Active	25	1	0	1	4.17%	25		4		2	R	M,SC	6		
6160	BATH	02/15/1928	Active	14	0	0	0	0.00%	15		7		2	R	M,SC	9	\$150.00	
63317	BETHLEHEM TOWNSHIP	06/19/2000	Active	18	0	1	-1	-5.26%	23	3	3				VP,SC	1	\$850.00	
Exc Award (06/30/2024)																		
6168	COOPERSBURG	03/11/1926	Active	12	0	0	0	0.00%	12		21	1	None		P,S,T,M,VP SC	9	90+ Days	
6169	COPLAY	04/12/1973	Active	14	0	0	0	0.00%	15		10		12	R	P,M,SC	5		
6174	EASTON	04/03/1924	Active	27	1	3	-2	-6.90%	28	25	0			N	M	0		
Exc Award (06/30/2023)																		
6176	EMMAUS	01/22/1945	Active	42	1	4	-3	-6.67%	45	28	7			N	SC	1	\$2,250.00	
Exc Award (06/30/2023, 06/30/2024)																		
102631	EMMAUS LIONESS	06/24/2008	Active	47	4	1	3	6.82%	44	16	1			N	SC	1	\$875.00	
Exc Award (06/30/2021, 06/30/2023, 06/30/2024)																		
49249	Greater Lehigh Valley Community	02/23/1989	Active	0	5	18	-13	-100.00%	5	4	0		None		P,S,T,M,VP SC	7	90+ Days	
Exc Award (06/30/2024)																		
6181	HELLERTOWN	11/17/1925	Active	16	1	1	0	0.00%	18	7	4		3	R	T,M,SC	8	\$1,000.00	
Exc Award (06/30/2024)																		
6184	LEHIGH TOWNSHIP	11/09/1950	Active	43	4	0	4	10.26%	40		1			N		1	\$1,500.00	
135186	Lehigh Township Lioness	06/20/2018	Active	25	4	1	3	13.64%	22	1	1			N	VP	1	\$1,800.00	
Exc Award (06/30/2023, 06/30/2024)																		
151839	Lehigh Valley Sights for Hope	08/03/2022	Active	22	1	0	1	4.76%	24		2		3	N	M,SC	9		
146140	Moore Township Lioness	06/03/2021	Active	28	0	0	0	0.00%	28		12		2		M,VP,SC	3	\$1,000.00	



Club Health Assessment for District 14 K through March 2025

			Membership								Reports				Finance		LCIF			
Club Number	Club Name	Charter Date		Current Member Count	YTD Members Added	YTD Members Dropped	YTD Net Growth	YTD Net Growth%	Member Count 12 Months Ago	Avg. length of service for dropped members	Months Since Last MMR ***	Yrs. Since Last Officer Report	President Rotation	Vice President Reported ****	Months Since Last Activity Report ***	Account Balance	Donations for current Fiscal Year			
			Number of times on status quo within last two years	If below 15 members appears					If net loss is greater than 20% appears		If no report in 3 months appears in	When more than one year appears in	Number of repeat terms	Notes the officers that do not have an active	If no report at 12 months appears in red					
42756	MOORESTOWN MOORE TOWNSHIP	06/13/1983	Active	42	1	3	-2	-4.55%	43	11	1			N	10	90+ Days				
6194	NAZARETH	04/26/1924	Active	8	0	1	-1	-11.11%	9	50	7	1	None	P,S,T,M,VP SC	9					
6175	PALMER TOWNSHIP	01/14/1957	Active	10	2	0	2	25.00%	8		4		2	R	M,SC		10			
6205	RICHMOND	01/23/1952	Active	18	1	3	-2	-10.00%	21	36	3		2	N	M,SC		0	\$2,550.00		
6208	SAUCON VALLEY	11/09/1948	Active	34	3	3	0	0.00%	34	60	1			N	SC	0	\$950.00			
Exc Award (06/30/2024)																				
6213	SLATINGTON	06/21/1948	Active	46	3	12	-9	-16.36%	57	18	0			N	M,SC	6	\$1,050.00			
6222	UPPER LEHIGH	09/12/1947	Active	62	4	2	2	3.33%	60	23	1			N	SC	6	\$500.00			
Exc Award (06/30/2017, 06/30/2023)																				
32286	UPPER SAUCON L C	05/25/1976	Active	14	0	0	0	0.00%	16		10		2	R	P,S,VP,SC	9				
6212	WEST LEHIGH AREA	03/27/1969	Active	22	3	3	0	0.00%	22	10	2			N	P,VP,SC	0				
6180	WHITEHALL L C	03/19/1951	Active	28	0	2	-2	-6.67%	27	12	1				M,VP,SC	2	90+ Days			
Exc Award (06/30/2024)																				
6228	WILSON BOROUGH	04/13/1951	Active	34	3	1	2	6.25%	28	9	4		None	P,T,M,VP,SC	1	90+ Days				
Current Total Clubs Count	YTD New Clubs Count	YTD Cancelled Clubs Count	YTD Net Club Gain	Current Total Members Count	YTD Add	YTD Drop	YTD Net Growth	YTD Net Growth %	Member Count 12 Months Ago	Average Member Count Per Club	% of Clubs with less than 20 members	% No MMR in 3 Months	% No Officer Report in 12 Months	% of Clubs with balance 90+ days	Number of Clubs in Status Quo	% Status Quo Clubs in Financial Suspension	Number of Cancelled Clubs	Average Cancelled Club Age	Members Lost Due to Cancellation	% of Clubs Cancelled for Non-Financial Reasons
28	0	0	0	710	42	62	-20	-2.74%	732	25	43%	50%	7%	18%	0	0%	0	0	0	0%

* - P - Priority Club. Cancellation Reasons: 1-Objectives/conduct, 2-Non-active club, 5-Non-existing club, 6-Disbanding, 7-Merger, 8-Financial Suspension, 9-District/Multiple District Dues.

** - Abbreviation: P-President, S-Secretary, T-Treasurer, M-Member Chairperson, VP-First Vice President, MC-Communications Chairperson, SC-Service Chairperson

*** - Abbreviation: N/R - Never reported using the Lions Clubs website, N/A - Not applicable, No password registered for the Lions Clubs website.

**** - Abbreviation: N - New, IP - Immediate Past, R - Repeat.



Club Health Assessment for District 14 L through March 2025

			Status	Membership							Reports					Finance		LCIF
Club Number	Club Name	Charter Date		Current Member Count	YTD Members Added	YTD Members Dropped	YTD Net Growth	YTD Net Growth%	Member Count 12 Months Ago	Avg. length of service for dropped members	Months Since Last MMR ***	Yrs. Since Last Officer Report	President Rotation	Vice President Reported ****	Months Since Last Activity Report ***	Account Balance	Donations for current Fiscal Year	
			Number of times on status quo within last two years	If below 15 members appears				If net loss is greater than 20% appears			If no report in 3 months appears in	When more than one year appears in	Number of repeat terms	Notes the officers that do not have an active	If no report at 12 months appears in red			
Clubs less than two years old																		
157707	Wayne Township - Beacon Lodge	04/03/2024	Cancelled(6*)	0	0	21	-21	-100.00%	0	7	3		None	P,S,T,M,VP SC	N/R			
Clubs more than two years old																		
6229	ALLENPORT Exc Award (06/30/2023)	08/05/1954	Active(1)	26	9	2	7	36.84%	18	6	1		2	M,VP,SC	12		\$55.00	
6230	ALTOONA	06/16/1922	Active	12	0	0	0	0.00%	12		11		12	R S,T,M,VP,SC	6		\$1,000.00	
6231	BEDFORD	10/03/1944	Active	34	0	2	-2	-5.56%	36	42	0		2	M,VP,SC	4			
142291	Bedford Lioness Exc Award (06/30/2023)	07/21/2020	Active	19	0	2	-2	-9.52%	21	8	3			N M,SC	N/A			
6232	BELLEVILLE Exc Award (06/30/2023)	01/30/1945	Active	33	1	0	1	3.13%	32		2			T,M,VP,SC	8			
6233	BELLWOOD ANTIS L C	02/24/1931	Active	4	0	2	-2	-33.33%	6	22	2		13	R M,VP,SC	5	90+ Days		
6234	BLAIRS MILLS	06/11/1952	Active	13	0	2	-2	-13.33%	16	35	2		2	M,VP,SC	3		\$100.00	
6235	BREEZEWOOD	05/21/1956	Active	11	2	1	1	10.00%	9	16	1		None	P,M,VP,SC	10			
6236	BURNHAM Exc Award (06/30/2019)	11/20/1945	Active	44	5	1	4	10.00%	41	6	2			N SC	1			
6239	CHIEF LOGAN	11/12/1958	Active	24	2	1	1	4.35%	23	26	1		3	R SC	1			
6240	COVE Exc Award (06/30/2017)	05/13/1947	Active	33	0	2	-2	-5.71%	35	9	4		2	P,M,VP,SC	0	90+ Days		
6241	EVERETT Exc Award (06/30/2023)	08/04/1939	Active	27	0	3	-3	-10.00%	30	19	0		None	P,M,VP,SC	3	90+ Days	\$200.00	
37418	FORBES ROAD L C	07/23/1979	Active	48	2	6	-4	-7.69%	52	15	0			P,S,T,M,VP SC	3		\$1,000.00	
6242	FORT SHIRLEY Exc Award (06/30/2023)	03/11/1955	Active	13	0	0	0	0.00%	13		17		None	P,T,M,VP,SC	6			
6245	HOLLIDAYSBURG	03/21/1945	Active	14	0	2	-2	-12.50%	16	34	1		4	P,M,VP,SC	8		\$500.00	
6246	HUNTINGDON	12/09/1938	Active	22	0	2	-2	-8.33%	24	21	2		4	S,M,VP,SC	14		\$100.00	
6247	HYNDMAN LONDONDERRY	11/15/1945	Active	27	2	1	1	3.85%	23	63	0			N	14			



Club Health Assessment for District 14 L through March 2025

			Status	Membership							Reports					Finance		LCIF
Club Number	Club Name	Charter Date		Current Member Count	YTD Members Added	YTD Members Dropped	YTD Net Growth	YTD Net Growth%	Member Count 12 Months Ago	Avg. length of service for dropped members	Months Since Last MMR ***	Yrs. Since Last Officer Report	President Rotation	Vice President Reported ****	Months Since Last Activity Report ***	Account Balance	Donations for current Fiscal Year	
			Number of times on status quo within last two years	If below 15 members appears				If net loss is greater than 20% appears			If no report in 3 months appears in	When more than one year appears in	Number of repeat terms	Notes the officers that do not have an active	If no report at 12 months appears in red			
6248	JUNIATA VALLEY	02/04/1948	Active	13	0	0	0	0.00%	12		9		None	P,T,M,VP,SC	14	90+ Days		
6249	LAKEMONT	05/10/1954	Active	29	0	0	0	0.00%	32		9		None	P,T,M,VP,SC	13			
6253	MC CONNELLSBURG	10/09/1936	Active	46	0	0	0	0.00%	43		8	1	None	P,S,T,M,VP SC	14			
Exc Award (06/30/2023)																		
6254	MC VEYTOWN	06/15/1945	Active(1)	20	0	1	-1	-4.76%	21	9	2		15	R	T,M,VP,SC			14
6238	MILL CREEK	01/20/1950	Active	22	0	1	-1	-4.35%	24	5	0		8	R	M,VP,SC			13
Exc Award (06/30/2017)																		
6255	MILROY	03/08/1945	Active	28	0	0	0	0.00%	28		12		2	R	M,SC			4
Exc Award (06/30/2023)																		
6257	NEWRY	01/25/1956	Active	25	1	0	1	4.17%	21		8		2	N	T,VP,SC			14
Exc Award (06/30/2023)																		
6259	ORBISONIA	03/13/1942	Active	42	1	1	0	0.00%	44	2	0		2	R	P,T,M,VP,SC	4	\$100.00	
Exc Award (06/30/2023)																		
6263	ROARING SPRING	04/02/1953	Active	23	1	0	1	4.55%	24		8			N	T,VP,SC	14		
6264	ROBERTSDALE	10/17/1946	Active	14	0	0	0	0.00%	14		17	1	None	P,S,T,M,VP SC	14			
Exc Award (06/30/2023)																		
6265	SALTILLO	09/30/1954	Active	11	0	0	0	0.00%	11		12		None	P,T,M,VP,SC	12			
Exc Award (06/30/2023)																		
6266	SAXTON	04/11/1930	Active	9	0	0	0	0.00%	9		17		10		T,M,VP,SC	14		
Exc Award (06/30/2023)																		
6267	SCHELLSBURG	04/26/1948	Cancelled(6*)	0	0	16	-16	-100.00%	16	16	3	1	None	P,S,T,M,VP SC	14			
6268	SHADE GAP AREA	02/17/1959	P- Active	0	0	0	0	0.00%	0		32		None	P,S,T,M,VP SC	14			
6269	STONE CREEK VALLEY	11/28/1951	Active	29	1	2	-1	-3.33%	30	13	2			N		4	\$1,520.00	
Exc Award (06/30/2017, 06/30/2024)																		
6270	THREE SPRINGS	05/24/1954	Active	16	0	2	-2	-11.11%	18	19	6		2		S,T,M,VP,SC	12		
6271	TROUGH CREEK VALLEY	05/28/1947	Active(1)	14	0	1	-1	-6.67%	15	57	5			N	SC	5		
6273	WARFORDSBURG	02/05/1953	Cancelled(6*)	0	0	11	-11	-100.00%	11	21	3	1	None	P,S,T,M,VP SC	14			
6274	WILLIAMSBURG	04/20/1939	Active	17	7	4	3	21.43%	13	6	6			IP	SC	7		



Club Health Assessment for District 14 L through March 2025

Club NumberClub NameCharter Date			Status	Membership							Reports					Finance		LCIF		
				Current Member Count	YTD Members Added	YTD Members Dropped	YTD Net Growth	YTD Net Growth%	Member Count 12 Months Ago	Avg. length of service for dropped members	Months Since Last MMR ***	Yrs. Since Last Officer Report	President Rotation	Vice President Reported ****	Months Since Last Activity Report ***	Account Balance	Donations for current Fiscal Year			
			Number of times on status quo within last two years	If below 15 members appears				If net loss is greater than 20% appears			If no report in 3 months appears in	When more than one year appears in	Number of repeat terms	Notes the officers that do not have an active	If no report at 12 months appears in red					
Exc Award (06/30/2021, 06/30/2023) 6275 WOODCOCK VALLEY10/25/1949			Active	15	2	2	0	0.00%	15	6	2		2	R M,SC	14					
Current Total Clubs Count	YTD New Clubs Count	YTD Cancelled Clubs Count	YTD Net Club Gain	Current Total Members Count	YTD Add	YTD Drop	YTD Net Growth	YTD Net Growth %	Member Count 12 Months Ago	Average Member Count Per Club	% of Clubs with less than 20 members	% No MMR in 3 Months	% No Officer Report in 12 Months	% of Clubs with balance 90+ days	Number of Clubs in Status Quo	% Status Quo Clubs in Financial Suspension	Number of Cancelled Clubs	Average Cancelled Club Age	Members Lost Due to Cancellation	% of Clubs Cancelled for Non-Financial Reasons
35	0	3	-3	777	36	91	-55	-6.61%	808	22	46%	49%	6%	20%	0	0%	3	50	48	100%

* - P - Priority Club. Cancellation Reasons: 1-Objectives/conduct, 2-Non-active club, 5-Non-existing club, 6-Disbanding, 7-Merger, 8-Financial Suspension, 9-District/Multiple District Dues.


** - Abbreviation: P-President, S-Secretary, T-Treasurer, M-Member Chairperson, VP-First Vice President, MC-Communications Chairperson, SC-Service Chairperson

*** - Abbreviation: N/R - Never reported using the Lions Clubs website, N/A - Not applicable, No password registered for the Lions Clubs website.

**** - Abbreviation: N - New, IP - Immediate Past, R - Repeat.



Club Health Assessment for District 14 M through March 2025

			Status	Membership							Reports					Finance		LCIF
Club Number	Club Name	Charter Date		Current Member Count	YTD Members Added	YTD Members Dropped	YTD Net Growth	YTD Net Growth%	Member Count 12 Months Ago	Avg. length of service for dropped members	Months Since Last MMR ***	Yrs. Since Last Officer Report	President Rotation	Vice President Reported ****	Months Since Last Activity Report ***	Account Balance	Donations for current Fiscal Year	
			Number of times on status quo within last two years	If below 15 members appears				If net loss is greater than 20% appears			If no report in 3 months appears in	When more than one year appears in	Number of repeat terms	Notes the officers that do not have appears in an active	If no report at 12 months red			
Clubs less than two years old																		
181101	Shade Area	02/28/2025	Newly Chartered	23	23	0	23	100.00%	0		0			VP,SC	N/R			
Clubs more than two years old																		
6277	BEALLSVILLE CENTERVILLE RICHEYVILLE Exc Award (06/30/2023)	04/14/1972	Active(1)	32	0	2	-2	-5.88%	34	8	4		6	M,VP,SC	5		\$1,000.00	
6278	BENTLEYVILLE	02/11/1953	Active	24	1	1	0	0.00%	23	3	5			M,VP,SC	4			
6279	BERLIN	05/24/1939	Active	31	5	10	-5	-13.89%	37	5	4		3	N SC	11		\$50.00	
6280	BOSWELL	03/11/1946	Active	20	1	0	1	5.26%	19		0		4	N M,VP,SC	1		\$500.00	
143215	Bullskin Township Lioness	12/29/2020	Active	20	1	5	-4	-16.67%	24	4	1		5	S,M,VP,SC	1	90+ Days	\$50.00	
33653	BULLSKIN TWP	04/26/1977	Active(1)	14	0	6	-6	-30.00%	20	33	1		2	N P,M,VP,SC	21	90+ Days		
6282	BURGETTSTOWN	05/16/1935	Active	9	0	2	-2	-18.18%	11	2	3		2	R M,SC	20			
6285	CARMICHAELS	04/30/1952	Active	29	0	0	0	0.00%	29		9		3	N M,VP,SC	24+			
6287	CHARLEROI	03/28/1941	Active	10	1	1	0	0.00%	9	3	4		10	T,M,VP,SC	3			
6289	CONFLUENCE	05/29/1939	Active	19	1	3	-2	-9.52%	21	10	3			VP,SC	15		\$300.00	
6290	CONNELLSVILLE Exc Award (06/30/2021, 06/30/2023)	03/05/1946	Active	49	7	6	1	2.08%	51	3	1			N	0	90+ Days	\$100.00	
6291	CONNUMACH	12/04/1947	Active	28	5	0	5	21.74%	23		3		2	M,VP,SC	15			
6292	DAWSON VANDERBILT	07/21/1944	Active	15	0	1	-1	-6.25%	16	36	0			N P,T,M,VP,SC	7			
6295	DUNBAR TOWNSHIP	06/10/1959	Active	21	0	0	0	0.00%	21		0			N P,T,M,VP,SC	24+			
50190	EIGHTY FOUR	02/14/1990	Active	8	0	0	0	0.00%	9		10		9	R T,M,VP,SC	18	90+ Days		
43602	FAYETTE CITY WASHINGTON TWP Exc Award (06/30/2023, 06/30/2024)	03/27/1984	Active	46	0	0	0	0.00%	47		9		2	R P,M,SC	9		\$100.00	
6284	GREATER CANONSBURG Exc Award (06/30/2018)	03/04/1953	Active	14	0	0	0	0.00%	14		0			N M	0		\$572.00	
6302	GRINDSTONE	12/16/1947	Active	44	5	1	4	10.00%	40	5	0			N VP	12			



Club Health Assessment for District 14 M through March 2025

Club Number	Club Name	Charter Date	Status	Membership							Reports					Finance	LCIF
				Current Member Count	YTD Members Added	YTD Members Dropped	YTD Net Growth	YTD Net Growth%	Member Count 12 Months Ago	Avg. length of service for dropped members	Months Since Last MMR ***	Yrs. Since Last Officer Report	President Rotation	Vice President Reported ****	Months Since Last Activity Report ***	Account Balance	Donations for current Fiscal Year
			Number of times on status quo within last two years	If below 15 members appears				If net loss is greater than 20% appears			If no report in 3 months appears	When more than one year appears in	Number of repeat terms	Notes the officers that do not have an active	If no report at 12 months appears in red		
Exc Award (06/30/2023)																	
6303	HICKORY	04/15/1955	Active	39	1	6	-5	-11.36%	44	19	1			N	0		\$550.00
6304	HOOVERSVILLE	03/09/1953	Active	13	0	0	0	0.00%	13		7		6	P,M,VP,SC	12		
6305	INDIAN CREEK VALLEY	06/28/1948	Active	20	0	0	0	0.00%	20		8			N	24+		
134287	Jefferson Morgan Centennial	04/04/2018	Active	33	0	0	0	0.00%	39		9			VP,SC	24+		
Exc Award (06/30/2023)																	
6307	MC DONALD	04/11/1959	Active	12	0	0	0	0.00%	16		9		5	R	6		
6308	MCMURRAY	04/01/1947	Active(1)	21	9	0	9	75.00%	6		0		2	N	1		
6309	MEYERSDALE	11/29/1943	Active	39	0	1	-1	-2.50%	40	25	4			N	11		\$50.00
32919	MIDWAY AREA L C	11/04/1976	Active(3)	7	0	0	0	0.00%	7		1		5	R	22		
107221	MONONGAHELA DONORA AREA	01/14/2010	Active	15	0	0	0	0.00%	16		0		None	P,S,M,VP,SC	9		\$100.00
36442	MOUNT MORRIS AREA L C	01/22/1979	Active	25	0	0	0	0.00%	25		15		8	R	0		
6314	OLD TRAILS	04/23/1960	Active	8	0	1	-1	-11.11%	9	33	0			N	12		\$25.00
6315	PERRYOPOLIS	10/11/1940	Active	7	0	0	0	0.00%	7		8		11	R	24+	90+ Days	
6318	ROSCOE	05/08/1944	Active	19	0	2	-2	-9.52%	21	16	3		2	N	24+		
6319	SALISBURY	02/06/1941	Active	20	0	2	-2	-9.09%	21	16	3		3	N	1		
6320	SCENERY HILL	10/21/1940	Active	16	0	0	0	0.00%	17		9		2	N	10	90+ Days	
6324	SOMERSET	11/01/1929	Active	33	2	3	-1	-2.94%	35	19	1			R	5		\$100.00
6326	STOYSTOWN	12/03/1947	Active	41	1	1	0	0.00%	39	1	8			N	4		
6327	UNIONTOWN	11/26/1943	Active	52	1	2	-1	-1.89%	50	3	0			N	0		\$100.00
Exc Award (06/30/2018, 06/30/2021, 06/30/2023)																	
6328	WASHINGTON	08/10/1927	Active	22	1	3	-2	-8.33%	23	33	1			VP,SC	1		
6330	WAYNESBURG	10/22/1940	Active	68	0	0	0	0.00%	68		7		2	N	0		\$1,400.00
Exc Award (06/30/2021, 06/30/2023, 06/30/2025)																	
6317	WEST GREENE AREA	05/16/1953	Active	17	0	4	-4	-19.05%	20	7	1			N	24+		
130586	Windber Area Centennial Lions Club	05/10/2017	Active	18	7	21	-14	-43.75%	27	4	1			N	3		\$50.00



Club Health Assessment for District 14 M through March 2025

			Status	Membership						Reports				Finance	LCIF		
Club Number	Club Name	Charter Date		Current Member Count	YTD Members Added	YTD Members Dropped	YTD Net Growth	YTD Net Growth%	Member Count 12 Months Ago	Avg. length of service for dropped members	Months Since Last MMR ***	Yrs. Since Last Officer Report	President Rotation	Vice President Reported ****	Months Since Last Activity Report ***	Account Balance	Donations for current Fiscal Year
			Number of times on status quo within last two years	If below 15 members appears				If net loss is greater than 20% appears			If no report in 3 months appears in	When more than one year appears in	Number of repeat terms	Notes the officers that do not have an active	If no report appears in 12 months red		
Exc Award (06/30/2021, 06/30/2023, 06/30/2025)																	

Clubs Cancelled Previous Fiscal Year – Clubs Cancelled within last 12 months may be reinstated

Club Number	Club Name	Charter Date	Current Status*	Cancellation Date
6306	LAUREL HILL	11/01/1955	Cancelled(6*)	01/29/2024

Current Total Clubs Count	YTD New Clubs Count	YTD Cancelled Clubs Count	YTD Net Club Gain	Current Total Members Count	YTD Add	YTD Drop	YTD Net Growth	YTD Net Growth %	Member Count 12 Months Ago	Average Member Count Per Club	% of Clubs with less than 20 members	% No MMR in 3 Months	% No Officer Report in 12 Months	% of Clubs with balance 90+ days	Number of Clubs in Status Quo	% Status Quo Clubs in Financial Suspension	Number of Cancelled Clubs	Average Cancelled Club Age	Members Lost Due to Cancellation	% of Clubs Cancelled for Non-Financial Reasons
41	1	0	1	1,001	72	84	-12	-1.18%	1,011	24	41%	54%	0%	15%	0	0%	0	0	0	0%

* - P - Priority Club. Cancellation Reasons: 1-Objectives/conduct, 2-Non-active club, 5-Non-existing club, 6-Disbanding, 7-Merger, 8-Financial Suspension, 9-District/Multiple District Dues.

** - Abbreviation: P-President, S-Secretary, T-Treasurer, M-Member Chairperson, VP-First Vice President, MC-Communications Chairperson, SC-Service Chairperson

*** - Abbreviation: N/R - Never reported using the Lions Clubs website, N/A - Not applicable, No password registered for the Lions Clubs website.

**** - Abbreviation: N - New, IP - Immediate Past, R - Repeat.



Club Health Assessment for District 14 N through March 2025

			Status	Membership							Reports					Finance		LCIF
Club Number	Club Name	Charter Date		Current Member Count	YTD Members Added	YTD Members Dropped	YTD Net Growth	YTD Net Growth%	Member Count 12 Months Ago	Avg. length of service for dropped members	Months Since Last MMR ***	Yrs. Since Last Officer Report	President Rotation	Vice President Reported ****	Months Since Last Activity Report ***	Account Balance	Donations for current Fiscal Year	
			Number of times on status quo within last two years	If below 15 members appears				If net loss is greater than 20% appears			If no report in 3 months appears in	When more than one year appears in	Number of repeat terms	Notes the officers that do not have appears in an active	If no report at 12 months red			
Clubs more than two years old																		
6332	AMBRIDGE	09/16/1937	Active	13	2	0	2	18.18%	11		2		4	M,VP,SC	23			
	Exc Award (06/30/2017)																	
6333	APOLLO AREA L C	10/24/1949	Active	23	2	1	1	4.55%	22	0	1		2	N P	1		\$950.00	
	Exc Award (06/30/2023)																	
6334	BADEN	01/21/1947	Active	29	2	1	1	3.57%	28	3	0		3	R VP	1	90+ Days		
129887	Beaver County Central Valley Centennial	02/28/2017	Active(1)	18	0	0	0	0.00%	18		15		9	VP,SC	20			
6335	BEAVER FALLS	10/20/1922	Active	21	2	4	-2	-8.70%	23	3	1		2	M,VP,SC	19		\$50.00	
	Exc Award (06/30/2023)																	
6337	BUTLER	06/15/1923	Active	57	2	3	-1	-1.72%	63	22	0			N	2		\$1,100.00	
	Exc Award (06/30/2017, 06/30/2018, 06/30/2023)																	
6339	CHIPPEWA AREA	12/12/1956	Active	30	3	3	0	0.00%	30	32	5			N SC	6			
	Exc Award (06/30/2021)																	
6340	CLARION	04/07/1948	Active	8	0	0	0	0.00%	8		10		17	M,VP,SC	24+			
41469	CRANBERRY TWP AREA L C	06/10/1982	Active	49	7	0	7	16.67%	42		1			N SC	0		\$1,150.00	
6341	ELDERTON	01/17/1944	Active	26	1	1	0	0.00%	27	21	2			N P,M,SC	5		\$250.00	
6342	ELLWOOD CITY	10/17/1940	Active	11	1	2	-1	-8.33%	13	51	2		3	N SC	21		\$1,000.00	
6343	EVANS CITY	04/29/1952	Active	21	1	4	-3	-12.50%	24	3	1		2	R M,SC	3			
6344	FORD CITY	02/23/1950	Active	80	5	1	4	5.26%	75	1	0		11	R SC	24+		\$2,100.00	
	Exc Award (06/30/2023)																	
6348	HAWTHORN	01/27/1955	Active	26	0	2	-2	-7.14%	26	6	8			N P,M,VP,SC	24+		\$500.00	
6350	KITTANNING	11/14/1947	Active	28	0	0	0	0.00%	29		0			N	0	90+ Days	\$950.00	
	Exc Award (06/30/2023)																	
6351	KNOX	02/24/1953	Active	44	3	2	1	2.33%	46	25	1			N M,SC	12			
6353	LAUREL	04/02/1959	Active	11	0	0	0	0.00%	11		10		10	T,M,VP,SC	24+			
111075	LAWRENCE COUNTY AREA	05/11/2011	P- Active	1	1	6	-5	-83.33%	6	13	8			P,S,T,M,VP SC	24+			
6354	LEECHBURG GILPIN	01/30/1948	Active	17	3	1	2	13.33%	15	8	0		4	R M,SC	0			



Club Health Assessment for District 14 N through March 2025

			Status	Membership							Reports					Finance	LCIF
Club Number	Club Name	Charter Date		Current Member Count	YTD Members Added	YTD Members Dropped	YTD Net Growth	YTD Net Growth%	Member Count 12 Months Ago	Avg. length of service for dropped members	Months Since Last MMR ***	Yrs. Since Last Officer Report	President Rotation	Vice President Reported ****	Months Since Last Activity Report ***	Account Balance	Donations for current Fiscal Year
			Number of times on status quo within last two years	If below 15 members appears					If net loss is greater than 20% appears			If no report in 3 months appears in	When more than one year appears in	Number of repeat terms	Notes the officers that do not have an active	If no report at 12 months appears in red	
6355	LITTLE BEAVER	03/04/1947	Active	52	2	0	2	4.00%	49		2		2	R	T,M,VP	0	\$100.00
Exc Award (06/30/2023)																	
131340	Mars Centennial	06/19/2017	Active	6	0	0	0	0.00%	6		10				M,VP,SC	24+	90+ Days
6373	NESHANNOCK	04/29/1955	Active(1)	19	0	0	0	0.00%	19		42				T,M,VP,SC	24+	
6360	NEW BEDFORD	12/10/1947	Active(1)	11	11	11	0	0.00%	11	20	2		4		P,T,M,VP,SC	18	
6361	NEW BETHLEHEM	05/16/1939	Active	33	2	0	2	6.45%	30		1			R		1	\$712.70
Exc Award (06/30/2018, 06/30/2023)																	
6362	NEW BRIGHTON	02/05/1947	Active	22	3	2	1	4.76%	21	3	0			N	SC	0	
6363	NEW CASTLE	12/15/1922	Active(1)	1	0	0	0	0.00%	1		9		2		M,VP,SC	15	\$100.00
28093	PENN-GLADE	03/04/1974	Active	23	1	0	1	4.55%	23		8		2	N	P,M,VP,SC	1	
6365	RIMERSBURG	05/31/1946	Active	23	0	0	0	0.00%	24		8			N	M,SC	24+	
6364	RIVERSIDE AREA L C	02/14/1962	Active	29	0	0	0	0.00%	29		10		14	R	S,M,VP,SC	5	\$750.00
6366	ROCHESTER-BEAVER AREA	04/21/1939	Active	83	7	5	2	2.47%	82	3	1		6	R	SC	0	\$500.00
Exc Award (06/30/2017, 06/30/2018, 06/30/2020)																	
6367	RURAL VALLEY	04/04/1939	Active	29	2	1	1	3.57%	27	29	2		3	R	M,VP,SC	3	\$2,350.00
6370	SLIPPERY ROCK	01/24/1963	Active	15	3	3	0	0.00%	14	4	0			R		1	\$810.00
Exc Award (06/30/2024)																	
6371	UNION TOWNSHIP L C	12/12/1955	Active	21	0	0	0	0.00%	21		7			N	P,M	24+	
6372	VOLANT	09/20/1947	Active	19	0	0	0	0.00%	20		9			N	P,T,VP	24+	90+ Days
6374	WAMPUM AREA	07/09/1956	Active(1)	17	5	0	5	41.67%	12		0		4		M,VP,SC	24+	
6375	WORTHINGTON	02/26/1948	Active	18	0	0	0	0.00%	19		10				T,M,VP,SC	24+	\$50.00
6376	ZELIENOPE	02/14/1949	Active	10	1	2	-1	-9.09%	16	11	2				VP	2	\$50.00



Club Health Assessment for District 14 N through March 2025

				Status				Membership						Reports				Finance		LCIF
Club Number	Club Name	Charter Date																		

* - P - Priority Club. Cancellation Reasons: 1-Objectives/conduct, 2-Non-active club, 5-Non-existing club, 6-Disbanding, 7-Merger, 8-Financial Suspension, 9-District/Multiple District Dues.


** - Abbreviation: P-President, S-Secretary, T-Treasurer, M-Member Chairperson, VP-First Vice President, MC-Communications Chairperson, SC-Service Chairperson

*** - Abbreviation: N/R - Never reported using the Lions Clubs website, N/A - Not applicable, No password registered for the Lions Clubs website.

**** - Abbreviation: N - New, IP - Immediate Past, R - Repeat.



Club Health Assessment for District 14 P through March 2025

			Status	Membership							Reports					Finance		LCIF
Club Number	Club Name	Charter Date		Current Member Count	YTD Members Added	YTD Members Dropped	YTD Net Growth	YTD Net Growth%	Member Count 12 Months Ago	Avg. length of service for dropped members	Months Since Last MMR ***	Yrs. Since Last Officer Report	President Rotation	Vice President Reported ****	Months Since Last Activity Report ***	Account Balance	Donations for current Fiscal Year	
			Number of times on status quo within last two years	If below 15 members appears				If net loss is greater than 20% appears			If no report in 3 months appears in	When more than one year appears in	Number of repeat terms	Notes the officers that do not have an active	If no report at 12 months red			
Clubs more than two years old																		
6377	AMITY TOWNSHIP	01/31/1949	Active	40	6	4	2	5.26%	38	7	0			IP M	0		\$200.00	
Exc Award (06/30/2022)																		
6379	AVON GROVE	03/07/1950	Active	35	4	1	3	9.38%	33	0	1			N SC	0		\$1,000.00	
6380	BALLY	01/11/1971	Active	39	3	1	2	5.41%	37	45	2			N SC	6			
6381	BERN TOWNSHIP	05/31/1960	Active	28	6	6	0	0.00%	23	21	6			R M	3			
6385	BLANDON	05/07/1956	Active	43	6	1	5	13.16%	41	3	1		5	T,M,VP,SC	0		\$1,050.00	
Exc Award (06/30/2021, 06/30/2023)																		
6387	BOYERTOWN	04/03/1939	Active	20	1	0	1	5.26%	19		4			R S,M,SC	2		\$500.00	
6389	COATESVILLE AREA	12/19/1924	Active	16	0	0	0	0.00%	16		0			N M,SC	5			
Exc Award (06/30/2018)																		
6390	CONRAD WEISER	11/30/1955	Active	73	10	6	4	5.80%	69	21	2			N M,SC	24+		\$375.00	
6391	COVENTRY	04/15/1958	Active	35	7	1	6	20.69%	29	5	0			N M,SC	5	90+ Days		
39680	EAGLE GLENMOORE	04/06/1981	Active	24	0	1	-1	-4.00%	23	33	0			N SC	0		\$550.00	
Exc Award (06/30/2018)																		
6396	EXETER TOWNSHIP L C	03/06/1972	Active	31	8	1	7	29.17%	28	37	2		2	R SC	0		\$1,150.00	
6398	FLEETWOOD	05/19/1969	Active	9	0	1	-1	-10.00%	10	1	2		7	R T,M,SC	0		\$500.00	
6401	HAMBURG	12/09/1970	Active	28	2	5	-3	-9.68%	26	16	1		2	R M,VP,SC	5		\$50.00	
6402	HONEY BROOK	03/29/1935	Active	30	1	1	0	0.00%	30	1	0			N M	0		\$3,000.00	
Exc Award (06/30/2024)																		
6403	KEMPTON	05/07/1971	Active	24	0	1	-1	-4.00%	25	6	5			N M,VP	0			
6405	KENNETT SQUARE	02/26/1925	Active	32	0	2	-2	-5.88%	34	20	8		3	R	0		\$350.00	
6406	KIMBERTON AREA	03/25/1959	Active	11	0	0	0	0.00%	11		26	1	None	P,S,T,M,VP SC	24+			
6407	KUTZTOWN	06/22/1939	Active	49	6	4	2	4.26%	47	38	0			N	0		\$270.00	
6409	LIONVILLE	10/27/1970	Active	7	0	1	-1	-12.50%	9	3	6			M,VP,SC	1			
Exc Award (06/30/2021)																		
6410	LONGSWAMP	02/17/1954	Active	28	4	0	4	16.67%	24		2		2	R	5		\$875.00	




Club Health Assessment for District 14 P through March 2025

			Status		Membership						Reports					Finance		LCIF		
Club Number	Club Name	Charter Date			Current Member Count	YTD Members Added	YTD Members Dropped	YTD Net Growth	YTD Net Growth%	Member Count 12 Months Ago	Avg. length of service for dropped members	Months Since Last MMR ***	Yrs. Since Last Officer Report	President Rotation	Vice President Reported ****	Months Since Last Activity Report ***	Account Balance	Donations for current Fiscal Year		
			Number of times on status quo within last two years		If below 15 members appears				If net loss is greater than 20% appears			If no report in 3 months appears in	When more than one year appears in	Number of repeat terms	Notes the officers that do not have an active	If no report at 12 months appears in red				
Exc Award (06/30/2022, 06/30/2024)																				
6412	MOHNTON CUMRU	02/11/1949	Active		27	1	4	-3	-10.00%	30	50	1		2	M,VP,SC	3				
6414	MUHLENBERG	01/04/1932	Active		32	2	3	-1	-3.03%	33	9	0			N SC	5		\$1,200.00		
Exc Award (06/30/2023)																				
6415	OXFORD	10/16/1939	Active		25	3	2	1	4.17%	24	15	0		2	N M,SC	5				
6417	PAOLI BERWYN MALVERN	04/10/1941	Active		17	1	2	-1	-5.56%	18	40	0		2	N M,SC	3				
6416	PARKESBURG	06/29/1934	Active		20	2	1	1	5.26%	18	0	2		3	R M,SC	0				
Exc Award (06/30/2019, 06/30/2021)																				
6420	REHRERSBURG	01/17/1951	Active		10	0	0	0	0.00%	10		2		2	S,T,M,VP,SC	5				
6421	SHARTLESVILLE	01/25/1952	Active		19	0	3	-3	-13.64%	24	9	1			N T,M,SC	0				
6422	SHILLINGTON	01/20/1944	Active		20	1	1	0	0.00%	20	55	7			N SC	1		\$250.00		
Exc Award (06/30/2017, 06/30/2018)																				
30714	SHOEMAKERSVILLE AREA	05/14/1975	Active		17	0	1	-1	-5.56%	18	3	3			N M,SC	4				
6435	SPRING TOWNSHIP	04/22/1957	Active		17	4	2	2	13.33%	22	3	3		3	N	0		\$50.00		
Exc Award (06/30/2017, 06/30/2018)																				
6426	STRAUSSTOWN	05/08/1947	Active		35	0	3	-3	-7.89%	37	26	2		2	N SC	0				
6430	WERNERSVILLE	01/31/1945	Cancelled(6*)		0	0	11	-11	-100.00%	17	24	4		None	P,S,T,M,VP SC	15				
Exc Award (06/30/2021, 06/30/2022)																				
6431	WEST CHESTER	01/21/1925	Active		15	0	8	-8	-34.78%	23	30	3			M,VP,SC	3		\$200.00		
6432	WEST GOSHEN	12/16/1971	Active		31	1	3	-2	-6.06%	33	24	1		3	S,M,VP,SC	1		\$40.00		
Exc Award (06/30/2023)																				
Current Total Clubs Count	YTD New Clubs Count	YTD Cancelled Clubs Count	YTD Net Club Gain	Current Total Members Count	YTD Add	YTD Drop	YTD Net Growth	YTD Net Growth %	Member Count 12 Months Ago	Average Member Count Per Club	% of Clubs with less than 20 members	% No MMR in 3 Months	% No Officer Report in 12 Months	% of Clubs with balance 90+ days	Number of Clubs in Status Quo	% Status Quo Clubs in Financial Suspension	Number of Cancelled Clubs	Average Cancelled Club Age	Members Lost Due to Cancellation	% of Clubs Cancelled for Non-Financial Reasons
33	0	1	-1	887	79	81	-2	-0.22%	899	27	30%	30%	3%	3%	0	0%	1	80	11	100%



Club Health Assessment for District 14 P through March 2025

			Status	Membership							Reports					Finance	LCIF
Club Number	Club Name	Charter Date		Current Member Count	YTD Members Added	YTD Members Dropped	YTD Net Growth	YTD Net Growth%	Member Count 12 Months Ago	Avg. length of service for dropped members	Months Since Last MMR ***	Yrs. Since Last Officer Report	President Rotation	Vice President Reported ****	Months Since Last Activity Report ***	Account Balance	Donations for current Fiscal Year
			Number of times on status quo within last two years	If below 15 members appears				If net loss is greater than 20% appears			If no report in 3 months appears in	When more than one year appears in	Number of repeat terms	Notes the officers that do not have an active	If no report at 12 months appears in red		

* - P - Priority Club. Cancellation Reasons: 1-Objectives/conduct, 2-Non-active club, 5-Non-existing club, 6-Disbanding, 7-Merger, 8-Financial Suspension, 9-District/Multiple District Dues.
** - Abbreviation: P-President, S-Secretary, T-Treasurer, M-Member Chairperson, VP-First Vice President, MC-Communications Chairperson, SC-Service Chairperson
*** - Abbreviation: N/R - Never reported using the Lions Clubs website, N/A - Not applicable, No password registered for the Lions Clubs website.
**** - Abbreviation: N - New, IP - Immediate Past, R - Repeat.



Club Health Assessment for District 14 T through March 2025

Club Number	Club Name	Charter Date	Status	Membership							Reports					Finance	LCIF
				Current Member Count	YTD Members Added	YTD Members Dropped	YTD Net Growth	YTD Net Growth%	Member Count 12 Months Ago	Avg. length of service members	Months Since Last MMR ***	Yrs. Since Last Officer Report	President Rotation	Vice President Reported ****	Months Since Last Activity Report ***	Account Balance	Donations for current Fiscal Year
			Number of times on status quo within last two years	If below 15 members appears				If net loss is greater than 20% appears			If no report in 3 months appears in	When more than one year appears in	Number of repeat terms	Notes the officers that do not have an active	If no report at 12 months red		
Clubs more than two years old																	
6490	BLAIN	03/09/1945	Active	19	0	7	-7	-26.92%	28	14	1			N	VP,SC	2	
6497	CHAMBERSBURG	06/19/1924	Active	22	0	2	-2	-8.33%	24	30	3		4		M,VP,SC	3	
43859	CHAMBERSBURG EVENING	05/29/1984	Active	17	1	4	-3	-15.00%	20	30	2			N	M,SC	0	\$50.00
6499	DUNCANNON	02/26/1947	Active	39	2	3	-1	-2.50%	40	13	2			N	T,VP,SC	2	
6500	EAST HANOVER	01/11/1951	Active	21	0	0	0	0.00%	21		9		2	R	P,T,SC	24+	\$5,000.00
6501	FAYETTE	11/08/1951	Active	29	1	2	-1	-3.33%	30	32	1				VP,SC	12	
108558	Fayetteville Area	06/07/2010	Active(1)	3	0	12	-12	-80.00%	15	11	0		None		P,S,M,VP,SC	12	90+ Days
6502	GREENCASTLE	03/09/1944	Active	23	0	1	-1	-4.17%	24	4	1		2	N	SC	1	
6503	GREENE TOWNSHIP	02/11/1958	Active	24	0	0	0	0.00%	24		0			N		0	
6504	HARRISBURG	03/08/1921	Active	20	0	1	-1	-4.76%	23	3	1		2		M,VP,SC	11	90+ Days
	Exc Award (06/30/2019)																
6507	HERSHEY	09/15/1944	Active	29	0	1	-1	-3.33%	26	3	5			N		3	\$1,780.00
6510	ICKESBURG	01/23/1945	Active	60	0	5	-5	-7.69%	66	8	4			N	SC	0	
	Exc Award (06/30/2018)																
6511	LANDISBURG	05/04/1948	Active	63	1	0	1	1.61%	61		0			N	SC	0	
	Exc Award (06/30/2019)																
6513	LIVERPOOL	10/10/1938	Active	34	0	0	0	0.00%	34		7				S,M,VP,SC	13	
6514	LOWER PAXTON TOWNSHIP	01/30/1948	Active	47	4	0	4	9.30%	45		0			N		0	
	Exc Award (06/30/2023)																
138731	Lower Paxton Township Lioness	06/21/2019	Active	18	0	2	-2	-10.00%	22	5	0		2	R		0	
29096	LOWER SWATARA L C	04/08/1974	Active	47	3	1	2	4.44%	43	37	0		None	N	P,M	0	\$25.00
	Exc Award (06/30/2023, 06/30/2024)																
6516	LURGAN TOWNSHIP	03/24/1959	Active	44	6	2	4	10.00%	42	21	1			IP	SC	5	
6517	MARYSVILLE	07/19/1945	Active	50	0	0	0	0.00%	49		13		4	R	M,VP,SC	24+	
6518	MERCERSBURG	02/26/1941	Active	40	2	1	1	2.56%	37	6	2		5	R	M,SC	24+	




Club Health Assessment for District 14 T through March 2025

			Status		Membership						Reports					Finance		LCIF		
Club Number	Club Name	Charter Date			Current Member Count	YTD Members Added	YTD Members Dropped	YTD Net Growth	YTD Net Growth%	Member Count 12 Months Ago	Avg. length of service for dropped members	Months Since Last MMR ***	Yrs. Since Last Officer Report	President Rotation	Vice President Reported ****	Months Since Last Activity Report ***	Account Balance	Donations for current Fiscal Year		
			Number of times on status quo within last two years		If below 15 members appears				If net loss is greater than 20% appears			If no report in 3 months appears in	When more than one year appears in	Number of repeat terms		Notes the officers that do not have appears in an active red				
6519	MIDDLE PAXTON	05/05/1960	Active		43	0	2	-2	-4.44%	45	10	0		2	N	M,SC	14			
6521	MIFFLINTOWN	05/24/1946	Active		37	2	2	0	0.00%	38	19	0		2	N	M,SC	4			
Exc Award (06/30/2023)																				
6522	MILLERSBURG	04/07/1925	Active		9	0	0	0	0.00%	9		12		10	N	M,VP,SC	2			
6524	MT PARNELL	01/10/1947	Active		26	0	5	-5	-16.13%	30	36	0			N	P,M,SC	20			
Exc Award (06/30/2016)																				
6525	NEW BLOOMFIELD	10/03/1938	Active		48	3	2	1	2.13%	48	16	0			N	SC	3		\$3,110.00	
6526	NEWPORT	02/14/1938	Active		21	1	4	-3	-12.50%	24	35	1		3	R	P,M,SC	24+			
6529	PATH VALLEY	12/09/1943	Active		23	1	0	1	4.55%	23		8		2	R	T,M,VP,SC	0			
6530	PAXTANG	04/16/1953	Active		50	5	0	5	11.11%	51		2			N		0			
Exc Award (06/30/2016, 06/30/2017)																				
6531	PENBROOK	01/18/1946	Active		16	1	2	-1	-5.88%	23	35	2		2	R	SC	0			
6533	PORT ROYAL	05/03/1945	Active		30	0	0	0	0.00%	30		22		2	R	S,M,SC	22	90+ Days		
6534	RICHFIELD	05/05/1953	Active		27	2	1	1	3.85%	23	28	0		2	R	T	11		\$200.00	
6535	ROUZERVILLE	02/03/1949	Active		22	3	6	-3	-12.00%	25	18	0		5	N	M,SC	24+			
31656	SHERMANS DALE	02/03/1976	Active		39	3	4	-1	-2.50%	42	14	2			R	T	1			
138766	Susquehanna Township	06/21/2019	Cancelled(8*)		0	0	6	-6	-100.00%	7	6	3		None		P,S,T,M,VP SC	24+	90+ Days		
6542	WAYNESBORO	11/06/1929	Active		28	2	1	1	3.70%	28	48	2		2	N		0		\$600.00	
Exc Award (06/30/2017, 06/30/2023, 06/30/20)																				
126237	Waynesboro Area Lioness	11/19/2015	Active		17	0	2	-2	-10.53%	18	5	0				M,VP,SC	20			
6543	WEST HANOVER	01/22/1951	Active		41	1	0	1	2.50%	39		10		4	R	SC	2			
Exc Award (06/30/2022)																				
Current Total Clubs Count	YTD New Clubs Count	YTD Cancelled Clubs Count	YTD Net Club Gain	Current Total Members Count	YTD Add	YTD Drop	YTD Net Growth	YTD Net Growth %	Member Count 12 Months Ago	Average Member Count Per Club	% of Clubs with less than 20 members	% No MMR in 3 Months	% No Officer Report in 12 Months	% of Clubs with balance 90+ days	Number of Clubs in Status Quo	% Status Quo Clubs in Financial Suspension	Number of Cancelled Clubs	Average Cancelled Club Age	Members Lost Due to Cancellation	% of Clubs Cancelled for Non-Financial Reasons
36	0	1	-1	1,126	44	81	-37	-3.18%	1,177	31	19%	28%	0%	8%	0	0%	1	6	6	0%



Club Health Assessment for District 14 T through March 2025

			Status	Membership							Reports					Finance	LCIF
Club Number	Club Name	Charter Date		Current Member Count	YTD Members Added	YTD Members Dropped	YTD Net Growth	YTD Net Growth%	Member Count 12 Months Ago	Avg. length of service for dropped members	Months Since Last MMR ***	Yrs. Since Last Officer Report	President Rotation	Vice President Reported ****	Months Since Last Activity Report ***	Account Balance	Donations for current Fiscal Year
			Number of times on status quo within last two years	If below 15 members appears				If net loss is greater than 20% appears			If no report in 3 months appears in	When more than one year appears in	Number of repeat terms	Notes the officers that do not have an active	If no report at 12 months appears in red		

* - P - Priority Club. Cancellation Reasons: 1-Objectives/conduct, 2-Non-active club, 5-Non-existing club, 6-Disbanding, 7-Merger, 8-Financial Suspension, 9-District/Multiple District Dues.
** - Abbreviation: P-President, S-Secretary, T-Treasurer, M-Member Chairperson, VP-First Vice President, MC-Communications Chairperson, SC-Service Chairperson
*** - Abbreviation: N/R - Never reported using the Lions Clubs website, N/A - Not applicable, No password registered for the Lions Clubs website.
**** - Abbreviation: N - New, IP - Immediate Past, R - Repeat.



Club Health Assessment for District 14 U through March 2025

			Status	Membership							Reports					Finance		LCIF
Club Number	Club Name	Charter Date		Current Member Count	YTD Members Added	YTD Members Dropped	YTD Net Growth	YTD Net Growth%	Member Count 12 Months Ago	Avg. length of service for dropped members	Months Since Last MMR ***	Yrs. Since Last Officer Report	President Rotation	Vice President Reported ****	Months Since Last Activity Report ***	Account Balance	Donations for current Fiscal Year	
			Number of times on status quo within last two years	If below 15 members appears				If net loss is greater than 20% appears			If no report in 3 months appears in	When more than one year appears in	Number of repeat terms	Notes the officers that do not have an active	If no report at 12 months appears in red			
Clubs more than two years old																		
33418	BOWMANSTOWN-PARRYVILL E L C Exc Award (06/30/2023)	03/14/1977	Active	28	1	2	-1	-3.45%	30	23	3			N	VP,SC	0		
105738	BUSHKILL SMITHFIELDS	06/09/2009	Active	15	3	0	3	25.00%	11		0			N	SC	1	\$20.00	
33078	DINGMANS FERRY	12/14/1976	Active	15	0	0	0	0.00%	15		11	1	None		P,S,T,M,VP SC	11	90+ Days	
6220	GREENE DREHER	04/06/1951	Active	16	1	2	-1	-5.88%	18	11	8		3	R	M,SC	22	\$500.00	
6161	JIM THORPE Exc Award (06/30/2023)	06/25/1948	Active	37	4	3	1	2.78%	33	17	0		2	N	SC	0	\$50.00	
65338	LEHIGHTON AREA LIONESS Exc Award (06/30/2023)	05/15/2002	Active	33	10	4	6	22.22%	26	16	0			N		0	\$1,125.00	
45767	LEHIGHTON FRANKLIN TOWNSHIP Exc Award (06/30/2022)	02/19/1986	Active	31	1	1	0	0.00%	31	3	5		3	R	P,SC	17		
6185	LITTLE SCHUYLKILL	12/11/1957	Active	17	1	1	0	0.00%	19	3	2		None	N	P,T,M,SC	1		
6188	MAHONING TOWNSHIP	11/07/1958	Active	25	0	1	-1	-3.85%	26	45	5		24	R	M,VP,SC	0	\$1,050.00	
6191	MC ADOO Exc Award (06/30/2021, 06/30/2023)	07/15/1937	Active	29	0	4	-4	-12.12%	33	3	3		3	R	M,SC	1	\$100.00	
6192	MILFORD Exc Award (06/30/2022)	05/15/1952	Active	20	0	1	-1	-4.76%	21	18	1			N	T,M,SC	1		
6193	MINERSVILLE AREA L C	10/19/1949	Active	29	0	0	0	0.00%	31		9			N	S,T,M,SC	24+	90+ Days	
6197	ORWIGSBURG	04/08/1935	Active	64	11	2	9	16.36%	58	9	2				P,T,M,VP,SC	24+		
6198	PALMERTON	10/18/1954	Active	8	0	5	-5	-38.46%	13	7	1		None		P,M,VP,SC	13		
6199	PINE GROVE Exc Award (06/30/2021, 06/30/2023)	01/10/1947	Active	43	1	1	0	0.00%	43	4	3			N		0	\$1,000.00	
6201	POCONO Exc Award (06/30/2022)	11/22/1949	Active	91	4	15	-11	-10.78%	98	9	1			N	M,SC	6	90+ Days	
6202	PORTER TOWER L C Exc Award (06/30/2021)	12/01/1955	Active	66	6	2	4	6.45%	63	10	1		3	N	M,VP,SC	0		



Club Health Assessment for District 14 U through March 2025

Club Number	Club Name	Charter Date	Status	Membership							Reports					Finance	LCIF
				Current Member Count	YTD Members Added	YTD Members Dropped	YTD Net Growth	YTD Net Growth%	Member Count 12 Months Ago	Avg. length of service for dropped members	Months Since Last MMR ***	Yrs. Since Last Officer Report	President Rotation	Vice President Reported ****	Months Since Last Activity Report ***	Account Balance	Donations for current Fiscal Year
			Number of times on status quo within last two years	If below 15 members appears				If net loss is greater than 20% appears			If no report in 3 months appears in	When more than one year appears in	Number of repeat terms	Notes the officers that do not have an active	If no report at 12 months appears in red		
6204	POTTSVILLE Exc Award (06/30/2023)	07/17/1923	Active	51	2	5	-3	-5.56%	54	26	3			N SC	17		\$500.00
6207	SAINT CLAIR Exc Award (06/30/2023)	02/28/1951	Active	30	6	0	6	25.00%	24		0		None	P,T,M,VP,SC	12		\$2,000.00
6209	SCHUYLKILL HAVEN	04/12/1935	Active	24	0	0	0	0.00%	26		9	1	None	P,S,T,M,VP SC	15	90+ Days	\$1,500.00
32285	SHOHOLA AREA L C	05/25/1976	Active(1)	18	0	2	-2	-10.00%	20	30	1		None	P,M,VP,SC	12		
6217	STROUDSBURG Exc Award (06/30/2023)	12/22/1924	Active	31	2	0	2	6.90%	35		1			M,VP,SC	0		\$30.00
6219	TANNERSVILLE	11/29/1954	Active	46	0	3	-3	-6.12%	49	11	6			N P,M,SC	5		
50975	VALLEY VIEW TRI-VALLEY Exc Award (06/30/2018, 06/30/2023)	10/04/1990	Active	22	0	1	-1	-4.35%	25	5	6		3	R VP	0		\$1,000.00
6223	WAYNE TOWNSHIP L C	05/23/1972	Active	17	0	1	-1	-5.56%	19	58	1		4	N M,SC	3		\$4,706.60
6227	WEST PENN TWSP Exc Award (06/30/2022)	01/05/1948	Active	28	3	2	1	3.70%	27	11	0			N M	0		\$600.00

Clubs Cancelled Previous Fiscal Year – Clubs Cancelled within last 12 months may be reinstated

Club Number	Club Name	Charter Date	Current Status*	Cancellation Date
6218	TAMAQUA	05/25/1937	Cancelled(8*)	06/29/2024
6225	WESTERN POCONOS L C	11/17/1948	Cancelled(6*)	06/29/2024

Current Total Clubs Count	YTD New Clubs Count	YTD Cancelled Clubs Count	YTD Net Club Gain	Current Total Members Count	YTD Add	YTD Drop	YTD Net Growth	YTD Net Growth %	Member Count 12 Months Ago	Average Member Count Per Club	% of Clubs with less than 20 members	% No MMR in 3 Months	% No Officer Report in 12 Months	% of Clubs with balance 90+ days	Number of Clubs in Status Quo	% Status Quo Clubs in Financial Suspension	Number of Cancelled Clubs	Average Cancelled Club Age	Members Lost Due to Cancellation	% of Clubs Cancelled for Non-Financial Reasons
26	0	0	0	834	56	58	-2	-0.24%	848	32	27%	46%	8%	15%	0	0%	0	0	0	0%

* - P - Priority Club. Cancellation Reasons: 1-Objectives/conduct, 2-Non-active club, 5-Non-existing club, 6-Disbanding, 7-Merger, 8-Financial Suspension, 9-District/Multiple District Dues.

** - Abbreviation: P-President, S-Secretary, T-Treasurer, M-Member Chairperson, VP-First Vice President, MC-Communications Chairperson, SC-Service Chairperson

*** - Abbreviation: N/R - Never reported using the Lions Clubs website, N/A - Not applicable, No password registered for the Lions Clubs website.

**** - Abbreviation: N - New, IP - Immediate Past, R - Repeat.




Club Health Assessment for District 14 W through March 2025

Club Number	Club Name	Charter Date	Status	Membership							Reports					Finance	LCIF
				Current Member Count	YTD Members Added	YTD Members Dropped	YTD Net Growth	YTD Net Growth%	Member Count 12 Months Ago	Avg. length of service for members	Months Since Last MMR ***	Yrs. Since Last Officer Report	President Rotation	Vice President Reported ****	Months Since Last Activity Report ***	Account Balance	Donations for current Fiscal Year
			Number of times on status quo within last two years	If below 15 members appears				If net loss is greater than 20% appears			If no report in 3 months appears	When more than one year appears in	Number of repeat terms	Notes the officers that do not have an active	If no report at 12 months red		
Clubs more than two years old																	
6047	ASHLEY	01/31/1947	Active(1)	10	3	1	2	25.00%	8	0	2			P,M,VP,SC	24+		
6055	DALLAS	02/20/1950	Active	13	0	3	-3	-18.75%	13	1	2		N	SC	9		\$700.00
6058	DRUMS	04/18/1955	Active	41	3	1	2	5.13%	39	4	2		2	N	2		\$500.00
66292	DRUMS LIONESS	06/25/2002	Active	43	7	0	7	19.44%	36		1		N	M,VP,SC	0		\$300.00
Exc Award (06/30/2022, 06/30/2023, 06/30/2024)																	
6060	DUPONT	01/17/1949	Active	46	5	2	3	6.98%	42	8	2			T,M,VP,SC	1		\$1,200.00
Exc Award (06/30/2023)																	
6061	DURYEA	09/19/1950	Active	10	0	0	0	0.00%	11		9		N	M,VP,SC	12		
6063	EXETER	11/28/1951	Active	22	0	2	-2	-8.33%	21	15	3		2	R	P,M,SC	24+	\$100.00
31737	FORTY FORT	02/20/1976	Active	60	6	2	4	7.14%	56	8	0			M,VP,SC	4		\$1,000.00
Exc Award (06/30/2023)																	
6068	HANOVER TOWNSHIP	06/20/1945	Active	22	1	1	0	0.00%	25	5	8		7	R	M	24+	\$1,000.00
6070	HARVEYS LAKE	02/03/1950	Active	8	0	1	-1	-11.11%	9	17	5		3		T,M,VP,SC	14	
6072	HAZLETON	10/22/1923	Active	17	2	0	2	13.33%	21		2		2	R		0	90+ Days
Exc Award (06/30/2023)																	
35715	HUGHESTOWN	06/14/1978	Active(1)	13	1	0	1	8.33%	12		1		17	R	P,M,SC	12	
6075	JENKINS TOWNSHIP	10/06/1958	Active	30	2	0	2	7.14%	28		6		9		M,VP,SC	24+	
97178	KINGSTON	05/23/2006	Active(3)	6	0	4	-4	-40.00%	10	20	5		None	P,S,T,M,VP,SC	24+	90+ Days	
36049	LAKE SILKWORTH AREA L C	09/15/1978	Active	18	0	1	-1	-5.26%	18	42	1			R	M,SC	0	\$150.00
Exc Award (06/30/2023)																	
6087	NANTICOKE	03/11/1935	Active	9	2	0	2	28.57%	7		6		16		T,M,VP,SC	6	90+ Days
33015	NEWPORT TOWNSHIP	11/22/1976	Active	19	0	0	0	0.00%	19		5		9		P,T,M,VP,SC	24+	
31009	PARSONS	06/27/1975	Active	16	0	3	-3	-15.79%	19	14	3			IP	T,M	2	
6092	PLAINS	02/18/1947	Active	46	1	9	-8	-14.81%	57	3	2			N		0	\$100.00
Exc Award (06/30/2016, 06/30/2022)																	



Club Health Assessment for District 14 W through March 2025

			Status	Membership							Reports					Finance	LCIF
Club Number	Club Name	Charter Date		Current Member Count	YTD Members Added	YTD Members Dropped	YTD Net Growth	YTD Net Growth%	Member Count 12 Months Ago	Avg. length of service for dropped members	Months Since Last MMR ***	Yrs. Since Last Officer Report	President Rotation	Vice President Reported ****	Months Since Last Activity Report ***	Account Balance	Donations for current Fiscal Year
			Number of times on status quo within last two years	If below 15 members appears				If net loss is greater than 20% appears			If no report in 3 months appears in	When more than one year appears in	Number of repeat terms	Notes the officers that do not have an active	If no report at 12 months appears in red		
64428	PLAINS J L WROBLEWSKI MT LAURE	06/15/2001	Active	24	4	0	4	20.00%	20		2			N P,SC	2		
6103	TWIN BORO	09/27/1951	Active	14	0	2	-2	-12.50%	16	8	2			N M,SC	24+		
6105	TWIN COUNTY	03/15/1954	Active	34	1	1	0	0.00%	27	14	0		2	P,T,M,VP,SC	0		\$20.00
6107	WEST HAZLETON	03/13/1947	Active	11	0	0	0	0.00%	11		9		13	R M	1		
6109	WHITE HAVEN	04/18/1938	Active	27	2	1	1	3.85%	25	3	1			N M,SC	1		
61883	WILKES BARRE	05/11/1999	Active	17	1	0	1	6.25%	16		5			N P,VP,SC	1		\$250.00
Exc Award (06/30/2021, 06/30/2024)																	

Clubs Cancelled Previous Fiscal Year – Clubs Cancelled within last 12 months may be reinstated

Club Number	Club Name	Charter Date	Current Status*	Cancellation Date
6104	TWIN CITIES	02/25/1947	Cancelled(6*)	12/29/2023

Current Total Clubs Count	YTD New Clubs Count	YTD Cancelled Clubs Count	YTD Net Club Gain	Current Total Members Count	YTD Add	YTD Drop	YTD Net Growth	YTD Net Growth %	Member Count 12 Months Ago	Average Member Count Per Club	% of Clubs with less than 20 members	% No MMR in 3 Months	% No Officer Report in 12 Months	% of Clubs with balance 90+ days	Number of Clubs in Status Quo	% Status Quo Clubs in Financial Suspension	Number of Cancelled Clubs	Average Cancelled Club Age	Members Lost Due to Cancellation	% of Clubs Cancelled for Non-Financial Reasons
25	0	0	0	576	41	34	7	1.23%	566	23	56%	44%	0%	12%	0	0%	0	0	0	0%

* - P - Priority Club. Cancellation Reasons: 1-Objectives/conduct, 2-Non-active club, 5-Non-existing club, 6-Disbanding, 7-Merger, 8-Financial Suspension, 9-District/Multiple District Dues.

** - Abbreviation: P-President, S-Secretary, T-Treasurer, M-Member Chairperson, VP-First Vice President, MC-Communications Chairperson, SC-Service Chairperson

*** - Abbreviation: N/R - Never reported using the Lions Clubs website, N/A - Not applicable, No password registered for the Lions Clubs website.

**** - Abbreviation: N - New, IP - Immediate Past, R - Repeat.



Club Health Assessment for District 16 N through March 2025

			Status	Membership							Reports					Finance		LCIF	
Club Number	Club Name	Charter Date		Current Member Count	YTD Members Added	YTD Members Dropped	YTD Net Growth	YTD Net Growth%	Member Count 12 Months Ago	Avg. length of service for dropped members	Months Since Last MMR ***	Yrs. Since Last Officer Report	President Rotation	Vice President Reported ****	Months Since Last Activity Report ***	Account Balance	Donations for current Fiscal Year		
			Number of times on status quo within last two years	If below 15 members appears					If net loss is greater than 20% appears					If no report in 3 months appears in	When more than one year appears in	Number of repeat terms	Notes the officers that do not have appears in an active	If no report at 12 months red	
Clubs less than two years old																			
178034	Bayonne	08/29/2024	Active	28	38	10	28	100.00%	0	0	1			N	M,SC	N/R	\$340.00		
Clubs more than two years old																			
6861	BELVIDERE	06/02/1952	Active	37	4	2	2	5.71%	35	14	2		2	N		0	\$1,500.00		
Exc Award (06/30/2018)																			
6606	BERGENFIELD	03/31/1949	Active	22	0	0	0	0.00%	25		8		6	R	SC	21			
6863	BLOOMFIELD	10/29/1924	Active(1)	16	0	0	0	0.00%	16		5		10		M,VP,SC	24+	\$200.00		
150187	Camp Marcella Alumni	04/06/2022	Active(2)	12	0	0	0	0.00%	12		2		4		S,M,VP,SC	N/A	90+ Days		
6609	CARLSTADT EAST RUTHERFORD	01/07/1948	Active	10	0	0	0	0.00%	10		2		4		M,VP,SC	12			
6865	CEDAR GROVE	01/05/1956	Active	11	0	1	-1	-8.33%	12	2	2		8		M,VP,SC	N/R	\$200.00		
6869	CHESTER	11/24/1969	Active	42	1	3	-2	-4.55%	43	29	5			N	M,SC	12	\$1,500.00		
141585	Chester Lioness	05/26/2020	Active	32	7	8	-1	-3.03%	34	4	0				M,VP,SC	0	\$100.00		
6612	CLOSTER	05/26/1939	Active	20	2	0	2	11.11%	18		1		7	R	T,M	24+	\$100.00		
6614	DUMONT	03/22/1951	Active	10	1	0	1	11.11%	9		3		21		VP,SC	24+			
6620	FAIR LAWN	10/25/1950	Active	14	2	3	-1	-6.67%	15	34	0		3	R	M,VP,SC	3			
6624	FRANKLIN LAKES	04/20/1965	Active	45	4	5	-1	-2.17%	45	14	1			R	T,SC	24+			
6627	HACKENSACK	12/14/1927	Active	19	0	0	0	0.00%	18		10		3	R	M,SC	17	\$555.00		
67286	HARMONY TOWNSHIP	02/10/2003	Active	48	0	5	-5	-9.43%	53	10	1		3		T,M,VP,SC	N/R	90+ Days		
6628	HARRINGTON PARK	06/29/1953	Active	7	0	1	-1	-12.50%	8	46	7			N	M,SC	24+			
6629	HARRISON	07/25/1951	Active(2)	28	0	2	-2	-6.67%	30	32	3		2		M,VP,SC	24+	90+ Days		
Exc Award (06/30/2018)																			
6630	HASBROUCK HEIGHTS	03/19/1931	Active	29	2	0	2	7.41%	28		1		4		VP,SC	5			
6631	HAWTHORNE	05/07/1953	Active	30	1	2	-1	-3.23%	31	11	2		3		P,M,VP,SC	24+	90+ Days		
6634	JERSEY CITY HUDSON CITY	11/24/1953	Active	23	0	1	-1	-4.17%	24	3	8		3	R	VP,SC	2	\$600.00		
6635	KEARNY	11/19/1946	Active	9	0	0	0	0.00%	9		10		6	R	P,M,VP,SC	15			



Club Health Assessment for District 16 N through March 2025

Club Number	Club Name	Charter Date	Status	Membership							Reports					Finance	LCIF
				Current Member Count	YTD Members Added	YTD Members Dropped	YTD Net Growth	YTD Net Growth%	Member Count 12 Months Ago	Avg. length of service for dropped members	Months Since Last MMR ***	Yrs. Since Last Officer Report	President Rotation	Vice President Reported ****	Months Since Last Activity Report ***	Account Balance	Donations for current Fiscal Year
			Number of times on status quo within last two years	If below 15 members appears				If net loss is greater than 20% appears			If no report in 3 months appears in	When more than one year appears in	Number of repeat terms	Notes the officers that do not have an active	If no report at 12 months red		
34742	KNOWLTON TOWNSHIP L C	12/12/1977	Active	31	2	2	0	0.00%	32	7	2		2	R	M,VP,SC	22	\$1,000.00
6886	LINCOLN PARK	03/28/1963	Active	17	0	0	0	0.00%	18		10		2	N	SC	24+	\$30.00
6888	LIVINGSTON	01/22/1946	Active(1)	35	2	8	-6	-14.63%	41	5	6		3	N	M,SC	14	
Exc Award (06/30/2021, 06/30/2022, 06/30/20																	
6642	MIDLAND PARK	01/17/1951	Active	7	0	2	-2	-22.22%	9	16	2		4		S,T,M,VP,SC	1	\$236.00
6877	MT OLIVE	12/01/1969	Active(1)	13	0	1	-1	-7.14%	16	2	3		2	R	P,M,VP,SC	24+	
6895	NEWARK	05/31/1921	Active	9	0	0	0	0.00%	9		2		7		M,VP,SC	24+	
38279	NEWARK BORINQUEN	04/28/1980	Active	10	1	1	0	0.00%	10	10	1		None		P,M,VP,SC	24+	
6653	ORADELL	06/12/1939	Active(1)	15	0	0	0	0.00%	15		12		None		P,S,M,VP,SC	24+	
153711	Parsippany	02/14/2023	Active	34	6	2	4	13.33%	30	2	1		3	N	M,SC	15	\$2,000.00
121896	Passaic County Community College (PCCC)	04/16/2014	Active	30	18	7	11	57.89%	18	2	0		2	N	M,SC	8	\$336.00
6656	PASSAIC-CLIFTON	12/29/1921	Active	18	3	2	1	5.88%	16	8	5		22	R		9	\$1,430.00
Exc Award (06/30/2020, 06/30/2022, 06/30/20																	
42387	PATERSON SIMON BOLIVAR	03/25/1983	Active(2)	28	1	2	-1	-3.45%	29	12	0		8		M,VP,SC	19	
6661	RIDGEFIELD	05/29/1951	Active	6	0	0	0	0.00%	6		9		10		P,T,M,VP,SC	24+	
6664	RIVER EDGE	08/27/1951	Active	15	7	3	4	36.36%	11	17	1		2		M,VP,SC	20	\$110.00
6666	RUTHERFORD	03/08/1922	Active	29	3	2	1	3.57%	30	7	2			N	SC	15	\$25.00
Exc Award (06/30/2022)																	
46698	SADDLE BROOK MAIN	12/11/1986	Active	16	0	3	-3	-15.79%	23	14	3		2		M,VP,SC	13	\$25.00
6668	SADDLE RIVER VALLEY	12/03/1957	Active	36	0	0	0	0.00%	38		9		2	R	SC	24+	
35341	SOUTH ORANGE	04/17/1978	Active(1)	18	0	0	0	0.00%	18		2		2		M,VP,SC	15	\$500.00
Exc Award (06/30/2018)																	
6672	TENAFLY	05/19/1939	Active(1)	5	0	0	0	0.00%	5		2		6		M,VP,SC	N/R	
51823	UNION CITY ECUATORIANOS	06/06/1991	Active(2)	4	0	0	0	0.00%	4		15		8	R	M,SC	24+	
6924	VERONA	03/30/1951	Active	34	5	5	0	0.00%	34	8	1			N	P,M,SC	17	\$500.00
6676	WALDWICK	06/08/1955	Active	32	0	1	-1	-3.03%	32	6	7			N	M,SC	24+	



Club Health Assessment for District 16 N through March 2025

			Status	Membership							Reports					Finance		LCIF
Club Number	Club Name	Charter Date		Current Member Count	YTD Members Added	YTD Members Dropped	YTD Net Growth	YTD Net Growth%	Member Count 12 Months Ago	Avg. length of service for dropped members	Months Since Last MMR ***	Yrs. Since Last Officer Report	President Rotation	Vice President Reported ****	Months Since Last Activity Report ***	Account Balance	Donations for current Fiscal Year	
			Number of times on status quo within last two years	If below 15 members appears				If net loss is greater than 20% appears			If no report in 3 months appears in	When more than one year appears in	Number of repeat terms	Notes the officers that do not have an active	If no report at 12 months appears in red			
6677	WALLINGTON	05/08/1952	Active	16	0	0	0	0.00%	16		2		3	M,VP,SC	24+		\$750.00	
6679	WAYNE TOWNSHIP	07/12/1960	Active	28	2	4	-2	-6.67%	30	30	0			N	M,SC	24		
6680	WEST MILFORD TOWNSHIP	10/24/1956	Active	20	2	3	-1	-4.76%	21	1	4			N	SC	4	\$1,180.00	
36691	WEST NY LEONES CUB DE HUDSON Exc Award (06/30/2022)	03/23/1979	Active	80	1	6	-5	-5.88%	93	20	0				M,VP,SC	0		
6928	WEST ORANGE	03/18/1953	Active(1)	5	0	0	0	0.00%	5		13		8	P,S,T,M,VP SC	24+			
6682	WOOD RIDGE	06/23/1939	Active	59	6	0	6	11.32%	54		1			N	M,SC	9	\$1,580.00	
6683	WYCKOFF	02/07/1951	Active	14	0	0	0	0.00%	14		18	1	None	P,S,T,M,VP SC	24+	90+ Days	\$140.00	

Clubs Cancelled Previous Fiscal Year – Clubs Cancelled within last 12 months may be reinstated

Club Number	Club Name	Charter Date	Current Status*	Cancellation Date
6619	ENGLEWOOD CLIFFS	10/15/1952	Cancelled(6*)	06/29/2024
6921	FRANKLIN TOWNSHIP-WARREN	12/19/1963	Cancelled(6*)	07/29/2023
6862	NORTH WARREN	10/22/1956	Cancelled(6*)	02/29/2024
6915	ROCKAWAY TOWNSHIP	03/31/1952	Cancelled(8*)	06/29/2024

Current Total Clubs Count	YTD New Clubs Count	YTD Cancelled Clubs Count	YTD Net Club Gain	Current Total Members Count	YTD Add	YTD Drop	YTD Net Growth	YTD Net Growth %	Member Count 12 Months Ago	Average Member Count Per Club	% of Clubs with less than 20 members	% No MMR in 3 Months	% No Officer Report in 12 Months	% of Clubs with balance 90+ days	Number of Clubs in Status Quo	% Status Quo Clubs in Financial Suspension	Number of Cancelled Clubs	Average Cancelled Club Age	Members Lost Due to Cancellation	% of Clubs Cancelled for Non-Financial Reasons
50	1	0	1	1,156	121	97	24	2.12%	1,152	23	50%	44%	2%	14%	0	0%	0	0	0	0%

* - P - Priority Club. Cancellation Reasons: 1-Objectives/conduct, 2-Non-active club, 5-Non-existing club, 6-Disbanding, 7-Merger, 8-Financial Suspension, 9-District/Multiple District Dues.

** - Abbreviation: P-President, S-Secretary, T-Treasurer, M-Member Chairperson, VP-First Vice President, MC-Communications Chairperson, SC-Service Chairperson

*** - Abbreviation: N/R - Never reported using the Lions Clubs website, N/A - Not applicable, No password registered for the Lions Clubs website.

**** - Abbreviation: N - New, IP - Immediate Past, R - Repeat.



Club Health Assessment for District 16 J through March 2025

			Status	Membership							Reports					Finance		LCIF
Club Number	Club Name	Charter Date		Current Member Count	YTD Members Added	YTD Members Dropped	YTD Net Growth	YTD Net Growth%	Member Count 12 Months Ago	Avg. length of service for dropped members	Months Since Last MMR ***	Yrs. Since Last Officer Report	President Rotation	Vice President Reported ****	Months Since Last Activity Report ***	Account Balance	Donations for current Fiscal Year	
			Number of times on status quo within last two years	If below 15 members appears				If net loss is greater than 20% appears			If no report in 3 months appears in	When more than one year appears in	Number of repeat terms	Notes the officers that do not have appears in an active	If no report at 12 months red			
Clubs less than two years old																		
178997	Atlantic Connections Cyber Leo	11/27/2024	Active	20	22	2	20	100.00%	0	7	2			N	3			
157119	Plainsboro Township	02/09/2024	Active	18	8	16	-8	-30.77%	26	1	0			N	0			
Clubs more than two years old																		
6813	BERNARDS	05/22/1962	Active	10	0	0	0	0.00%	10		9		13	R	SC	N/R	90+ Days	
145084	Central Jersey Professionals & Entrepreneurs Exc Award (06/30/2021)	02/09/2021	Active(1)	5	0	3	-3	-37.50%	12	3	4		5		M,VP,SC	19	90+ Days	
6816	CRANBURY Exc Award (06/30/2021)	06/21/1932	Active	33	0	6	-6	-15.38%	38	13	0			R	SC	11	\$1,050.00	
6817	DUNELLEN	08/06/1936	Active	22	0	0	0	0.00%	22		21	1	None		P,S,T,M,VP SC	N/R	90+ Days	
137468	East Brunswick	02/15/2019	Active(1)	11	0	0	0	0.00%	11		8		2		M,VP,SC	N/R		
97443	EDISON METRO Exc Award (06/30/2018)	06/29/2006	Active	39	7	0	7	21.88%	40		3			R		24+		
107872	EDISON VISIONARY Exc Award (06/30/2016, 06/30/2018, 06/30/2020)	03/25/2010	Active	30	3	31	-28	-48.28%	30	1	2			N		7	90+ Days	
54412	ELIZABETH BORINQUEN Exc Award (06/30/2016, 06/30/2020)	04/30/1993	Active(1)	1	0	0	0	0.00%	1		2		None		P,S,T,M,VP SC	24+		
40415	ELIZABETH COLOMBIAN	10/28/1981	Active(2)	8	0	1	-1	-11.11%	9	14	3		7		S,T,M,VP,SC	24+		
6873	ELIZABETH CUBANOS	03/09/1973	Active	60	4	1	3	5.26%	60	20	0			N	M,SC	18	\$1,000.00	
36304	ELIZABETH PORTUGUESE Exc Award (06/30/2018)	12/07/1978	Active	71	5	0	5	7.58%	67		0			N	M,SC	3	\$2,000.00	
6820	FLEMINGTON	03/02/1939	Active(1)	21	0	0	0	0.00%	21		21	1	None		P,S,T,M,VP SC	24+	90+ Days	
6823	FRENCHTOWN	06/22/1936	Active	25	2	0	2	8.70%	23		5		4		M,VP,SC	9		
125113	Garden State Champions Lions Club Exc Award (06/30/2018)	06/19/2015	Active(1)	14	0	0	0	0.00%	14		19		9		VP,SC	24+		
6878	GARWOOD	03/26/1929	Active(2)	7	0	1	-1	-12.50%	8	4	7		2		S,T,M,VP,SC	24+		



Club Health Assessment for District 16 J through March 2025

			Status	Membership							Reports					Finance		LCIF
Club Number	Club Name	Charter Date		Current Member Count	YTD Members Added	YTD Members Dropped	YTD Net Growth	YTD Net Growth%	Member Count 12 Months Ago	Avg. length of service for dropped members	Months Since Last MMR ***	Yrs. Since Last Officer Report	President Rotation	Vice President Reported ****	Months Since Last Activity Report ***	Account Balance	Donations for current Fiscal Year	
			Number of times on status quo within last two years	If below 15 members appears				If net loss is greater than 20% appears			If no report in 3 months appears in	When more than one year appears in	Number of repeat terms		Notes the officers that do not have an active	If no report at 12 months appears in red		
6825	GREEN BROOK	03/13/1950	Active	29	1	2	-1	-3.33%	30	6	1		2	R	M,SC	24+		\$1,000.00
Exc Award (06/30/2021)																		
51021	HIGHLAND PARK PHIL AM	10/29/1990	Active	14	0	0	0	0.00%	14		8		2	N	M,VP,SC	3		\$150.00
6707	HIGHTSTOWN-EAST WINDSOR L C	10/27/1936	Active	12	0	1	-1	-7.69%	13	5	6		3	R	SC	23		\$1,085.00
6881	HILLSIDE	10/04/1951	Active	22	3	10	-7	-24.14%	29	15	0			N	M,SC	8		\$100.00
Exc Award (06/30/2018, 06/30/2023)																		
6708	HOPEWELL VALLEY	12/13/1950	Active	13	0	5	-5	-27.78%	18	15	3			N	SC	24+		\$100.00
138299	MCCC Visionary Campus	05/17/2019	Active(3)	1	0	0	0	0.00%	1		22	2	None		P,S,T,M,VP SC	N/R		
123126	Menlo Park	09/23/2014	Active	26	2	0	2	8.33%	28		1			N	SC	3		
Exc Award (06/30/2020, 06/30/2021, 06/30/2022)																		
6721	MERCERVILLE	09/16/1970	Active	18	0	0	0	0.00%	18		21		None		P,S,M,VP,SC	24+		
6833	METUCHEN	11/07/1946	Active	16	0	0	0	0.00%	15		9			N	SC	24+		\$600.00
140752	Middlesex Visionary	01/17/2020	Active	15	0	0	0	0.00%	15		27				S,M,VP,SC	24+	90+ Days	
Exc Award (06/30/2021)																		
6834	MILFORD	10/06/1949	Active	24	0	0	0	0.00%	24		21		10	R	M,SC	24+		
Exc Award (06/30/2018)																		
6835	MILLTOWN	08/29/1928	Active	26	1	0	1	4.00%	25		8		4	R	M,SC	22		
6838	NEW BRUNSWICK	03/27/1921	Active(1)	9	0	0	0	0.00%	9		16	1	None		P,S,T,M,VP SC	24+	90+ Days	
148581	New Jersey Artists	10/15/2021	Active	33	7	2	5	17.86%	23	5	0			N		9		
Exc Award (06/30/2022)																		
138030	New Jersey Fitness	04/29/2019	Cancelled(6*)	0	0	0	0	0.00%	10		8	2	None		P,S,T,M,VP SC	24+		
Exc Award (06/30/2022)																		
123709	New Jersey Multicultural Lions	12/15/2014	Active	33	1	0	1	3.13%	35		0			N	SC	0		\$605.00
141170	New Jersey Peruvian	06/02/2020	Active	16	0	6	-6	-27.27%	22	4	2			IP	M,SC	23	90+ Days	
Exc Award (06/30/2021)																		
138090	New Jersey Renaissance	06/25/2019	Active(1)	2	0	0	0	0.00%	3		9		3		S,M,VP,SC	24+		\$1,000.00
6904	NEW PROVIDENCE	05/14/1969	Active	48	1	5	-4	-7.69%	52	15	1			N	SC	0		\$1,000.00



Club Health Assessment for District 16 J through March 2025

			Status	Membership							Reports					Finance	LCIF	
Club Number	Club Name	Charter Date		Current Member Count	YTD Members Added	YTD Members Dropped	YTD Net Growth	YTD Net Growth%	Member Count 12 Months Ago	Avg. length of service for dropped members	Months Since Last MMR ***	Yrs. Since Last Officer Report	President Rotation	Vice President Reported ****	Months Since Last Activity Report ***	Account Balance	Donations for current Fiscal Year	
			Number of times on status quo within last two years	If below 15 members appears				If net loss is greater than 20% appears			If no report in 3 months appears in	When more than one year appears in	Number of repeat terms	Notes the officers that do not have an active	If no report at 12 months appears in red			
6840	NORTH PLAINFIELD	03/29/1949	Active	13	0	1	-1	-7.14%	15	18	8		14	M,VP,SC	24+		\$100.00	
6842	OLD BRIDGE	02/21/1958	Active(3)	3	0	0	0	0.00%	3		19	1	None	P,S,T,M,VP SC	24+			
125223	Old Bridge Visionary Lions Club	06/22/2015	Active	24	5	0	5	26.32%	19		0		R	M,SC	3	90+ Days		
Exc Award (06/30/2020, 06/30/2021)																		
132909	Princeton	01/09/2018	Active(1)	17	0	5	-5	-22.73%	26	4	0		2	R	M,SC	15	90+ Days	\$1,070.00
Exc Award (06/30/2019, 06/30/2021)																		
115787	RUTGERS VISIONARY CAMPUS	01/03/2012	Active(1)	1	0	0	0	0.00%	1		16	2	None	P,S,T,M,VP SC	24+			
6847	SAYREVILLE	07/07/1936	Active	38	1	1	0	0.00%	48	32	0		2	R		0	\$1,300.00	
Exc Award (06/30/2018, 06/30/2020, 06/30/2021)																		
6916	SCOTCH PLAINS	06/23/1949	Active	4	0	0	0	0.00%	5		9		2	VP,SC	N/R	90+ Days		
134096	SOMERSET FRANKLIN	04/05/2018	Active	18	3	1	2	12.50%	19	7	3		2	R	SC	3	\$180.00	
Exc Award (06/30/2021)																		
99746	SOMERVILLE METRO	06/26/2007	Active	36	6	2	4	12.50%	32	10	0			N	SC	1	\$1,755.00	
Exc Award (06/30/2018, 06/30/2022, 06/30/2023)																		
6850	SOUTH BRUNSWICK TOWNSHIP	01/28/1953	Active	16	3	2	1	6.67%	21	14	5			N	M,SC	8		
Exc Award (06/30/2020, 06/30/2022)																		
6851	SOUTH PLAINFIELD	05/09/1947	Active(1)	20	0	0	0	0.00%	20		21	1	None	P,S,T,M,VP SC	24+	90+ Days		
Exc Award (06/30/2018)																		
6852	SOUTH RIVER	07/06/1936	Active	26	1	1	0	0.00%	26	8	4		2	N	M,VP,SC	24+		
6918	SPRINGFIELD	10/16/1925	Active	37	3	4	-1	-2.63%	38	23	2			N	T,M,SC	22	\$500.00	
Exc Award (06/30/2018, 06/30/2023)																		
6919	SUMMIT	02/26/1926	Active	32	5	2	3	10.34%	29	2	0			N	SC	1	\$1,250.00	
Exc Award (06/30/2021, 06/30/2022, 06/30/2023)																		
6856	WARREN TOWNSHIP	11/22/1948	Active	92	5	12	-7	-7.07%	95	6	2			N	SC	8	\$1,000.00	
Exc Award (06/30/2016, 06/30/2018, 06/30/2020)																		
6857	WATCHUNG	09/13/1948	Active	8	0	0	0	0.00%	9		10			P,M,VP,SC	24+			
Exc Award (06/30/2018)																		



Club Health Assessment for District 16 J through March 2025

			Status	Membership							Reports					Finance	LCIF
Club Number	Club Name	Charter Date		Current Member Count	YTD Members Added	YTD Members Dropped	YTD Net Growth	YTD Net Growth%	Member Count 12 Months Ago	Avg. length of service for dropped members	Months Since Last MMR ***	Yrs. Since Last Officer Report	President Rotation	Vice President Reported ****	Months Since Last Activity Report ***	Account Balance	Donations for current Fiscal Year
			Number of times on status quo within last two years	If below 15 members appears				If net loss is greater than 20% appears			If no report in 3 months appears in	When more than one year appears in	Number of repeat terms	Notes the officers that do not have an active	If no report at 12 months appears in red		
153317	West Windsor Golden Exc Award (06/30/2023)	01/09/2023	Active	23	0	0	0	0.00%	28		9		3	R	N/R		
6745	WEST WINDSOR TOWNSHIP Exc Award (06/30/2017, 06/30/2018, 06/30/2020)	11/06/1952	Active	39	1	3	-2	-4.88%	49	11	0			R	3		\$7,828.00
6927	WESTFIELD	01/31/1924	Active	9	0	3	-3	-25.00%	12	40	3		9	R	SC 24+		\$100.00

Clubs Cancelled Previous Fiscal Year – Clubs Cancelled within last 12 months may be reinstated

Club Number	Club Name	Charter Date	Current Status*	Cancellation Date
99771	BRIDGEWATER	06/29/2007	Cancelled(6*)	06/29/2024
6887	LINDEN	05/23/1945	Cancelled(6*)	07/29/2023
64136	NEW JERSEY INDIAN	04/04/2001	Cancelled(6*)	06/29/2024
6843	PERTH AMBOY	04/20/1922	Cancelled(8*)	12/29/2023
6858	WOODBIDGE	04/02/1947	Cancelled(8*)	12/29/2023

Current Total Clubs Count	YTD New Clubs Count	YTD Cancelled Clubs Count	YTD Net Club Gain	Current Total Members Count	YTD Add	YTD Drop	YTD Net Growth	YTD Net Growth %	Member Count 12 Months Ago	Average Member Count Per Club	% of Clubs with less than 20 members	% No MMR in 3 Months	% No Officer Report in 12 Months	% of Clubs with balance 90+ days	Number of Clubs in Status Quo	% Status Quo Clubs in Financial Suspension	Number of Cancelled Clubs	Average Cancelled Club Age	Members Lost Due to Cancellation	% of Clubs Cancelled for Non-Financial Reasons
54	1	1	0	1,208	100	129	-29	-2.34%	1,271	22	50%	59%	13%	22%	0	0%	1	302	0	-100%

* - P - Priority Club. Cancellation Reasons: 1-Objectives/conduct, 2-Non-active club, 5-Non-existing club, 6-Disbanding, 7-Merger, 8-Financial Suspension, 9-District/Multiple District Dues.

** - Abbreviation: P-President, S-Secretary, T-Treasurer, M-Member Chairperson, VP-First Vice President, MC-Communications Chairperson, SC-Service Chairperson

*** - Abbreviation: N/R - Never reported using the Lions Clubs website, N/A - Not applicable, No password registered for the Lions Clubs website.

**** - Abbreviation: N - New, IP - Immediate Past, R - Repeat.



Club Health Assessment for District 16 L through March 2025

			Status	Membership							Reports					Finance	LCIF	
Club Number	Club Name	Charter Date		Current Member Count	YTD Members Added	YTD Members Dropped	YTD Net Growth	YTD Net Growth%	Member Count 12 Months Ago	Avg. length of service for dropped members	Months Since Last MMR ***	Yrs. Since Last Officer Report	President Rotation	Vice President Reported ****	Months Since Last Activity Report ***	Account Balance	Donations for current Fiscal Year	
			Number of times on status quo within last two years	If below 15 members appears				If net loss is greater than 20% appears			If no report in 3 months appears in	When more than one year appears in	Number of repeat terms	Notes the officers that do not have an active	If no report at 12 months appears in red			
Clubs less than two years old																		
156618	Voorhees-Gibbsboro	03/27/2024	Active	35	12	3	9	34.62%	23	0	0		2	R	M	0	90+ Days	\$120.00
Clubs more than two years old																		
6748	ABSECON	01/19/1956	P- Active	0	0	0	0	0.00%	11		9		None		P,S,T,M,VP SC	17		
97000	ABSECON VISIONARY	04/25/2006	Active	10	1	3	-2	-16.67%	14	4	1		2	R	M,SC	24+	\$310.00	
6684	ALLENTOWN	03/30/1939	Active	32	5	1	4	14.29%	27	6	0			N		1	\$2,020.00	
6749	ATCO	08/21/1953	Active	37	8	3	5	15.63%	32	10	0			N	SC	0	\$225.00	
Exc Award (06/30/2024)																		
61241	ATLANTIC CITY	11/12/1998	Active	33	10	0	10	43.48%	23		2				T,M,VP,SC	1	90+ Days	
BANGLADESH AMERN																		
6686	ATLANTIC HIGHLANDS	12/20/1924	Active	19	0	0	0	0.00%	19		14		5	R	T,M,SC	20	90+ Days	
6751	AUDUBON	04/04/1954	Active	21	1	0	1	5.00%	20		5			N	SC	5	\$70.00	
66423	AVALON	06/29/2002	Active	96	7	1	6	6.67%	94	3	3			R	SC	2	\$8,100.00	
Exc Award (06/30/2023)																		
6753	BELLMAWR	10/21/1953	Active	12	0	0	0	0.00%	12		9		9	R	T,SC	24+	\$543.16	
6754	BERLIN	02/04/1954	Active	15	1	0	1	7.14%	13		6		3	N	M,SC	2	\$250.00	
6692	BRICK TOWNSHIP	11/11/1948	Active	16	0	0	0	0.00%	16		8		4	R		24+		
Exc Award (06/30/2019)																		
6756	BRIDGETON	01/03/1941	Active	22	2	0	2	10.00%	19		0		9	R	SC	16	\$500.00	
6757	BRIGANTINE	12/04/1951	Active	49	4	3	1	2.08%	54	4	1		3	R		8	\$150.00	
Exc Award (06/30/2018, 06/30/2023)																		
6758	CAMDEN	12/15/1920	Active	12	0	1	-1	-7.69%	13	3	9		8	R	SC	17	\$3,675.00	
47323	CHERRY HILL PENNSAUKEN KOREAN	05/19/1987	Active	5	0	0	0	0.00%	5		10		5	R	S,T,M	24+	\$100.00	
Exc Award (06/30/2019)																		
6763	CLAYTON GLASSBORO	09/23/1953	Active	13	0	0	0	0.00%	13		9			R		2	\$1,992.00	
Exc Award (06/30/2018, 06/30/2021, 06/30/2024)																		
6694	COLTS NECK	05/02/1969	Active	35	4	4	0	0.00%	35	2	0		2	R	M,SC	24+		



Club Health Assessment for District 16 L through March 2025

			Status	Membership							Reports					Finance		LCIF
Club Number	Club Name	Charter Date		Current Member Count	YTD Members Added	YTD Members Dropped	YTD Net Growth	YTD Net Growth%	Member Count 12 Months Ago	Avg. length of service for dropped members	Months Since Last MMR ***	Yrs. Since Last Officer Report	President Rotation	Vice President Reported ****	Months Since Last Activity Report ***	Account Balance	Donations for current Fiscal Year	
			Number of times on status quo within last two years	If below 15 members appears				If net loss is greater than 20% appears			If no report in 3 months appears in	When more than one year appears in	Number of repeat terms		Notes the officers that do not have an active	If no report at 12 months appears in red		
6767	DEPTFORD TOWNSHIP Exc Award (06/30/2018)	03/05/1951	Cancelled(6*)	0	0	2	-2	-100.00%	5	13	6		None		P,S,T,M,VP SC	24+		
6697	EATONTOWN Exc Award (06/30/2019, 06/30/2024)	08/19/1948	Active	45	0	4	-4	-8.16%	48	15	5			N		3		\$25.00
6702	FREEHOLD TOWNSHIP Exc Award (06/30/2016, 06/30/2018)	04/22/1947	Active	14	0	0	0	0.00%	15		10		2		VP,SC	0		
6772	GLOUCESTER CITY Exc Award (06/30/2016, 06/30/2018)	03/23/1944	Active	42	4	2	2	5.00%	44	23	1			N	M,VP,SC	16		\$950.00
6755	GLOUCESTER TOWNSHIP Exc Award (06/30/2023, 06/30/2024)	01/25/1954	P- Active	1	0	8	-8	-88.89%	9	27	8				M,VP,SC	24+		
6773	GREATER WILDWOODS Exc Award (06/30/2016, 06/30/2017, 06/30/2020)	09/11/1952	Active	16	0	0	0	0.00%	16		13		6	R	M	1		\$1,000.00
6775	HADDONFIELD Exc Award (06/30/2023, 06/30/2024)	02/04/1944	Active	75	5	5	0	0.00%	72	3	1		2	R		2		\$165.00
6777	HAMMONTON Exc Award (06/30/2016, 06/30/2017, 06/30/2020)	08/20/1963	Active	73	4	0	4	5.80%	66		0			N	SC	0		\$1,675.00
6706	HIGHLANDS Exc Award (06/30/2021)	04/13/1926	Active	20	0	1	-1	-4.76%	22	3	8		4	R		10	90+ Days	
6709	HOWELL TOWNSHIP Exc Award (06/30/2019)	02/05/1947	Active(1)	10	0	4	-4	-28.57%	15	20	2			N	M,SC	8		
38430	LAUREL SPRINGS Exc Award (06/30/2018, 06/30/2019)	05/12/1980	Active	18	3	3	0	0.00%	18	48	1		3	N	M,SC	24+		
6717	MAPLE SHADE Exc Award (06/30/2018, 06/30/2019)	03/28/1944	Active	12	0	1	-1	-7.69%	13	6	7		3	R	SC	N/R		\$520.00
6719	MEDFORD LAKES Exc Award (06/30/2018, 06/30/2019)	06/27/1945	Active	171	17	4	13	8.23%	158	16	1			N		16		\$300.00
6722	MIDDLETOWN TWSP Exc Award (06/30/2022, 06/30/2023)	10/14/1946	Active	44	12	0	12	37.50%	45		2			N		1	90+ Days	\$250.00
6724	MOORESTOWN Exc Award (06/30/2018, 06/30/2019)	04/28/1948	Active	31	2	1	1	3.33%	35	1	2		2	N	SC	3		(\$1,000.00)
111467	NEPTUNE TWP Exc Award (06/30/2019)	06/24/2011	Active	11	0	2	-2	-15.38%	14	8	0			R		5		\$170.00
6729	PALMYRA RIVERTON CINNAMINSON Exc Award (06/30/2018, 06/30/2019)	11/20/1944	Active	8	0	0	0	0.00%	8		8				M,VP,SC	N/R		
6790	PENNSAUKEN Exc Award (06/30/2018, 06/30/2019)	02/23/1942	Active	16	0	0	0	0.00%	16		12		3	R	SC	11		



Club Health Assessment for District 16 L through March 2025

			Status	Membership							Reports					Finance		LCIF
Club Number	Club Name	Charter Date		Current Member Count	YTD Members Added	YTD Members Dropped	YTD Net Growth	YTD Net Growth%	Member Count 12 Months Ago	Avg. length of service for dropped members	Months Since Last MMR ***	Yrs. Since Last Officer Report	President Rotation	Vice President Reported ****	Months Since Last Activity Report ***	Account Balance	Donations for current Fiscal Year	
			Number of times on status quo within last two years	If below 15 members appears					If net loss is greater than 20% appears		If no report in 3 months appears in	When more than one year appears in	Number of repeat terms	Notes the officers that do not have an active	If no report at 12 months appears in red			
6735	RED BANK	11/25/1921	Active	3	0	0	0	0.00%	3		32		7	S,T,M,VP,SC	N/R			
6738	STAFFORD TOWNSHIP	04/20/1949	Active	11	1	2	-1	-8.33%	13	33	0		2	R	M,SC	0	\$40.00	
6695	TOMS RIVER	06/06/1972	Active	21	0	0	0	0.00%	23		0		7	R	M	0	\$175.00	
Exc Award (06/30/2019)																		
120553	Toms River (Twp) Visionary	10/14/2013	Active	2	0	0	0	0.00%	2		46		8		M,VP,SC	24+		
6801	TURNERSVILLE-WASHINGTON TOWNSHIP	11/22/1955	Active	7	0	0	0	0.00%	7		17		15	R		24+		
6802	VENTNOR MARGATE	12/14/1944	Active	8	0	4	-4	-33.33%	12	42	3		9		M,VP,SC	N/R		
6803	VINELAND	01/31/1941	Active(2)	8	0	0	0	0.00%	8		22		11		M,VP,SC	N/R	90+ Days	
6804	WENONAH	02/12/1951	Active(1)	53	1	0	1	1.92%	56		2		2	N		24+	\$1,000.00	
124343	West Berlin	03/10/2015	Active	21	3	0	3	16.67%	19		0			N		1	\$440.00	
Exc Award (06/30/2019, 06/30/2023, 06/30/2024)																		
6744	WEST LONG BRANCH	01/24/1952	Active	20	0	3	-3	-13.04%	23	27	2		19	R	M,SC	24+		
6805	WESTMONT	11/22/1943	Active	17	2	0	2	13.33%	17		3		2	N		1	\$300.00	
Exc Award (06/30/2019)																		
6806	WESTVILLE	01/03/1927	Active	36	4	1	3	9.09%	30	0	0		2	R		0	\$55.00	
Exc Award (06/30/2018, 06/30/2022)																		
6807	WILLIAMSTOWN	09/01/1948	Active	10	1	1	0	0.00%	9	1	2		7		M,VP,SC	4	\$500.00	
6808	WINSLOW TOWNSHIP	01/25/1952	Active	22	0	0	0	0.00%	24		10		3	R	M,SC	2	\$1,000.00	

Clubs Cancelled Previous Fiscal Year – Clubs Cancelled within last 12 months may be reinstated

Club Number	Club Name	Charter Date	Current Status*	Cancellation Date
6713	LAKEWOOD	07/30/1951	Cancelled(8*)	12/29/2023



Club Health Assessment for District 16 L through March 2025

Club Number			Club Name			Charter Date			Status					Membership					Reports					Finance		LCIF
									Current Member Count	YTD Members Added	YTD Members Dropped	YTD Net Growth	YTD Net Growth%	Member Count 12 Months Ago	Avg. length of service for dropped members	Months Since Last MMR ***	Yrs. Since Last Officer Report	President Rotation	Vice President Reported ****	Months Since Last Activity Report ***	Account Balance	Donations for current Fiscal Year				
									Number of times on status quo within last two years	If below 15 members appears			If net loss is greater than 20% appears			If no report in 3 months appears in		When more than one year appears in	Number of repeat terms	Notes the officers that do not have an active		If no report at 12 months appears in red				
Current Total Clubs Count	YTD New Clubs Count	YTD Cancelled Clubs Count	YTD Net Club Gain	Current Total Members Count	YTD Add	YTD Drop	YTD Net Growth	YTD Net Growth %	Member Count 12 Months Ago	Average Member Count Per Club	% of Clubs with less than 20 members	% No MMR in 3 Months	% No Officer Report in 12 Months	% of Clubs with balance 90+ days	Number of Clubs in Status Quo	% Status Quo Clubs in Financial Suspension	Number of Cancelled Clubs	Average Cancelled Club Age	Members Lost Due to Cancellation	% of Clubs Cancelled for Non-Financial Reasons						
49	0	1	-1	1,308	114	67	47	3.73%	1,308	27	53%	51%	0%	12%	0	0%	1	146	2	0%						

* - P - Priority Club. Cancellation Reasons: 1-Objectives/conduct, 2-Non-active club, 5-Non-existing club, 6-Disbanding, 7-Merger, 8-Financial Suspension, 9-District/Multiple District Dues.

** - Abbreviation: P-President, S-Secretary, T-Treasurer, M-Member Chairperson, VP-First Vice President, MC-Communications Chairperson, SC-Service Chairperson

*** - Abbreviation: N/R - Never reported using the Lions Clubs website, N/A - Not applicable, No password registered for the Lions Clubs website.

**** - Abbreviation: N - New, IP - Immediate Past, R - Repeat.



Club Health Assessment for District 17 K through March 2025

			Status	Membership							Reports					Finance		LCIF
Club Number	Club Name	Charter Date		Current Member Count	YTD Members Added	YTD Members Dropped	YTD Net Growth	YTD Net Growth%	Member Count 12 Months Ago	Avg. length of service for dropped members	Months Since Last MMR ***	Yrs. Since Last Officer Report	President Rotation	Vice President Reported ****	Months Since Last Activity Report ***	Account Balance	Donations for current Fiscal Year	
			Number of times on status quo within last two years	If below 15 members appears					If net loss is greater than 20% appears		If no report in 3 months appears in	When more than one year appears in	Number of repeat terms	Notes the officers that do not have an active	If no report at 12 months appears in red			
Clubs more than two years old																		
7141	ATWOOD	03/31/1952	Active	20	2	2	0	0.00%	20	2	1		5	M,VP,SC	4			
Exc Award (06/30/2022)																		
7099	BARNARD	03/10/1953	Active	22	0	0	0	0.00%	22		10		2	R	M,SC	11		
7142	BREWSTER	04/08/1947	Active	25	0	0	0	0.00%	24		11			N	M,SC	24	\$500.00	
7143	BUNKER HILL	04/01/1955	Active	26	0	0	0	0.00%	26		12			N	M,SC	3		
41470	CIMARRON	06/01/1982	Active	19	3	1	2	11.76%	18	6	0			IP	M,SC	3		
7235	CLAFLIN	11/25/1940	Active	11	0	1	-1	-8.33%	12	36	4			R	P,S,T,SC	24+		
32610	COLBY HIGH PLAIN	07/23/1976	Active	9	0	1	-1	-10.00%	10	26	1		3	R	M,SC	17		
7193	CUNNINGHAM	04/03/1956	Active	19	1	0	1	5.56%	19		1		None		P,M,VP,SC	24+		
7240	DODGE CITY	11/22/1929	Active	10	0	1	-1	-9.09%	10	5	3			R	M,SC	24+	\$4,100.00	
7146	DOWNS	03/28/1958	Active	9	1	2	-1	-10.00%	12	11	1		6		M,VP,SC	24+	\$560.00	
7242	ELKHART	03/11/1929	Active	7	0	0	0	0.00%	8		9		14	R	M,SC	10		
7243	ELLINWOOD	05/10/1951	Active	6	0	0	0	0.00%	6		12		7	R	M,SC	24+		
7244	GARDEN CITY	05/06/1931	Active(1)	24	1	0	1	4.35%	26		1			N	M,SC	24+		
7147	GEM	04/12/1955	Active	10	0	0	0	0.00%	10		12		4	R	M,VP,SC	24+	\$1,100.00	
48417	GLEN ELDER	04/12/1988	Active	22	1	0	1	4.76%	22		0			N	M,SC	24+		
7148	GOODLAND	11/09/1955	Active	23	0	1	-1	-4.17%	32	2	7		2	R	SC	1	\$2,350.00	
Exc Award (06/30/2022)																		
7246	GREAT BEND EVENING	11/30/1970	Active	21	7	0	7	50.00%	14		4		11	R	M,SC	3	90+ Days \$400.00	
Exc Award (06/30/2016, 06/30/2017, 06/30/20																		
7247	GREAT BEND NOON	03/22/1923	Active	44	0	3	-3	-6.38%	49	8	2			N	SC	2	90+ Days	
7151	HAYS	10/10/1924	Active	51	4	5	-1	-1.92%	50	20	0		2	N		0	\$1,860.00	
Exc Award (06/30/2021, 06/30/2022, 06/30/20																		
7153	HILL CITY	01/17/1951	Active	13	0	0	0	0.00%	13		9				M,VP,SC	24+		
7114	HOLYROOD	04/29/1947	Active	14	0	0	0	0.00%	14		11		16	R	P	24+		



Club Health Assessment for District 17 K through March 2025

			Status	Membership							Reports					Finance		LCIF
Club Number	Club Name	Charter Date		Current Member Count	YTD Members Added	YTD Members Dropped	YTD Net Growth	YTD Net Growth%	Member Count 12 Months Ago	Avg. length of service for dropped members	Months Since Last MMR ***	Yrs. Since Last Officer Report	President Rotation	Vice President Reported ****	Months Since Last Activity Report ***	Account Balance	Donations for current Fiscal Year	
			Number of times on status quo within last two years	If below 15 members appears				If net loss is greater than 20% appears			If no report in 3 months appears in	When more than one year appears in	Number of repeat terms		Notes the officers that do not have appears in an active	If no report at 12 months red		
118471	HOXIE HOTRODDERS	12/18/2012	Active	33	2	3	-1	-2.94%	34	4	1		2	R	M,SC	4		
	Exc Award (06/30/2018)																	
7250	HUGOTON	09/10/1952	Active	19	1	3	-2	-9.52%	22	9	1			N	M,SC	24+		
7202	HUTCHINSON BREAKFAST	05/21/1964	Active	18	0	2	-2	-10.00%	22	11	3			N		3	\$90.00	
	Exc Award (06/30/2021)																	
105221	HUTCHINSON NOON	04/13/2009	Active	8	0	2	-2	-20.00%	10	9	2			N	SC	24+	\$200.00	
	Exc Award (06/30/2021)																	
7155	JENNINGS	10/13/1970	Active	9	0	0	0	0.00%	9		13		8		P,M,VP,SC	24+		
7251	JETMORE	01/30/1930	Active	22	2	1	1	4.76%	22	13	1		None		P,M,VP,SC	24+		
7156	KENSINGTON	04/30/1959	Active	27	5	4	1	3.85%	22	7	0		2	R	T,VP,SC	0		
	Exc Award (06/30/2021)																	
7204	KINGMAN	10/05/1921	Active	25	0	1	-1	-3.85%	26	17	11		2	R	M,SC	24+	\$100.00	
7157	KIRWIN	04/01/1970	Active	18	3	0	3	20.00%	15		5		14		P,M,VP,SC	24+		
7252	KISMET	03/20/1969	Active	4	1	0	1	33.33%	3		1		3		T,M,VP,SC	24+		
7253	LA CROSSE	02/09/1927	Active	11	0	0	0	0.00%	11		11		7		M,VP,SC	24+		
7239	LANE COUNTY	10/26/1965	Active(1)	6	0	13	-13	-68.42%	19	3	6		3		M,VP,SC	24+		
	Exc Award (06/30/2021)																	
7254	LARNED	03/22/1952	Active	21	0	1	-1	-4.55%	22	41	4			N	SC	8	\$100.00	
28094	LARNED FORT LARNED	03/08/1974	Active	10	1	4	-3	-23.08%	12	23	1			N	M,SC	15	\$200.00	
7257	LIBERAL	07/01/1921	Active	24	0	3	-3	-11.11%	27	2	7			N	M,SC	24+	\$50.00	
7119	LINCOLN	04/12/1923	Active(1)	9	0	0	0	0.00%	9		12		14		T,M,VP,SC	24+	90+ Days	
7121	LITTLE RIVER	02/11/1938	Active	20	0	0	0	0.00%	20		13				M,VP,SC	24+	\$1,000.00	
7159	LOGAN	12/06/1971	Active	15	0	0	0	0.00%	18		9		3	R	M,VP,SC	24+	\$100.00	
7161	LUCAS	06/01/1951	Active	37	6	2	4	12.12%	28	12	0		9	R	SC	24+		
7259	MACKSVILLE	05/19/1926	Active	7	0	0	0	0.00%	7		12				M,VP,SC	24+		
7207	MEDICINE LODGE	02/09/1926	Active	15	1	0	1	7.14%	14		5		2	IP	SC	24+		




Club Health Assessment for District 17 K through March 2025

			Status	Membership							Reports					Finance		LCIF
Club Number	Club Name	Charter Date		Current Member Count	YTD Members Added	YTD Members Dropped	YTD Net Growth	YTD Net Growth%	Member Count 12 Months Ago	Avg. length of service for dropped members	Months Since Last MMR ***	Yrs. Since Last Officer Report	President Rotation	Vice President Reported ****	Months Since Last Activity Report ***	Account Balance	Donations for current Fiscal Year	
			Number of times on status quo within last two years	If below 15 members appears				If net loss is greater than 20% appears			If no report in 3 months appears in	When more than one year appears in	Number of repeat terms	Notes the officers that do not have an active	If no report at 12 months red			
7261	MONTEZUMA	01/05/1953	Active	14	0	0	0	0.00%	14		13		4	P,M,VP,SC	24+			
7164	MORLAND	12/14/1953	Active	21	0	0	0	0.00%	21		13			M,VP,SC	24+			
116775	NATOMA	06/13/2012	Active	8	0	0	0	0.00%	8		2		None	P,M,VP,SC	24+			
7166	NORTON	03/13/1930	Active	52	0	5	-5	-8.77%	57	9	0		N	M,SC	3			
7168	OBERLIN	06/29/1948	Active(1)	16	0	0	0	0.00%	16		0		6	R	M,SC	9		
Exc Award (06/30/2022)																		
7265	OTIS	01/16/1951	Active	12	0	0	0	0.00%	12		11		9	R	S,M,VP,SC	24+		
7170	PALCO	12/14/1950	Active	34	0	3	-3	-8.11%	37	21	0		17	T,M,VP,SC	23			
7267	PLAINS	04/13/1931	Active	16	0	0	0	0.00%	18		9		3	M,VP	18			
7172	PLAINVILLE	01/20/1932	Active	20	0	0	0	0.00%	20		0		3	P,M,VP,SC	24+			
7268	PRATT	07/18/1921	Active	10	3	4	-1	-9.09%	11	37	4		6	M,VP,SC	24+			
7270	RANSOM	02/04/1953	Active	18	1	0	1	5.88%	18		4			R	P,SC	24+	\$350.00	
7173	REXFORD	03/23/1951	Active	7	0	0	0	0.00%	7		13			IP	P,M,VP,SC	24+	90+ Days	
30099	ROZEL	01/13/1975	Active	9	0	0	0	0.00%	9		13			N	M,SC	24+	\$150.00	
7273	SATANTA	03/10/1964	Active	10	0	1	-1	-9.09%	14	27	3			M,VP,SC	24+		\$700.00	
7178	SMITH CENTER	02/11/1946	Active	17	0	1	-1	-5.56%	19	1	2		2	M,VP,SC	24+		\$28.50	
7175	ST FRANCIS	05/05/1951	Active	13	1	0	1	8.33%	12		2			N	P,M,SC	1	\$100.00	
Exc Award (06/30/2021)																		
7272	ST JOHN	02/02/1924	Active	7	0	5	-5	-41.67%	12	35	3		14	M,VP,SC	24+	90+ Days		
7276	STAFFORD	04/13/1938	Active	11	1	3	-2	-15.38%	15	2	2		2	N	M,SC	3		
47134	TIPTON	04/13/1987	Active	20	0	2	-2	-9.09%	22	35	7		2	P,M,VP,SC	24+			
7278	ULYSSES	01/01/1952	Active	7	0	0	0	0.00%	7		7		6	S,M,VP,SC	1	90+ Days		
7181	WAKEENEY	05/02/1932	Active	38	3	2	1	2.70%	36	11	2		5	R	M,SC	24+		
Exc Award (06/30/2022)																		
7182	WALDO	01/16/1954	Active	11	0	0	0	0.00%	11		12		5	M,VP,SC	24+			



Club Health Assessment for District 17 K through March 2025

			Status	Membership							Reports					Finance	LCIF
Club Number	Club Name	Charter Date		Current Member Count	YTD Members Added	YTD Members Dropped	YTD Net Growth	YTD Net Growth%	Member Count 12 Months Ago	Avg. length of service for dropped members	Months Since Last MMR ***	Yrs. Since Last Officer Report	President Rotation	Vice President Reported ****	Months Since Last Activity Report ***	Account Balance	Donations for current Fiscal Year
			Number of times on status quo within last two years	If below 15 members appears				If net loss is greater than 20% appears			If no report in 3 months appears in	When more than one year appears in	Number of repeat terms	Notes the officers that do not have an active	If no report at 12 months appears in red		

Clubs Cancelled Previous Fiscal Year – Clubs Cancelled within last 12 months may be reinstated

Club Number	Club Name	Charter Date	Current Status*	Cancellation Date
7184	ANTHONY	11/25/1921	Cancelled(8*)	06/29/2024
7100	BELOIT	12/09/1937	Cancelled(6*)	12/29/2023
7115	HUNTER	10/17/1953	Cancelled(6*)	07/29/2023
7179	STOCKTON	02/08/1951	Cancelled(6*)	07/29/2023

Current Total Clubs Count	YTD New Clubs Count	YTD Cancelled Clubs Count	YTD Net Club Gain	Current Total Members Count	YTD Add	YTD Drop	YTD Net Growth	YTD Net Growth %	Member Count 12 Months Ago	Average Member Count Per Club	% of Clubs with less than 20 members	% No MMR in 3 Months	% No Officer Report in 12 Months	% of Clubs with balance 90+ days	Number of Clubs in Status Quo	% Status Quo Clubs in Financial Suspension	Number of Cancelled Clubs	Average Cancelled Club Age	Members Lost Due to Cancellation	% of Clubs Cancelled for Non-Financial Reasons
64	0	0	0	1,134	51	82	-31	-2.66%	1,185	18	63%	59%	0%	9%	0	0%	0	0	0	0%

* - P - Priority Club. Cancellation Reasons: 1-Objectives/conduct, 2-Non-active club, 5-Non-existing club, 6-Disbanding, 7-Merger, 8-Financial Suspension, 9-District/Multiple District Dues.

** - Abbreviation: P-President, S-Secretary, T-Treasurer, M-Member Chairperson, VP-First Vice President, MC-Communications Chairperson, SC-Service Chairperson

*** - Abbreviation: N/R - Never reported using the Lions Clubs website, N/A - Not applicable, No password registered for the Lions Clubs website.

**** - Abbreviation: N - New, IP - Immediate Past, R - Repeat.




Club Health Assessment for District 17 A through March 2025

Club Number	Club Name	Charter Date	Status	Membership							Reports					Finance	LCIF
				Current Member Count	YTD Members Added	YTD Members Dropped	YTD Net Growth	YTD Net Growth%	Member Count 12 Months Ago	Avg. length of service for dropped members	Months Since Last MMR ***	Yrs. Since Last Officer Report	President Rotation	Vice President Reported ****	Months Since Last Activity Report ***	Account Balance	Donations for current Fiscal Year
			Number of times on status quo within last two years	If below 15 members appears				If net loss is greater than 20% appears			If no report in 3 months appears	When more than one year appears in	Number of repeat terms	Notes the officers that do not have an active	If no report at 12 months appears in red		
Clubs more than two years old																	
7053	ABILENE	03/04/1925	Active	5	0	2	-2	-28.57%	7	28	0			M,VP,SC	16		
	Exc Award (06/30/2016)																
7098	ASSARIA	02/16/1951	Active	23	0	0	0	0.00%	25		10		3	R	M,SC	15	\$100.00
	Exc Award (06/30/2017)																
6997	ATCHISON	09/25/1947	Active	5	1	4	-3	-37.50%	10	6	5		2		M,VP,SC	13	90+ Days
6998	AUBURN	04/21/1965	Active	20	0	0	0	0.00%	20		10		2	R	M,SC	20	\$500.00
	Exc Award (06/30/2022)																
35718	BALDWIN CITY	06/30/1978	Active	20	2	0	2	11.11%	18		7		3	R	M,SC	12	\$50.00
7056	BARNES	04/11/1969	Active	11	0	0	0	0.00%	11		9			R	S,M,VP,SC	24+	
6999	BASEHOR	02/28/1972	Active	11	1	2	-1	-8.33%	12	29	1		2		M,VP,SC	10	\$1,000.00
7057	BELLEVILLE	09/12/1924	Active	52	4	3	1	1.96%	51	17	0			N	M,SC	24+	
7101	BENNINGTON	02/25/1932	Active	21	3	2	1	5.00%	19	15	0		3	R	P,S,M,SC	24+	
7059	CHAPMAN	10/04/1945	Active	20	2	3	-1	-4.76%	25	29	0			R	M,SC	24+	
7060	CLAY CENTER	12/12/1928	Active	21	4	2	2	10.53%	19	4	3			R	P,T,M,SC	24+	
7107	CLYDE	02/18/1930	Active	15	0	0	0	0.00%	15		16		None		P,S,M,VP	4	
7108	CONCORDIA	06/01/1938	Active	31	6	2	4	14.81%	30	9	2			N	M,SC	2	
	Exc Award (06/30/2016, 06/30/2017, 06/30/2018)																
7109	DELPHOS	02/23/1932	Active	24	3	0	3	14.29%	21		1		2		P,T,M,VP,SC	4	\$1,000.00
	Exc Award (06/30/2016, 06/30/2018)																
7005	EASTON	05/31/1955	Active(1)	22	0	0	0	0.00%	21		7			IP	M,SC	10	
7006	EFFINGHAM	11/21/1968	Active	28	2	0	2	7.69%	25		5		2	R	P,M,VP,SC	24+	
7008	EUDORA	04/03/1951	Active	25	0	0	0	0.00%	24		1			N		1	\$775.00
	Exc Award (06/30/2017, 06/30/2019, 06/30/2020)																
7009	EVEREST	12/04/1958	Active	12	0	1	-1	-7.69%	13	28	7			R	SC	4	\$200.00
7010	GARDNER	01/08/1947	Active	18	1	1	0	0.00%	18	14	3		2	R	SC	0	\$50.00
	Exc Award (06/30/2017)																




Club Health Assessment for District 17 A through March 2025

			Status	Membership							Reports					Finance	LCIF
Club Number	Club Name	Charter Date		Current Member Count	YTD Members Added	YTD Members Dropped	YTD Net Growth	YTD Net Growth%	Member Count 12 Months Ago	Avg. length of service for dropped members	Months Since Last MMR ***	Yrs. Since Last Officer Report	President Rotation	Vice President Reported ****	Months Since Last Activity Report ***	Account Balance	Donations for current Fiscal Year
			Number of times on status quo within last two years	If below 15 members appears				If net loss is greater than 20% appears			If no report in 3 months appears in	When more than one year appears in	Number of repeat terms	Notes the officers that do not have an active	If no report at 12 months appears in red		
7113	GYPSUM	04/30/1928	Active	9	0	1	-1	-10.00%	10	33	2		4	P,M,VP,SC	24+		
7013	HIAWATHA	03/22/1938	Active	15	0	1	-1	-6.25%	15	2	3			R	M,SC	17	\$1,000.00
32720	HIGHLAND	09/17/1976	Active	9	0	0	0	0.00%	10		9		8	R	M,SC	1	\$500.00
7069	HOPE	07/22/1924	Active	16	3	0	3	23.08%	13		4			N	M,SC	4	
54027	HORTON	02/02/1993	Active	3	0	0	0	0.00%	3		11		3	R	M,SC	11	
109888	KANSAS CITY DOWNTOWN	12/15/2010	Active	16	0	1	-1	-5.88%	19	11	3			N	M,SC	2	\$1,455.00
Exc Award (06/30/2016, 06/30/2018)																	
36558	KEATS	02/07/1979	Active	18	1	1	0	0.00%	20	3	2		9	R	M,SC	1	
Exc Award (06/30/2017, 06/30/2022)																	
58366	LANCASTER	06/05/1996	Active(1)	2	0	0	0	0.00%	2		16		16		M,VP,SC	17	
7017	LANSING	06/22/1954	Active	42	2	0	2	5.00%	41		0			R	SC	0	\$16,499.43
Exc Award (06/30/2016, 06/30/2019, 06/30/2020)																	
7018	LAWRENCE	05/06/1946	Active	25	0	0	0	0.00%	26		9		5	R		0	
Exc Award (06/30/2017, 06/30/2022)																	
7020	LEAVENWORTH	12/16/1937	Active	143	0	10	-10	-6.54%	167	17	1			N	SC	4	\$4,200.00
Exc Award (06/30/2017, 06/30/2018, 06/30/2020)																	
7021	LEAWOOD	04/23/1954	Active	48	6	0	6	14.29%	44		2			N	SC	24+	\$180.00
Exc Award (06/30/2017, 06/30/2018, 06/30/2020)																	
7022	LENEXA	10/26/1954	Active	15	1	0	1	7.14%	13		0			N	SC	5	\$200.00
Exc Award (06/30/2023)																	
7073	LEONARDVILLE	01/28/1971	Active	5	0	0	0	0.00%	5		8		12		M,VP,SC	N/R	
7023	LINWOOD	05/19/1955	Active	26	3	0	3	13.04%	22		2		12	R	M,SC	12	
7074	LONGFORD	05/09/1955	Active	15	2	4	-2	-11.76%	15	3	0		2	R	S,M,SC	13	
6951	LOUISBURG	12/30/1946	Active	16	1	0	1	6.67%	16		0		2	R	M	6	
Exc Award (06/30/2024)																	
7075	MANHATTAN	04/04/1938	Active	35	5	0	5	16.67%	33		0			N	M,VP,SC	24+	\$50.00
Exc Award (06/30/2017)																	
7076	MANHATTAN SUNFLOWER	10/09/1967	Active	25	0	2	-2	-7.41%	27	11	3		2		M,VP,SC	6	\$3,370.00



Club Health Assessment for District 17 A through March 2025

			Status	Membership							Reports					Finance	LCIF	
Club Number	Club Name	Charter Date		Current Member Count	YTD Members Added	YTD Members Dropped	YTD Net Growth	YTD Net Growth%	Member Count 12 Months Ago	Avg. length of service for dropped members	Months Since Last MMR ***	Yrs. Since Last Officer Report	President Rotation	Vice President Reported ****	Months Since Last Activity Report ***	Account Balance	Donations for current Fiscal Year	
			Number of times on status quo within last two years	If below 15 members appears				If net loss is greater than 20% appears			If no report in 3 months appears in	When more than one year appears in	Number of repeat terms		Notes the officers that do not have an active	If no report at 12 months appears in red		
Exc Award (06/30/2023)																		
7077	MARYSVILLE	12/11/1951	Active	10	0	0	0	0.00%	10		7		6	R	M,SC	15		\$150.00
123518	Miami County Traveling	10/30/2014	Active	22	4	2	2	10.00%	19	3	0			N	M,SC	0		\$2,095.00
Exc Award (06/30/2018, 06/30/2022, 06/30/2024)																		
29945	MILFORD	11/22/1974	Active	8	0	2	-2	-20.00%	13	2	7		4	R	M,SC	24+		\$120.00
Exc Award (06/30/2017, 06/30/2022)																		
7126	MILTONVALE	02/10/1932	Active	22	2	2	0	0.00%	24	6	2				P,M,VP,SC	13		
7127	MINNEAPOLIS	10/09/1930	Active	24	2	2	0	0.00%	24	20	0			N	M,SC	24+		
57203	MINNEAPOLIS EVENING	07/03/1995	Active	13	4	0	4	44.44%	11		5		5		M,VP,SC	24+		
61515	MORGANVILLE	02/15/1999	Active	7	0	0	0	0.00%	7		10		6	R	M,VP,SC	17		
7079	NAVARRE	04/27/1972	Active	11	0	1	-1	-8.33%	12	2	8		5	N	M,SC	14		\$100.00
Exc Award (06/30/2023)																		
7027	OLATHE	08/27/1947	Active	9	0	3	-3	-25.00%	14	20	2			N	S,SC	6		\$1,100.00
Exc Award (06/30/2019)																		
44714	OLATHE NOON	03/22/1985	Active	11	2	5	-3	-21.43%	14	16	3		4		M,VP,SC	24+		
7082	ONAGA	03/31/1954	Active	27	0	0	0	0.00%	25		10			N	M,SC	17		\$250.00
7029	OSKALOOSA	02/07/1972	Active	9	2	3	-1	-10.00%	10	5	1		9		S,M,VP,SC	4		\$400.00
7044	OVERLAND PARK HOST	03/16/1957	Active	25	3	2	1	4.17%	24	15	1			N	SC	1		\$918.00
Exc Award (06/30/2024)																		
35156	RANDOLPH	03/20/1978	Active	16	2	0	2	14.29%	13		0			N	M,SC	4		
7033	ROBINSON	04/20/1960	Active	15	1	0	1	7.14%	13		7		7	N	M,SC	24+		\$700.00
7036	SABETHA	10/01/1954	Active	27	9	1	8	42.11%	20	0	0			N	P,M,SC	7		\$100.00
Exc Award (06/30/2016)																		
7131	SALINA DOWNTOWN	06/23/1921	Active	28	1	5	-4	-12.50%	34	34	0			N	VP,SC	3		\$1,090.00
7084	SCANDIA	03/26/1964	Active	28	1	3	-2	-6.67%	30	14	0		6	R	M,SC	24+		
7039	SHAWNEE	10/12/1960	Active	10	0	0	0	0.00%	11		9		6		M,VP,SC	0		\$75.00
Exc Award (06/30/2016, 06/30/2018, 06/30/2020)																		



Club Health Assessment for District 17 A through March 2025

			Status	Membership							Reports					Finance		LCIF
Club Number	Club Name	Charter Date		Current Member Count	YTD Members Added	YTD Members Dropped	YTD Net Growth	YTD Net Growth%	Member Count 12 Months Ago	Avg. length of service for dropped members	Months Since Last MMR ***	Yrs. Since Last Officer Report	President Rotation	Vice President Reported ****	Months Since Last Activity Report ***	Account Balance	Donations for current Fiscal Year	
			Number of times on status quo within last two years	If below 15 members appears				If net loss is greater than 20% appears			If no report in 3 months appears in	When more than one year appears in	Number of repeat terms	Notes the officers that do not have an active	If no report at 12 months appears in red			
7041	SILVER LAKE	04/30/1964	Active	7	1	1	0	0.00%	7	27	0		6	M,VP,SC	3		\$350.00	
7086	SOLOMON	02/03/1947	Active	10	0	0	0	0.00%	7		9		2	P,M,VP,SC	24+			
7136	TESCOTT	08/01/1945	Active	18	4	5	-1	-5.26%	20	15	1			N	M,SC	15	\$1,250.00	
Exc Award (06/30/2017)																		
132205	Tonganoxie	07/10/2017	Active	13	2	2	0	0.00%	13	3	0		4	R		0	\$225.00	
Exc Award (06/30/2020)																		
7045	TOPEKA	04/11/1929	Active	19	2	2	0	0.00%	19	4	2		2	N	M,SC	0	\$1,203.00	
Exc Award (06/30/2022, 06/30/2024)																		
7046	TOPEKA SUNFLOWER	12/28/1953	Active	22	1	1	0	0.00%	23	25	0				M,VP,SC	10	\$1,825.00	
Exc Award (06/30/2017)																		
7047	TROY	02/10/1969	Active	21	1	0	1	5.00%	19		1		2	R	M,SC	24+	\$100.00	
119124	UNIVERSITY OF KANSAS EYE CENTER	04/04/2013	Active	18	2	3	-1	-5.26%	19	5	1		2	N	SC	6	\$200.00	
7049	VALLEY FALLS	12/01/1952	Active	22	0	3	-3	-12.00%	24	10	2			N		3	\$2,000.00	
Exc Award (06/30/2018, 06/30/2019, 06/30/2020)																		
7090	WAKEFIELD	01/22/1946	Active	16	5	4	1	6.67%	15	19	2		7		S,M,VP,SC	24+		
7092	WASHINGTON	01/08/1930	Active	20	1	3	-2	-9.09%	23	3	5			N	M,SC	24+		
Exc Award (06/30/2016)																		
7093	WATERVILLE	10/22/1945	Active	26	4	1	3	13.04%	21	6	4			N	M	13	\$200.00	
7050	WETMORE	02/11/1971	Cancelled(6*)	0	0	0	0	0.00%	4		9	1	None		P,S,T,M,VP SC	24+		
7096	WOODBINE	11/22/1955	Active	15	0	0	0	0.00%	15		10			N	M,SC	23	\$500.00	
Exc Award (06/30/2023)																		

Clubs Cancelled Previous Fiscal Year – Clubs Cancelled within last 12 months may be reinstated

Club Number	Club Name	Charter Date	Current Status*	Cancellation Date
7001	BONNER SPRINGS	05/15/1950	Cancelled(6*)	05/29/2024



Club Health Assessment for District 17 A through March 2025

Club NumberClub NameCharter Date			Status		Membership								Reports					Finance		LCIF		
					Current Member Count	YTD Members Added	YTD Members Dropped	YTD Net Growth	YTD Net Growth%	Member Count 12 Months Ago	Avg. length of service for dropped members	Months Since Last MMR ***	Yrs. Since Last Officer Report	President Rotation	Vice President Reported ****	Months Since Last Activity Report ***	Account Balance	Donations for current Fiscal Year				
			Number of times on status quo within last two years		If below 15 members appears			If net loss is greater than 20% appears			If no report in 3 months appears in			When more than one year appears in		Number of repeat terms		Notes the officers that do not have an active		If no report at 12 months appears in red		
Current Total Clubs Count	YTD New Clubs Count	YTD Cancelled Clubs Count	YTD Net Club Gain	Current Total Members Count	YTD Add	YTD Drop	YTD Net Growth	YTD Net Growth %	Member Count 12 Months Ago	Average Member Count Per Club	% of Clubs with less than 20 members	% No MMR in 3 Months	% No Officer Report in 12 Months	% of Clubs with balance 90+ days	Number of Clubs in Status Quo	% Status Quo Clubs in Financial Suspension	Number of Cancelled Clubs	Average Cancelled Club Age	Members Lost Due to Cancellation	% of Clubs Cancelled for Non-Financial Reasons		
70	0	1	-1	1,416	109	98	11	0.78%	1,442	20	54%	47%	0%	1%	0	0%	1	128	0	100%		

* - P - Priority Club. Cancellation Reasons: 1-Objectives/conduct, 2-Non-active club, 5-Non-existing club, 6-Disbanding, 7-Merger, 8-Financial Suspension, 9-District/Multiple District Dues.

** - Abbreviation: P-President, S-Secretary, T-Treasurer, M-Member Chairperson, VP-First Vice President, MC-Communications Chairperson, SC-Service Chairperson

*** - Abbreviation: N/R - Never reported using the Lions Clubs website, N/A - Not applicable, No password registered for the Lions Clubs website.

**** - Abbreviation: N - New, IP - Immediate Past, R - Repeat.



Club Health Assessment for District 17 N through March 2025

			Status	Membership							Reports					Finance		LCIF
Club Number	Club Name	Charter Date		Current Member Count	YTD Members Added	YTD Members Dropped	YTD Net Growth	YTD Net Growth%	Member Count 12 Months Ago	Avg. length of service for dropped members	Months Since Last MMR ***	Yrs. Since Last Officer Report	President Rotation	Vice President Reported ****	Months Since Last Activity Report ***	Account Balance	Donations for current Fiscal Year	
			Number of times on status quo within last two years	If below 15 members appears				If net loss is greater than 20% appears			If no report in 3 months appears in	When more than one year appears in	Number of repeat terms	Notes the officers that do not have appears in an active	If no report at 12 months red			
Clubs more than two years old																		
6929	ALTAMONT	10/07/1946	Active	13	0	1	-1	-7.14%	13	1	3			N	M,VP,SC	13		
6966	ARKANSAS CITY	11/24/1920	Active	16	2	5	-3	-15.79%	19	29	2		4		M,VP,SC	6	\$65.00	
40502	ARKANSAS CITY EARLY BIRD	11/17/1981	Active	16	1	2	-1	-5.88%	17	33	1			N	M,SC	24+		
Exc Award (06/30/2022)																		
6968	AUGUSTA	03/19/1946	Active	20	1	0	1	5.26%	22		7			N	M,SC	9	\$121.00	
Exc Award (06/30/2016, 06/30/2017, 06/30/20)																		
6931	BAXTER SPRINGS	11/05/1941	Active	26	0	0	0	0.00%	26		0			N	M,SC	1	\$238.00	
Exc Award (06/30/2022, 06/30/2023)																		
105389	BEL AIRE	05/04/2009	Active	30	2	8	-6	-16.67%	36	9	0			N	SC	0	\$577.00	
Exc Award (06/30/2019, 06/30/2020, 06/30/20)																		
6969	BENTON	06/05/1956	Active	4	0	0	0	0.00%	11		9		11		S,T,M,VP,SC	24+		
56504	BURLINGTON	02/03/1995	Active	21	2	2	0	0.00%	21	2	3				M,VP,SC	0	\$117.00	
6933	CANEY	10/02/1944	Active(1)	14	0	0	0	0.00%	14		14		None		P,S,T,M,VP SC	24+		
7104	CANTON	06/13/1928	Active(2)	15	0	0	0	0.00%	15		24				VP,SC	24+	90+ Days	
43074	CARBONDALE	10/18/1983	Active	11	0	0	0	0.00%	9		0		None		P,T,M,VP,SC	0	90+ Days \$65.00	
6973	CEDAR VALE	05/04/1938	Active	11	0	0	0	0.00%	11		12				M,VP,SC	11	\$100.00	
6934	CHANUTE	08/29/1946	Active	9	1	1	0	0.00%	9	1	5		2		P,M,VP,SC	24+		
7191	CLEARWATER	05/15/1953	Active	19	0	1	-1	-5.00%	20	36	2		11		M,VP,SC	1	\$232.00	
6936	COFFEYVILLE	02/18/1921	Active	22	1	3	-2	-8.33%	25	30	0		4		S,M,VP,SC	18		
43341	COFFEYVILLE DAYLIGHT DEFENDERS	01/30/1984	Active	8	0	0	0	0.00%	8		7		5		M,VP,SC	22		
6937	COLONY	05/27/1954	Active	9	0	2	-2	-18.18%	11	8	1		7		M,VP,SC	24+	\$5.00	
6938	COLUMBUS	11/18/1940	Active	25	0	0	0	0.00%	25		3				M,VP,SC	24+	\$45.00	
105925	COLWICH	06/24/2009	Active	24	1	1	0	0.00%	20	2	5			R	SC	18	\$650.00	
106940	DERBY	12/03/2009	Active	26	7	0	7	36.84%	17		0			IP	SC	1	\$736.00	
6976	EMPORIA	06/13/1921	Active	25	4	6	-2	-7.41%	27	13	8		None		P,T,M,VP,SC	24+		



Club Health Assessment for District 17 N through March 2025

			Status	Membership							Reports					Finance		LCIF
Club Number	Club Name	Charter Date		Current Member Count	YTD Members Added	YTD Members Dropped	YTD Net Growth	YTD Net Growth%	Member Count 12 Months Ago	Avg. length of service for dropped members	Months Since Last MMR ***	Yrs. Since Last Officer Report	President Rotation	Vice President Reported ****	Months Since Last Activity Report ***	Account Balance	Donations for current Fiscal Year	
			Number of times on status quo within last two years	If below 15 members appears					If net loss is greater than 20% appears			If no report in 3 months appears in	When more than one year appears in	Number of repeat terms	Notes the officers that do not have an active	If no report at 12 months appears in red		
6977	EUREKA	10/03/1921	Active	14	0	1	-1	-6.67%	15	9	0		2	M,VP,SC	18			
6942	FREDONIA	02/17/1936	Active	24	1	4	-3	-11.11%	28	4	1		2	M,VP,SC	24+		\$39.00	
126742	Galena Route 66	01/29/2016	Active	11	2	1	1	10.00%	8	0	5			N	S,M,SC	24+	\$211.00	
6944	GARNETT	12/19/1938	Active	24	1	2	-1	-4.00%	26	10	3		2	M,VP,SC	2		\$27.00	
6945	GIRARD	03/09/1948	Active	23	6	1	5	27.78%	19	3	1		5	M,VP,SC	12		\$545.00	
Exc Award (06/30/2023)																		
7195	GODDARD	05/18/1956	Active	54	5	0	5	10.20%	56		3			M,VP,SC	1		\$1,015.00	
Exc Award (06/30/2021, 06/30/2023, 06/30/2025)																		
7196	HALSTEAD	04/29/1938	Active	35	3	4	-1	-2.78%	35	3	4		4	R	P,SC	24+	\$163.00	
7200	HESSTON	02/07/1951	Active	14	0	0	0	0.00%	13		3		8	M,VP,SC	3		\$50.00	
6980	HILLSBORO	04/27/1961	Active	10	0	0	0	0.00%	10		12		8	M,VP,SC	13			
6946	HUMBOLDT	12/07/1950	Active	16	0	0	0	0.00%	15		1		3	N		5	\$734.00	
Exc Award (06/30/2018, 06/30/2023)																		
6947	INDEPENDENCE	04/25/1922	Active	23	0	2	-2	-8.00%	26	32	0			N	SC	24+	\$1,082.00	
7116	INMAN	01/12/1938	Active	14	3	1	2	16.67%	12	3	0		3	R	SC	0	\$125.00	
6949	KINCAID	05/01/1956	Active	14	0	0	0	0.00%	14		21		4	M,VP,SC	23		\$33.00	
6983	LEBO	06/09/1954	Active	10	0	0	0	0.00%	10		36	1	None	P,S,T,M,VP SC	24+			
7120	LINDSBORG	03/21/1956	Cancelled(6*)	0	0	7	-7	-100.00%	7	27	3	1	None	P,S,T,M,VP SC	24+			
7024	LYNDON	11/19/1953	Active	18	0	0	0	0.00%	21		2		2	N		7	\$1,735.00	
Exc Award (06/30/2021, 06/30/2022, 06/30/2025)																		
6984	MADISON	01/09/1928	Active	20	0	5	-5	-20.00%	25	22	1			M,VP,SC	21		\$126.00	
66772	MAIZE	10/31/2002	Active	5	0	1	-1	-16.67%	7	6	3		10	R	M,VP,SC	12	\$450.00	
7124	MARQUETTE	02/24/1938	Active	19	0	0	0	0.00%	23		14			N	T,M,VP,SC	3	\$95.00	
6952	MC CUNE	07/09/1946	Active	9	0	0	0	0.00%	13		8			N	P,T,M,SC	4	\$1,100.00	
7128	MOUNDRIDGE	02/01/1938	Active	12	3	2	1	9.09%	14	13	0			N	M,SC	0	\$29.00	
Exc Award (06/30/2022)																		



Club Health Assessment for District 17 N through March 2025

			Status	Membership						Reports					Finance		LCIF	
Club Number	Club Name	Charter Date		Current Member Count	YTD Members Added	YTD Members Dropped	YTD Net Growth	YTD Net Growth%	Member Count 12 Months Ago	Avg. length of service for dropped members	Months Since Last MMR ***	Yrs. Since Last Officer Report	President Rotation	Vice President Reported ****	Months Since Last Activity Report ***	Account Balance	Donations for current Fiscal Year	
			Number of times on status quo within last two years	If below 15 members appears					If net loss is greater than 20% appears			If no report in 3 months appears in	When more than one year appears in	Number of repeat terms	Notes the officers that do not have an active	If no report at 12 months appears in red		
7208	MULVANE	11/18/1966	Active	10	0	0	0	0.00%	10		20	1	None	P,S,T,M,VP SC	24+	90+ Days		
6953	NEODESHA	12/08/1922	Active	28	4	0	4	16.67%	20		0		N	M,SC	19		\$150.00	
46275	NEOSHO RAPIDS	06/24/1986	Active	12	0	0	0	0.00%	12		14		IP	M,SC	9		\$66.00	
7209	NEWTON	05/17/1921	Active	68	8	15	-7	-9.33%	78	3	2			VP,SC	24+		\$396.00	
Exc Award (06/30/2018)																		
6985	OLPE	09/30/1954	Active	18	1	1	0	0.00%	18	17	8			P,M,VP,SC	24+		\$94.00	
7028	OSAGE CITY	08/15/1939	Active	55	4	9	-5	-8.33%	60	4	1		9	R	P,VP,SC		24+	\$100.00
6956	OTTAWA	11/23/1936	Active	16	0	0	0	0.00%	16		6		2		M,VP,SC		20	
7212	OXFORD	03/12/1946	Active	25	6	1	5	25.00%	19	32	2			N	SC		0	\$10.00
7225	PARK CITY	02/25/1955	Active	7	0	1	-1	-12.50%	8	2	0				M,VP,SC		24+	
6958	PARSONS	01/27/1931	Active	35	4	0	4	12.90%	31		2		2	N	SC	4	\$432.00	
Exc Award (06/30/2019, 06/30/2023)																90+ Days		
6959	PITTSBURG	06/02/1922	Active	19	1	0	1	5.56%	18		2		2		M,VP,SC	8	\$850.00	
Exc Award (06/30/2021, 06/30/2022, 06/30/2023)																		
7213	PLEASANT VALLEY	02/24/1954	Active	12	1	0	1	9.09%	13		3		18		M,VP,SC	22		
6986	POTWIN	01/08/1952	Active(1)	10	0	0	0	0.00%	10		14	1	None	P,S,T,M,VP SC	21	90+ Days		
Exc Award (06/30/2018)																		
6987	READING	09/11/1956	Active	11	0	0	0	0.00%	12		10		7		M,VP,SC	4	\$43.00	
Exc Award (06/30/2018, 06/30/2023)																		
7037	SCRANTON	04/14/1954	Active	13	2	3	-1	-7.14%	14	21	0		2		M,VP,SC	0	\$143.00	
6988	SEDAN	05/09/1929	Cancelled(6*)	0	0	6	-6	-100.00%	6	20	3	1	None	P,S,T,M,VP SC	N/R			
6991	TOWANDA	02/23/1954	Active	23	1	1	0	0.00%	18	51	2				M,VP,SC	13	\$8,610.00	
Exc Award (06/30/2023)																		
7218	VALLEY CENTER	02/28/1957	Active	88	9	9	0	0.00%	86	17	2			N	SC	0	\$7,311.00	
7219	VIOLA	12/01/1955	Active	12	2	3	-1	-7.69%	14	2	2			N		11		
7220	WALTON	03/12/1971	Active	12	0	0	0	0.00%	12		13		3		M,VP,SC	24+		
7221	WELLINGTON	12/02/1921	Active	45	7	0	7	18.42%	43		0			N	M,SC	1	\$564.00	



Club Health Assessment for District 17 N through March 2025

Club NumberClub NameCharter Date			Status	Membership							Reports					Finance		LCIF		
				Current Member Count	YTD Members Added	YTD Members Dropped	YTD Net Growth	YTD Net Growth%	Member Count 12 Months Ago	Avg. length of service for dropped members	Months Since Last MMR ***	Yrs. Since Last Officer Report	President Rotation	Vice President Reported ****	Months Since Last Activity Report ***	Account Balance	Donations for current Fiscal Year			
			Number of times on status quo within last two years	If below 15 members appears				If net loss is greater than 20% appears			If no report in 3 months appears in	When more than one year appears in	Number of repeat terms		Notes the officers that do not have an active	If no report at 12 months appears in red				
Exc Award (06/30/2022)																				
6964	WESTPHALIA	04/28/1969	Active	21	4	0	4	23.53%	15		2		6	R	M,VP,SC	3		\$158.00		
7223	WICHITA DOWNTOWN	12/04/1919	Active	23	0	5	-5	-17.86%	28	32	2			N	T,M,SC	14		\$877.00		
66673	WICHITA NORTHWEST	10/16/2002	Active	26	2	1	1	4.00%	28	22	0			N	SC	3		\$1,406.00		
Exc Award (06/30/2018)																				
7138	WINDOM	05/08/1951	Active	7	0	0	0	0.00%	7		8				P,M,VP,SC	16		\$42.00		
6995	WINFIELD	07/14/1921	Active	32	2	1	1	3.23%	30	2	2			IP	SC	1		\$70.00		
Current Total Clubs Count	YTD New Clubs Count	YTD Cancelled Clubs Count	YTD Net Club Gain	Current Total Members Count	YTD Add	YTD Drop	YTD Net Growth	YTD Net Growth %	Member Count 12 Months Ago	Average Member Count Per Club	% of Clubs with less than 20 members	% No MMR in 3 Months	% No Officer Report in 12 Months	% of Clubs with balance 90+ days	Number of Clubs in Status Quo	% Status Quo Clubs in Financial Suspension	Number of Cancelled Clubs	Average Cancelled Club Age	Members Lost Due to Cancellation	% of Clubs Cancelled for Non-Financial Reasons
66	0	2	-2	1,361	104	119	-15	-1.09%	1,399	21	58%	48%	5%	8%	0	0%	2	82	13	100%

* - P - Priority Club. Cancellation Reasons: 1-Objectives/conduct, 2-Non-active club, 5-Non-existing club, 6-Disbanding, 7-Merger, 8-Financial Suspension, 9-District/Multiple District Dues.

** - Abbreviation: P-President, S-Secretary, T-Treasurer, M-Member Chairperson, VP-First Vice President, MC-Communications Chairperson, SC-Service Chairperson

*** - Abbreviation: N/R - Never reported using the Lions Clubs website, N/A - Not applicable, No password registered for the Lions Clubs website.

**** - Abbreviation: N - New, IP - Immediate Past, R - Repeat.



Club Health Assessment for District 18 L through March 2025

			Status	Membership							Reports					Finance		LCIF
Club Number	Club Name	Charter Date		Current Member Count	YTD Members Added	YTD Members Dropped	YTD Net Growth	YTD Net Growth%	Member Count 12 Months Ago	Avg. length of service for dropped members	Months Since Last MMR ***	Yrs. Since Last Officer Report	President Rotation	Vice President Reported ****	Months Since Last Activity Report ***	Account Balance	Donations for current Fiscal Year	
			Number of times on status quo within last two years	If below 15 members appears					If net loss is greater than 20% appears			If no report in 3 months appears in	When more than one year appears in	Number of repeat terms	Notes the officers that do not have an active	If no report at 12 months appears in red		
Clubs less than two years old																		
154937	Alpharetta (Pixel & Dice)	06/30/2023	Cancelled(8*)	0	0	23	-23	-100.00%	23	2	3	1	None	P,S,T,M,VP SC	N/R	90+ Days		
171634	Johns Creek	06/28/2024	Active	23	0	0	0	0.00%	0		9		None	P,S,T,M,VP SC	N/R	90+ Days		
Clubs more than two years old																		
7281	ADAIRSVILLE	05/25/1942	Active	41	2	1	1	2.50%	40	2	6		6	R	SC	23		
Exc Award (06/30/2018)																		
7282	ALPHARETTA	09/17/1953	Active	39	4	4	0	0.00%	49	21	0			M,VP	0		\$1,983.64	
Exc Award (06/30/2017)																		
7283	ATLANTA	12/17/1920	Active	58	0	0	0	0.00%	58		3		2	N	S,M,SC	11	\$750.00	
7284	ATLANTA BUCKHEAD	05/27/1941	Active	139	3	3	0	0.00%	136	6	2		None	P,S,T,M,VP SC	N/R			
60486	ATLANTA LATINO	03/18/1998	Active	32	2	7	-5	-13.51%	37	7	2			N	SC	0		
53844	ATLANTA METRO	11/25/1992	Active	23	0	1	-1	-4.17%	24	30	2		4	R	SC	0	\$765.00	
7289	BALL GROUND	10/04/1939	Active	21	7	5	2	10.53%	19	9	0			N	M,SC	0	\$100.00	
122355	Bartow County	06/13/2014	Active	24	0	0	0	0.00%	26		9	1	None	P,S,T,M,VP SC	24+	90+ Days		
7290	BOYNTON	11/11/1952	Active	13	0	0	0	0.00%	13		12	1	None	P,S,T,M,VP SC	24+	90+ Days		
7291	CALHOUN	04/12/1946	Active	9	0	0	0	0.00%	8		10		None	P,S,T,M,VP SC	24+	90+ Days		
7292	CANTON	04/25/1932	Active	49	3	0	3	6.52%	46		6			M,VP,SC	5		\$2,500.00	
Exc Award (06/30/2018)																		
7494	CARROLLTON	02/27/1933	Active	46	3	1	2	4.55%	43	2	1			N	3		\$1,000.00	
7296	CHATSWORTH	06/22/1932	Active	32	5	1	4	14.29%	28	14	0		12	N	P,SC	24+	\$1,000.00	
7297	CHATTANOOGA VALLEY	02/03/1970	Active	22	1	6	-5	-18.52%	27	30	0			N	SC	5		
Exc Award (06/30/2018)																		
7298	CHICKAMAUGA	11/07/1966	Active	24	0	0	0	0.00%	29		0		None	P,S,T,M,VP SC	24+	90+ Days		
Exc Award (06/30/2018)																		
111057	DADE COUNTY	05/17/2011	Active	27	3	0	3	12.50%	24		7		3	N	SC	24+		
7303	DALTON	09/22/1937	Active	17	2	2	0	0.00%	20	26	1		2	N	M,SC	12		



Club Health Assessment for District 18 L through March 2025

			Status	Membership							Reports					Finance		LCIF
Club Number	Club Name	Charter Date		Current Member Count	YTD Members Added	YTD Members Dropped	YTD Net Growth	YTD Net Growth%	Member Count 12 Months Ago	Avg. length of service for dropped members	Months Since Last MMR ***	Yrs. Since Last Officer Report	President Rotation	Vice President Reported ****	Months Since Last Activity Report ***	Account Balance	Donations for current Fiscal Year	
			Number of times on status quo within last two years	If below 15 members appears				If net loss is greater than 20% appears			If no report in 3 months appears in	When more than one year appears in	Number of repeat terms	Notes the officers that do not have appears in an active	If no report at 12 months red			
7304	DALTON NOON	05/21/1969	Active	10	0	0	0	0.00%	11		9		4	T,M,VP,SC	24+	90+ Days	\$240.00	
106647	DOUGLAS COUNTY	09/24/2009	Active	7	0	0	0	0.00%	6		10		3	N	M,SC	0	\$150.00	
7307	ELLIJAY	07/27/1934	Active	65	4	17	-13	-16.67%	80	6	1		2	N	M	3	\$6,000.00	
Exc Award (06/30/2023)																		
105784	GREATER BUTTS COUNTY	06/11/2009	Active	63	20	3	17	36.96%	41	5	0		2	N	SC	1	\$700.00	
Exc Award (06/30/2023)																		
7504	GRIFFIN	10/25/1951	P- Active	6	0	0	0	0.00%	6		6		2	R	SC	11	\$100.00	
7507	HEARD COUNTY	01/28/1938	Active	16	0	0	0	0.00%	16		41	1	None		P,S,T,M,VP SC	24+	90+ Days \$50.00	
7312	JASPER	06/22/1939	Active	15	0	0	0	0.00%	15		15	1	None		P,S,T,M,VP SC	20	90+ Days	
7313	LA FAYETTE	01/15/1932	Active	32	4	1	3	10.34%	28	45	3		3	R	P,M,VP,SC	N/R		
7315	MARIETTA	06/26/1942	Active	23	1	1	0	0.00%	24	3	2			N	M	13		
7316	MARIETTA EAST COBB	07/01/1958	Active	32	7	5	2	6.67%	29	25	1			R		0	\$1,750.00	
7516	MC DONOUGH	04/27/1954	Active	24	0	6	-6	-20.00%	30	9	2			N		3		
Exc Award (06/30/2021, 06/30/2022)																		
7318	MENLO	02/03/1969	Active	10	0	1	-1	-9.09%	10	30	1		2	R	M,SC	24+		
97208	NORTH COBB	05/30/2006	Active	11	2	2	0	0.00%	11	13	1			N	SC	7	\$250.00	
141298	Reinhardt	06/12/2020	Cancelled(8*)	0	0	2	-2	-100.00%	2	7	3	1	None		P,S,T,M,VP SC	N/R	90+ Days	
7321	ROCKMART	04/19/1971	Active(1)	2	0	6	-6	-75.00%	8	19	0		3		P,S,T,M,VP SC	5		
7323	ROME	06/04/1941	Active	11	0	5	-5	-31.25%	16	30	0			N	M,SC	9		
Exc Award (06/30/2018)																		
7324	ROSSVILLE	12/06/1955	Active	6	0	0	0	0.00%	8		10	1	None		P,S,T,M,VP SC	24+	90+ Days	
7325	ROSWELL	08/22/1952	Active	19	0	0	0	0.00%	20		9		4	N	M,SC	24+	\$450.00	
116954	SMYRNA JONQUIL	05/22/2012	Active	17	0	4	-4	-19.05%	20	4	2		4	N	M,SC	4	90+ Days	
7329	SOUTH COBB	10/29/1952	Active	31	2	3	-1	-3.13%	29	16	0		2	N	SC	0	\$125.00	
Exc Award (06/30/2023)																		
7528	TALLAPOOSA	04/17/1944	Active(1)	22	0	4	-4	-15.38%	26	3	2				S,T,M,VP,SC	N/R	90+ Days	



Club Health Assessment for District 18 L through March 2025

			Status							Membership					Reports					Finance		LCIF
Club Number	Club Name	Charter Date			Current Member Count	YTD Members Added	YTD Members Dropped	YTD Net Growth	YTD Net Growth%	Member Count 12 Months Ago	Avg. length of service for dropped members	Months Since Last MMR ***	Yrs. Since Last Officer Report	President Rotation	Vice President Reported ****	Months Since Last Activity Report ***	Account Balance	Donations for current Fiscal Year				
			Number of times on status quo within last two years		If below 15 members appears				If net loss is greater than 20% appears			If no report in 3 months appears in	When more than one year appears in	Number of repeat terms	Notes the officers that do not have an active	If no report at 12 months appears in red						
7332	TRION	01/30/1939	P- Active		5	0	0	0	0.00%	6		10		None	P,S,T,M,VP SC	14	90+ Days					
7531	VILLA RICA	05/02/1966	Active		25	0	0	0	0.00%	25		1			M,VP,SC	24+						
97622	VILLA RICA GOLDEN CITY	08/14/2006	Active		21	8	0	8	61.54%	13		1		2	VP,SC	2		\$110.00				
7335	WOODSTOCK	10/24/1961	Active		28	5	3	2	7.69%	29	22	2			N,SC	0		\$900.00				
Current Total Clubs Count	YTD New Clubs Count	YTD Cancelled Clubs Count	YTD Net Club Gain	Current Total Members Count	YTD Add	YTD Drop	YTD Net Growth	YTD Net Growth %	Member Count 12 Months Ago	Average Member Count Per Club	% of Clubs with less than 20 members	% No MMR in 3 Months	% No Officer Report in 12 Months	% of Clubs with balance 90+ days	Number of Clubs in Status Quo	% Status Quo Clubs in Financial Suspension	Number of Cancelled Clubs	Average Cancelled Club Age	Members Lost Due to Cancellation	% of Clubs Cancelled for Non-Financial Reasons		
42	0	2	-2	1,140	88	117	-29	-2.48%	1,159	27	38%	40%	12%	29%	0	0%	2	3	25	0%		

* - P - Priority Club. Cancellation Reasons: 1-Objectives/conduct, 2-Non-active club, 5-Non-existing club, 6-Disbanding, 7-Merger, 8-Financial Suspension, 9-District/Multiple District Dues.

** - Abbreviation: P-President, S-Secretary, T-Treasurer, M-Member Chairperson, VP-First Vice President, MC-Communications Chairperson, SC-Service Chairperson

*** - Abbreviation: N/R - Never reported using the Lions Clubs website, N/A - Not applicable, No password registered for the Lions Clubs website.

**** - Abbreviation: N - New, IP - Immediate Past, R - Repeat.



Club Health Assessment for District 18 I through March 2025

			Status	Membership							Reports					Finance		LCIF
Club Number	Club Name	Charter Date		Current Member Count	YTD Members Added	YTD Members Dropped	YTD Net Growth	YTD Net Growth%	Member Count 12 Months Ago	Avg. length of service for dropped members	Months Since Last MMR ***	Yrs. Since Last Officer Report	President Rotation	Vice President Reported ****	Months Since Last Activity Report ***	Account Balance	Donations for current Fiscal Year	
			Number of times on status quo within last two years	If below 15 members appears				If net loss is greater than 20% appears			If no report in 3 months appears in	When more than one year appears in	Number of repeat terms	Notes the officers that do not have an active	If no report at 12 months appears in red			
Clubs more than two years old																		
7432	ATHENS CLASSIC CITY	02/09/1965	Active	20	1	0	1	5.26%	19		5			N	M	3	\$1,500.00	
59786	ATHENS HERITAGE	06/24/1997	Active(1)	8	6	0	6	300.00%	6		8		3		M,VP,SC	2		
Exc Award (06/30/2018)																		
149656	Atlanta Caribbean	01/21/2022	Active	31	7	1	6	24.00%	18	0	0		2	N	SC	9	\$1,000.00	
Exc Award (06/30/2024)																		
49793	ATLANTA CHINESE AMERICAN	08/08/1989	Active	24	4	1	3	14.29%	19	0	5			R	VP	4	\$2,650.00	
149894	ATLANTA HOPE	02/21/2022	Active	12	1	3	-2	-14.29%	14	3	3		4		VP,SC	8	90+ Days	
7438	BUFORD	02/14/1953	Active(1)	9	0	0	0	0.00%	9		1				M,VP,SC	7	\$100.00	
7439	CARNESVILLE	11/24/1952	Active	13	2	2	0	0.00%	13	16	3		9		S,M,VP,SC	N/R		
7440	CLARKESVILLE	05/30/1934	Active	13	0	0	0	0.00%	13		18		2		S,T,M,VP,SC	24+	90+ Days	
7441	CLAYTON	05/23/1934	Active	3	0	0	0	0.00%	3		5		7	N	S,M,SC	24+		
40857	CLERMONT NORTH HALL	02/12/1982	Active	20	4	2	2	11.11%	18	0	0		2	R		1	90+ Days	
7442	COLBERT	05/16/1951	Active	19	0	1	-1	-5.00%	20	12	5				P,M,VP,SC	24+	\$200.00	
7443	COMER	10/12/1948	Active	17	1	1	0	0.00%	17	3	0		4	R	M,VP	13		
7538	CONYERS	12/13/1940	Active	15	1	1	0	0.00%	14	8	3			N		0		
Exc Award (06/30/2018)																		
7539	COVINGTON	06/02/1952	Active	64	5	2	3	4.92%	56	25	2			N	SC	0	\$1,000.00	
Exc Award (06/30/2016, 06/30/2017, 06/30/20)																		
7447	DAWSONVILLE	01/15/1953	Active	35	6	5	1	2.94%	38	7	0			N	SC	0		
7448	DECATUR	06/09/1932	Active	10	0	0	0	0.00%	12		0				M,VP,SC	10	\$200.00	
105279	EATONTON	04/20/2009	Active	10	0	2	-2	-16.67%	12	12	7				P,M,VP,SC	24+	90+ Days	
7454	ELBERTON	02/19/1953	Active	11	2	0	2	22.22%	11		4		13	R	T,M,VP,SC	24+		
7455	FORSYTH COUNTY	04/14/1961	Active	19	3	3	0	0.00%	18	8	1			N		5	\$10,318.85	
Exc Award (06/30/2023, 06/30/2024)																		
7456	GAINESVILLE	06/29/1934	Cancelled(6*)	0	0	2	-2	-100.00%	7	50	5	2	None		P,S,T,M,VP SC	24+	\$1,000.00	



Club Health Assessment for District 18 I through March 2025

			Status	Membership							Reports					Finance		LCIF
Club Number	Club Name	Charter Date		Current Member Count	YTD Members Added	YTD Members Dropped	YTD Net Growth	YTD Net Growth%	Member Count 12 Months Ago	Avg. length of service for dropped members	Months Since Last MMR ***	Yrs. Since Last Officer Report	President Rotation	Vice President Reported ****	Months Since Last Activity Report ***	Account Balance	Donations for current Fiscal Year	
			Number of times on status quo within last two years	If below 15 members appears				If net loss is greater than 20% appears			If no report in 3 months appears in	When more than one year appears in	Number of repeat terms	Notes the officers that do not have appears in an active	If no report at 12 months red			
7457	HARTWELL	06/14/1951	Active	22	0	0	0	0.00%	22		10		7	VP,SC	0	90+ Days		
7460	JEFFERSON	07/09/1951	Active	20	1	1	0	0.00%	21	0	5			R	VP,SC		7	\$500.00
7463	LAVONIA	02/20/1934	Active(1)	12	0	2	-2	-14.29%	14	17	3		2	R	M,SC		22	\$300.00
7464	LAWRENCEVILLE	02/19/1946	Active	7	0	0	0	0.00%	11		7		4		M,VP,SC		24	
124043	Lilburn	01/22/2015	Active	7	0	0	0	0.00%	7		1		2		M,VP,SC		24	
7467	LOGANVILLE	04/19/1965	Active	20	2	5	-3	-13.04%	24	6	0			N	M	2		
Exc Award (06/30/2017, 06/30/2018, 06/30/2020)																		
112090	LOGANVILLE LEGACY	08/22/2011	Active	46	2	22	-20	-30.30%	66	6	1		2	N	M,SC	8		
Exc Award (06/30/2022, 06/30/2023)																		
7553	MADISON	03/24/1955	Active	24	3	4	-1	-4.00%	25	7	0		2	N	M,SC	6		
Exc Award (06/30/2023)																		
7468	MARTIN	04/23/1957	Active	17	3	0	3	21.43%	6		3				M,VP,SC	24+	\$300.00	
7469	MONROE	05/11/1951	Active	13	4	4	0	0.00%	15	1	2			N		0		
7470	NORCROSS	02/17/1944	Active	15	2	1	1	7.14%	16	6	0		2		M,VP,SC	0	\$32,650.00	
144113	Norcross Latino	12/22/2020	Active(1)	9	4	0	4	80.00%	5		6		None		P,T,M,VP,SC	7		
7450	NORTH DEKALB	11/03/1952	Active	18	2	2	0	0.00%	17	29	0		2	N	M	7	\$600.00	
Exc Award (06/30/2024)																		
7472	OCONEE L C	10/19/1971	Active	41	2	6	-4	-8.89%	42	21	0				VP	0		
Exc Award (06/30/2016, 06/30/2018)																		
120568	Oglethorpe County	10/22/2013	Active	9	0	0	0	0.00%	9		23		5		S,T,M,VP,SC	24+	\$200.00	
7560	OXFORD	07/05/1951	Active	20	0	2	-2	-9.09%	18	6	0			N		0	\$1,308.00	
7476	SNELLVILLE	09/25/1952	Active	27	0	2	-2	-6.90%	30	3	1			R	M	11	\$1,350.00	
7477	SOCIAL CIRCLE	03/01/1949	Active	9	0	2	-2	-18.18%	11	10	4				M,VP,SC	0		
135048	Statham	06/05/2018	Active	12	2	1	1	9.09%	12	4	1		2	R		0	\$200.00	
57221	THOMSON CAMELLIA CITY	07/18/1995	Active	18	0	2	-2	-10.00%	20	6	1				M,VP,SC	0		
Exc Award (06/30/2018)																		
7480	TOCCOA	05/24/1933	Active	25	0	5	-5	-16.67%	33	7	3			R	T	0	\$400.00	



Club Health Assessment for District 18 I through March 2025

			Status	Membership							Reports					Finance	LCIF
Club Number	Club Name	Charter Date		Current Member Count	YTD Members Added	YTD Members Dropped	YTD Net Growth	YTD Net Growth%	Member Count 12 Months Ago	Avg. length of service for dropped members	Months Since Last MMR ***	Yrs. Since Last Officer Report	President Rotation	Vice President Reported ****	Months Since Last Activity Report ***	Account Balance	Donations for current Fiscal Year
			Number of times on status quo within last two years	If below 15 members appears				If net loss is greater than 20% appears			If no report in 3 months appears in	When more than one year appears in	Number of repeat terms	Notes the officers that do not have an active	If no report at 12 months appears in red		
Exc Award (06/30/2023)																	
7481	TOWNS COUNTY	02/14/1940	Active	81	5	9	-4	-4.71%	87	14	0		2	R	0		\$500.00
Exc Award (06/30/2018, 06/30/2024)																	
7462	TUCKER LA VISTA	10/13/1953	Active	22	2	0	2	10.00%	19		0		4	R	SC	9	\$540.00
Exc Award (06/30/2018)																	
7483	UNION COUNTY	01/18/1966	Active	10	0	1	-1	-9.09%	14	6	8		3	R	SC	4	\$250.00
7571	WASHINGTON	06/17/1940	Active	12	2	2	0	0.00%	12	11	0		3	R	M	24+	
7486	WINDER	08/20/1942	Active	11	0	1	-1	-8.33%	14	8	3		3	R	M,SC	20	
57840	WINDER NOON	02/07/1996	Active	19	0	2	-2	-9.52%	21	30	0		2	R	M,SC	0	\$600.00

Clubs Cancelled Previous Fiscal Year – Clubs Cancelled within last 12 months may be reinstated

Club Number	Club Name	Charter Date	Current Status*	Cancellation Date
143952	Atlanta Arirang Speciality	12/10/2020	Cancelled(8*)	06/29/2024
7446	DAHLONEGA	09/29/1932	Cancelled(8*)	06/29/2024
7475	ROYSTON FRANKLIN SPRINGS	06/15/1951	Cancelled(8*)	07/29/2023
125269	Walnut Grove	06/23/2015	Cancelled(6*)	06/29/2024

Current Total Clubs Count	YTD New Clubs Count	YTD Cancelled Clubs Count	YTD Net Club Gain	Current Total Members Count	YTD Add	YTD Drop	YTD Net Growth	YTD Net Growth %	Member Count 12 Months Ago	Average Member Count Per Club	% of Clubs with less than 20 members	% No MMR in 3 Months	% No Officer Report in 12 Months	% of Clubs with balance 90+ days	Number of Clubs in Status Quo	% Status Quo Clubs in Financial Suspension	Number of Cancelled Clubs	Average Cancelled Club Age	Members Lost Due to Cancellation	% of Clubs Cancelled for Non-Financial Reasons
46	0	1	-1	899	79	102	-23	-2.49%	928	20	63%	48%	0%	11%	0	0%	1	266	2	-200%

* - P - Priority Club. Cancellation Reasons: 1-Objectives/conduct, 2-Non-active club, 5-Non-existing club, 6-Disbanding, 7-Merger, 8-Financial Suspension, 9-District/Multiple District Dues.

** - Abbreviation: P-President, S-Secretary, T-Treasurer, M-Member Chairperson, VP-First Vice President, MC-Communications Chairperson, SC-Service Chairperson

*** - Abbreviation: N/R - Never reported using the Lions Clubs website, N/A - Not applicable, No password registered for the Lions Clubs website.

**** - Abbreviation: N - New, IP - Immediate Past, R - Repeat.



Club Health Assessment for District 18 O through March 2025

			Status	Membership							Reports					Finance	LCIF
Club Number	Club Name	Charter Date		Current Member Count	YTD Members Added	YTD Members Dropped	YTD Net Growth	YTD Net Growth%	Member Count 12 Months Ago	Avg. length of service for dropped members	Months Since Last MMR ***	Yrs. Since Last Officer Report	President Rotation	Vice President Reported ****	Months Since Last Activity Report ***	Account Balance	Donations for current Fiscal Year
			Number of times on status quo within last two years	If below 15 members appears					If net loss is greater than 20% appears		If no report in 3 months appears in	When more than one year appears in	Number of repeat terms	Notes the officers that do not have an active	If no report at 12 months appears in red		
Clubs more than two years old																	
7380	ABBEVILLE	03/14/1938	Active	13	2	0	2	18.18%	11		3			R	M,VP,SC	0	\$150.00
Exc Award (06/30/2022, 06/30/2023)																	
7383	ALBANY	10/18/1922	Active	5	0	0	0	0.00%	5		1		10		M,VP,SC	13	\$300.00
7385	AMERICUS	11/12/1942	Active	10	2	0	2	25.00%	9		2			R	M,VP,SC	7	
7389	BAINBRIDGE	06/08/1936	Active	14	0	4	-4	-22.22%	20	10	0			N	M,SC	13	
7491	BUENA VISTA	01/14/1935	Active	22	2	0	2	10.00%	20		0		10		P,M,VP,SC	24+	
7493	BYRON	07/01/1948	Active	19	2	5	-3	-13.64%	22	6	0			N	M,SC	8	
7393	CALVARY	10/01/1956	Active	14	0	1	-1	-6.67%	15	52	1		2	R	M,VP,SC	16	90+ Days
7394	CAMILLA	03/13/1952	Active(1)	32	1	2	-1	-3.03%	33	4	0		2		M,VP	1	\$2,000.00
Exc Award (06/30/2022, 06/30/2023, 06/30/2024)																	
7495	CENTERVILLE	02/20/1967	Active	31	2	2	0	0.00%	30	22	3			N	SC	9	\$400.00
Exc Award (06/30/2023)																	
7395	CHESTER	06/02/1970	Active	22	1	0	1	4.76%	21		3		8		T,M,VP,SC	16	
7397	COLQUITT	10/08/1946	Active	28	0	0	0	0.00%	28		2			N	T,M,VP,SC	12	
7496	COLUMBUS	09/15/1922	Active	16	2	1	1	6.67%	15	3	1		9	N	M,SC	0	\$250.00
7398	CORDELE	01/26/1934	Active	61	3	5	-2	-3.17%	62	11	0			N		6	
7400	CUTHBERT	09/27/1944	Active	10	1	0	1	11.11%	9		7		2	R	P,T,M,VP,SC	N/R	
117927	DECATUR COUNTY	10/01/2012	Active(1)	7	0	0	0	0.00%	10		9	1	None		P,S,T,M,VP SC	24+	\$600.00
7402	DONALSONVILLE	10/05/1944	Active	48	2	0	2	4.35%	44		2			N	M,SC	24+	
7403	EASTMAN	08/24/1956	Active	20	0	3	-3	-13.04%	23	26	2				M,VP,SC	15	
7501	ELLAVILLE	03/27/1942	Active	11	0	0	0	0.00%	11		16	1	None		P,S,T,M,VP SC	N/R	90+ Days
7406	FITZGERALD	10/14/1942	Active	17	1	1	0	0.00%	17	23	2			IP	M,SC	12	
137994	Fort Valley	05/14/2019	Active(1)	22	15	2	13	144.44%	21	5	0		4	R	T,SC	0	
34746	GREENVILLE	12/16/1977	Active	34	0	0	0	0.00%	34		0		2	R	VP,SC	2	\$1,450.00
7409	HAHIRA	12/02/1943	Active	16	0	3	-3	-15.79%	19	2	4		4	N		1	



Club Health Assessment for District 18 O through March 2025

			Status		Membership						Reports					Finance		LCIF		
Club Number	Club Name	Charter Date			Current Member Count	YTD Members Added	YTD Members Dropped	YTD Net Growth	YTD Net Growth%	Member Count 12 Months Ago	Avg. length of service for dropped members	Months Since Last MMR ***	Yrs. Since Last Officer Report	President Rotation	Vice President Reported ****	Months Since Last Activity Report ***	Account Balance	Donations for current Fiscal Year		
			Number of times on status quo within last two years		If below 15 members appears				If net loss is greater than 20% appears			If no report in 3 months appears in	When more than one year appears in	Number of repeat terms		Notes the officers that do not have appears in an active red	If no report at 12 months appears in red			
143558	Hawkinsville-Pulaski	11/11/2020	Active		9	0	0	0	0.00%	9		19		3	R	M,VP,SC	12	90+ Days		
144189	Houston County	12/28/2020	Active		7	0	0	0	0.00%	8		10		5		M,VP,SC	12			
7510	LA GRANGE	02/08/1929	Active		64	2	1	1	1.59%	62	18	5			N		12			
7512	MACON	05/06/1921	Active		13	0	0	0	0.00%	13		27		9		P,VP,SC	12			
145879	Macon North-West	06/18/2021	Active		7	0	0	0	0.00%	6		2		2	N		0		\$100.00	
7513	MACON RUTLAND	11/16/1960	Active		6	2	0	2	50.00%	5		0		7	R	M,SC	13	\$300.00		
7515	MANCHESTER	03/18/1968	Active		10	0	0	0	0.00%	10		12			N	P,T,M,VP,SC	12			
7413	MOULTRIE	02/06/1936	Active		37	0	0	0	0.00%	49		8			N		12			
Exc Award (06/30/2018)																				
124327	Perry	03/09/2015	Active		11	0	0	0	0.00%	11		1		3	N	M,SC	12	\$200.00		
7522	PIKE COUNTY	01/24/1946	Active		17	0	0	0	0.00%	17		74		2		T,M,VP,SC	17			
7416	PLAINS	01/04/1946	Active		14	0	0	0	0.00%	14		10		6		S,M,VP,SC	11			
7417	POULAN	08/29/1963	Active		14	1	2	-1	-6.67%	15	17	0			N	T,M,SC	24+			
7421	ROCHELLE	10/25/1955	Active		19	3	0	3	18.75%	16		2		2		M,VP,SC	13			
7527	TALBOTTON	02/26/1935	Active(1)		22	0	0	0	0.00%	22		16		7		M,VP,SC	24+			
7530	THOMASTON	04/11/1940	Active		12	0	2	-2	-14.29%	15	3	2			N	M,SC	13			
7426	UNADILLA	01/28/1943	Active(1)		7	1	10	-9	-56.25%	17	12	3		4	R	M,SC	24+			
7430	WARWICK	05/17/1966	Active		23	7	3	4	21.05%	17	7	1				P,M,VP,SC	12			
7529	WEST POINT	04/29/1936	Active		17	3	3	0	0.00%	17	15	2		2	R	M,SC	24+			
Current Total Clubs Count	YTD New Clubs Count	YTD Cancelled Clubs Count	YTD Net Club Gain	Current Total Members Count	YTD Add	YTD Drop	YTD Net Growth	YTD Net Growth %	Member Count 12 Months Ago	Average Member Count Per Club	% of Clubs with less than 20 members	% No MMR in 3 Months	% No Officer Report in 12 Months	% of Clubs with balance 90+ days	Number of Clubs in Status Quo	% Status Quo Clubs in Financial Suspension	Number of Cancelled Clubs	Average Cancelled Club Age	Members Lost Due to Cancellation	% of Clubs Cancelled for Non-Financial Reasons
40	0	0	0	781	55	50	5	0.64%	802	20	65%	43%	5%	8%	0	0%	0	0	0	0%



Club Health Assessment for District 18 O through March 2025

			Status	Membership							Reports					Finance	LCIF
Club Number	Club Name	Charter Date		Current Member Count	YTD Members Added	YTD Members Dropped	YTD Net Growth	YTD Net Growth%	Member Count 12 Months Ago	Avg. length of service for dropped members	Months Since Last MMR ***	Yrs. Since Last Officer Report	President Rotation	Vice President Reported ****	Months Since Last Activity Report ***	Account Balance	Donations for current Fiscal Year
			Number of times on status quo within last two years	If below 15 members appears				If net loss is greater than 20% appears			If no report in 3 months appears in	When more than one year appears in	Number of repeat terms	Notes the officers that do not have an active	If no report at 12 months appears in red		



Club Health Assessment for District 18 N through March 2025

			Status	Membership							Reports					Finance		LCIF	
Club Number	Club Name	Charter Date		Current Member Count	YTD Members Added	YTD Members Dropped	YTD Net Growth	YTD Net Growth%	Member Count 12 Months Ago	Avg. length of service for dropped members	Months Since Last MMR ***	Yrs. Since Last Officer Report	President Rotation	Vice President Reported ****	Months Since Last Activity Report ***	Account Balance	Donations for current Fiscal Year		
			Number of times on status quo within last two years	If below 15 members appears					If net loss is greater than 20% appears					If no report in 3 months appears in	When more than one year repeats in	Number of repeat terms	Notes the officers that do not have appears in an active red	If no report at 12 months red	
Clubs less than two years old																			
173394	Brunswick II	02/26/2025	Newly Chartered	21	21	0	21	100.00%	0		0			N	M,VP,SC	N/A			
Clubs more than two years old																			
43860	ALAMO	05/18/1984	Active	19	7	1	6	46.15%	15	37	0			R		0		\$100.00	
7336	ALMA	09/12/1933	Active(1)	39	1	0	1	2.63%	39		7			N	SC	17			
7535	AUGUSTA	07/01/1922	Active	18	2	0	2	12.50%	17		7		5	N		19			
7337	BAXLEY	01/14/1947	Active	37	1	0	1	2.78%	43		1		None		P,VP	8			
Exc Award (06/30/2021)																			
43720	BELLVILLE	04/30/1984	Active	22	2	1	1	4.76%	23	9	1		2	N		0		\$20.00	
7339	BRANTLEY COUNTY	09/19/1944	Active(1)	8	0	0	0	0.00%	8		11		19	R	M,VP,SC	16			
7342	CLAXTON	04/04/1952	Active	9	0	0	0	0.00%	9		11		7	R	M,VP,SC	4			
7343	CLINCH COUNTY	11/19/1943	Active	22	0	4	-4	-15.38%	26	9	8			N	M,SC	15			
31789	COBBTOWN	03/11/1976	Active	16	2	0	2	14.29%	14		2			IP	VP	0		\$200.00	
64485	COLLINS	06/28/2001	Active	20	4	0	4	25.00%	17		4		2	R	M,VP	20			
7344	DARIEN	01/13/1951	Active	39	8	7	1	2.63%	46	3	0			N		0		\$2,180.00	
Exc Award (06/30/2018, 06/30/2021)																			
7345	DOUGLAS	02/18/1936	Active	88	2	8	-6	-6.38%	90	16	0			N		1			
Exc Award (06/30/2016, 06/30/2021, 06/30/2020)																			
7542	DUBLIN	09/25/1923	Cancelled(8*)	0	0	6	-6	-100.00%	6	27	9		None		P,S,T,M,VP SC	15	90+ Days		
7543	FLEMING	11/13/1951	Active(2)	1	0	0	0	0.00%	1		9		5	IP		15			
7544	GLASCOCK COUNTY	01/30/1953	Active	8	0	0	0	0.00%	8		9		9	N	P,S,T,M,VP SC	12			
105593	GLENNVILLE	06/01/2009	Active	25	0	1	-1	-3.85%	25	3	5			N		12			
Exc Award (06/30/2022, 06/30/2023)																			
50086	HEPHZIBAH	01/15/1990	Active	17	0	0	0	0.00%	17		6			N		11			
7351	HINESVILLE	02/21/1941	Active	12	1	2	-1	-7.69%	14	3	0			N		1		\$60.00	
Exc Award (06/30/2023)																			



Club Health Assessment for District 18 N through March 2025

			Status	Membership							Reports					Finance		LCIF
Club Number	Club Name	Charter Date		Current Member Count	YTD Members Added	YTD Members Dropped	YTD Net Growth	YTD Net Growth%	Member Count 12 Months Ago	Avg. length of service for dropped members	Months Since Last MMR ***	Yrs. Since Last Officer Report	President Rotation	Vice President Reported ****	Months Since Last Activity Report ***	Account Balance	Donations for current Fiscal Year	
			Number of times on status quo within last two years	If below 15 members appears				If net loss is greater than 20% appears			If no report in 3 months appears in	When more than one year appears in	Number of repeat terms	Notes the officers that do not have appears in an active	If no report at 12 months red			
151271	Islands Marsh and River	06/22/2022	Active	18	1	1	0	0.00%	18	15	2		2	R	4		\$100.00	
7353	JEKYLL ISLAND	07/05/1962	Active	24	3	0	3	14.29%	21		2			R	0			
	Exc Award (06/30/2024)																	
7550	JONES COUNTY L C	01/15/1968	Active	21	0	0	0	0.00%	21		9			N	0			
7355	KINGSLAND	03/10/1953	Active	18	0	1	-1	-5.26%	19	56	7		2	R	M,SC	16		
7356	LANIER COUNTY	05/03/1951	Active	20	1	1	0	0.00%	20	3	3		3	R		3		
7552	LOUISVILLE	10/29/1953	Active	41	3	0	3	7.89%	38		4			N		17		
7358	LYONS	12/17/1946	Active	80	4	4	0	0.00%	81	5	0			N		0	\$668.25	
	Exc Award (06/30/2022, 06/30/2023, 06/30/2024)																	
7359	MC RAE	08/27/1943	Active(1)	8	0	0	0	0.00%	8		9		5	R	M	15		
7360	METTER	12/03/1963	Active	6	0	0	0	0.00%	6		8		5	N	P,M,VP	14		
7556	MIDVILLE	08/24/1944	Active	11	0	0	0	0.00%	11		11		9		M,VP,SC	14		
31210	MILLEDGEVILLE	09/26/1975	Active	14	0	3	-3	-17.65%	17	25	0		2	N	T	0	\$300.00	
7557	MILLEN	04/04/1941	Active	11	1	1	0	0.00%	11	6	2				M,VP,SC	13		
7558	NATIONAL HILLS	04/16/1963	Active	23	1	0	1	4.55%	22		1				M,VP,SC	0		
111017	POOLER	05/03/2011	Active	62	8	2	6	10.71%	64	1	0		2	N		0	\$1,000.00	
	Exc Award (06/30/2020, 06/30/2022, 06/30/2024)																	
7366	PORT WENTWORTH	02/04/1959	Cancelled(6*)	0	0	5	-5	-100.00%	5	31	0		None		P,S,T,M,VP SC	15		
7367	REIDSVILLE	02/01/1944	Active(2)	12	12	0	12	100.00%	12		8		5	N	M,VP,SC	16	90+ Days	
7368	RICHMOND HILL GA LIONS CLUB, INC.	03/19/1963	Active	51	4	8	-4	-7.27%	59	12	0			N		0		
7369	RINCON	02/15/1971	Active	4	0	0	0	0.00%	4		11		9	R	VP	16		
59427	RINCON NOON	04/30/1997	Active(1)	6	0	0	0	0.00%	6		1		4	N		16	90+ Days	
7561	SANDERSVILLE	11/30/1928	Active	12	0	2	-2	-14.29%	14	17	0		3	IP		16		
7371	SAVANNAH	05/11/1922	Active	62	1	2	-1	-1.59%	71	3	2			N	M	0		
	Exc Award (06/30/2023)																	
7372	SAVANNAH PORT CITY	06/18/1953	Active	9	0	0	0	0.00%	16		7		2	R		8		



Club Health Assessment for District 18 N through March 2025

			Status	Membership							Reports				Finance		LCIF
Club Number	Club Name	Charter Date		Current Member Count	YTD Members Added	YTD Members Dropped	YTD Net Growth	YTD Net Growth%	Member Count 12 Months Ago	Avg. length of service for dropped members	Months Since Last MMR ***	Yrs. Since Last Officer Report	President Rotation	Vice President Reported ****	Months Since Last Activity Report ***	Account Balance	Donations for current Fiscal Year
			Number of times on status quo within last two years	If below 15 members appears				If net loss is greater than 20% appears			If no report in 3 months appears in	When more than one year appears in	Number of repeat terms	Notes the officers that do not have an active	If no report at 12 months appears in red		
7563	SPARTA	10/18/1928	Active	10	0	0	0	0.00%	10		11		8	R P	1		
66398	STATESBORO	06/28/2002	Cancelled(6*)	0	0	9	-9	-100.00%	10	10	3		None	P,S,T,M,VP SC	9		
7565	SYLVANIA	10/01/1946	Active	32	3	0	3	10.34%	29		2			IP	7		
Exc Award (06/30/2017)																	
7568	TWIN CITY	01/23/1964	Active	18	1	0	1	5.88%	16		8		3	R	15		
7376	VIDALIA	01/10/1947	Active	13	0	0	0	0.00%	13		7			N S,T,SC	20		
7378	WAYCROSS OKEFENOKEE	07/06/1959	Active	15	0	9	-9	-37.50%	24	18	7		4	R T,M	8		
7354	WAYNE COUNTY	09/22/1955	Active	13	1	0	1	8.33%	12		5		4	R	3		\$950.00
7379	WOODBINE	03/09/1953	Active(1)	27	0	0	0	0.00%	28		9			N	0		
Exc Award (06/30/2018)																	

Clubs Cancelled Previous Fiscal Year – Clubs Cancelled within last 12 months may be reinstated

Club Number	Club Name	Charter Date	Current Status*	Cancellation Date
47776	EAST DUBLIN	10/19/1987	Cancelled(8*)	12/29/2023
105674	HAZLEHURST JEFF DAVIS	06/03/2009	Cancelled(6*)	09/29/2023
30769	PEMBROKE	05/06/1975	Cancelled(8*)	09/29/2023

Current Total Clubs Count	YTD New Clubs Count	YTD Cancelled Clubs Count	YTD Net Club Gain	Current Total Members Count	YTD Add	YTD Drop	YTD Net Growth	YTD Net Growth %	Member Count 12 Months Ago	Average Member Count Per Club	% of Clubs with less than 20 members	% No MMR in 3 Months	% No Officer Report in 12 Months	% of Clubs with balance 90+ days	Number of Clubs in Status Quo	% Status Quo Clubs in Financial Suspension	Number of Cancelled Clubs	Average Cancelled Club Age	Members Lost Due to Cancellation	% of Clubs Cancelled for Non-Financial Reasons
46	1	3	-2	1,062	95	78	17	1.63%	1,104	23	57%	57%	0%	4%	0	0%	3	96	20	0%

* - P - Priority Club. Cancellation Reasons: 1-Objectives/conduct, 2-Non-active club, 5-Non-existing club, 6-Disbanding, 7-Merger, 8-Financial Suspension, 9-District/Multiple District Dues.

** - Abbreviation: P-President, S-Secretary, T-Treasurer, M-Member Chairperson, VP-First Vice President, MC-Communications Chairperson, SC-Service Chairperson

*** - Abbreviation: N/R - Never reported using the Lions Clubs website, N/A - Not applicable, No password registered for the Lions Clubs website.

**** - Abbreviation: N - New, IP - Immediate Past, R - Repeat.



Club Health Assessment for District 19 I through March 2025

			Membership								Reports					Finance		LCIF		
Club Number	Club Name	Charter Date		Current Member Count	YTD Members Added	YTD Members Dropped	YTD Net Growth	YTD Net Growth%	Member Count 12 Months Ago	Avg. length of service for dropped members	Months Since Last MMR ***	Yrs. Since Last Officer Report	President Rotation	Vice President Reported ****	Months Since Last Activity Report ***	Account Balance	Donations for current Fiscal Year			
			Number of times on status quo within last two years	If below 15 members appears				If net loss is greater than 20% appears			If no report in 3 months appears in	When more than one year appears in	Number of repeat terms	Notes the officers that do not have an active	If no report at 12 months appears in red					
Clubs more than two years old																				
7717	EPHRATA	05/08/1940	Active	15	0	2	-2	-11.76%	17	1	2			N	P,M,VP,SC	5	\$200.00			
7716	LAKE CHELAN	08/01/1935	Active	37	1	0	1	2.78%	44		4		2		M,VP,SC	1	\$750.00			
Exc Award (06/30/2018, 06/30/2023)																				
7718	LEAVENWORTH	09/27/1951	Active	30	4	5	-1	-3.23%	30	24	2			N	SC	0	\$5,825.00			
35342	MANSFIELD	04/07/1978	Active	21	1	1	0	0.00%	21	47	2				T,M,VP,SC	24+				
62494	MATTAWA-DESERT AIRE L C	11/17/1999	Active	16	2	0	2	14.29%	10		8		3	R	M,SC	6				
7719	MOSES LAKE	10/13/1941	Active	28	1	0	1	3.70%	27		3		2	N	M,SC	24+	\$175.00			
145097	Moses Lake Lioness	04/06/2021	Active	21	3	1	2	10.53%	20	1	2			N	M,SC	1	90+ Days \$130.00			
29358	NORTH PEND OREILLE VALLEY L C	05/23/1974	Active	30	3	4	-1	-3.23%	31	10	2			N	SC	12				
Exc Award (06/30/2023)																				
7782	NORTHPORT	01/31/1957	Active	41	0	1	-1	-2.38%	42	25	7		7	R		0				
57622	QUINCY VALLEY	12/18/1995	Active	19	0	0	0	0.00%	21		9		2	N		2	\$510.00			
118632	TONASKET OKANOGAN VALLEY	01/30/2013	Active	9	0	6	-6	-40.00%	15	6	4		2		M,VP,SC	24+	90+ Days			
7726	WATERVILLE	10/13/1941	Active	30	2	1	1	3.45%	30	3	8		2	R	M,VP,SC	6	\$200.00			
7727	WENATCHEE CENTRAL	03/04/1930	Active	72	6	4	2	2.86%	71	6	0			N	SC	0	\$4,405.00			
Exc Award (06/30/2023)																				
47481	WENATCHEE VALLEY	06/18/1987	Active	23	1	1	0	0.00%	23	8	3			IP	M,SC	2	\$460.00			
Current Total Clubs Count	YTD New Clubs Count	YTD Cancelled Clubs Count	YTD Net Club Gain	Current Total Members Count	YTD Add	YTD Drop	YTD Net Growth	YTD Net Growth %	Member Count 12 Months Ago	Average Member Count Per Club	% of Clubs with less than 20 members	% No MMR in 3 Months	% No Officer Report in 12 Months	% of Clubs with balance 90+ days	Number of Clubs in Status Quo	% Status Quo Clubs in Financial Suspension	Number of Cancelled Clubs	Average Cancelled Club Age	Members Lost Due to Cancellation	% of Clubs Cancelled for Non-Financial Reasons
14	0	0	0	392	24	26	-2	-0.51%	402	28	29%	57%	0%	14%	0	0%	0	0	0	0%

* - P - Priority Club. Cancellation Reasons: 1-Objectives/conduct, 2-Non-active club, 5-Non-existing club, 6-Disbanding, 7-Merger, 8-Financial Suspension, 9-District/Multiple District Dues.


** - Abbreviation: P-President, S-Secretary, T-Treasurer, M-Member Chairperson, VP-First Vice President, MC-Communications Chairperson, SC-Service Chairperson

*** - Abbreviation: N/R - Never reported using the Lions Clubs website, N/A - Not applicable, No password registered for the Lions Clubs website.

**** - Abbreviation: N - New, IP - Immediate Past, R - Repeat.



Club Health Assessment for District 19 L through March 2025

			Status								Membership						Reports					Finance		LCIF																																																																																																																																																																																																																																																																																																																																																																																																																																																																																																																																																																																																																																																																																																																																																																																																																																																																																																																																																																																																																																																																																																																																																																																																																																																																																																																																																																																														
Club Number	Club Name	Charter Date																																																																																																																																																																																																																																																																																																																																																																																																																																																																																																																																																																																																																																																																																																																																																																																																																																																																																																																																																																																																																																																																																																																																																																																																																																																																																																																																																																																																																				

* - P - Priority Club. Cancellation Reasons: 1-Objectives/conduct, 2-Non-active club, 5-Non-existing club, 6-Disbanding, 7-Merger, 8-Financial Suspension, 9-District/Multiple District Dues.

** - Abbreviation: P-President, S-Secretary, T-Treasurer, M-Member Chairperson, VP-First Vice President, MC-Communications Chairperson, SC-Service Chairperson

*** - Abbreviation: N/R - Never reported using the Lions Clubs website, N/A - Not applicable, No password registered for the Lions Clubs website.

**** - Abbreviation: N - New, IP - Immediate Past, R - Repeat.




Club Health Assessment for District 19 N through March 2025

Club Number	Club Name	Charter Date	Status	Membership							Reports					Finance	LCIF
				Current Member Count	YTD Members Added	YTD Members Dropped	YTD Net Growth	YTD Net Growth%	Member Count 12 Months Ago	Avg. length of service for dropped members	Months Since Last MMR ***	Yrs. Since Last Officer Report	President Rotation	Vice President Reported ****	Months Since Last Activity Report ***	Account Balance	Donations for current Fiscal Year
			Number of times on status quo within last two years	If below 15 members appears				If net loss is greater than 20% appears			If no report in 3 months appears in	When more than one year appears in	Number of repeat terms	Notes the officers that do not have an active	If no report at 12 months red		
Clubs more than two years old																	
7879	ABERDEEN	05/21/1940	Active	71	10	8	2	2.90%	70	7	2			N	SC	2	\$650.00
	Exc Award (06/30/2022, 06/30/2023)																
28095	ADNA	03/06/1974	Active	10	0	3	-3	-23.08%	13	30	5		12		T,M,VP,SC	5	
7674	AUBURN NOON	03/22/1945	Active	39	10	16	-6	-13.33%	44	7	2			N	SC	0	
7881	BATTLEGROUND	06/30/1971	Active	21	0	1	-1	-4.55%	21	2	4			R	M,SC	2	\$1,000.00
7883	BOISTFORT	08/19/1957	Active	20	3	2	1	5.26%	19	3	1				T,M,VP,SC	3	
	Exc Award (06/30/2018)																
84331	BONNEY LAKE	10/25/2004	Active	13	1	8	-7	-35.00%	21	11	1		2	R	VP,SC	0	90+ Days
7676	BREMERTON CENTRAL	03/18/1925	Active	44	2	6	-4	-8.33%	51	18	0			N	M,SC	1	\$2,700.00
	Exc Award (06/30/2017, 06/30/2023)																
7884	CAMAS	12/15/1938	Active	38	11	14	-3	-7.32%	40	20	0		2	R	SC	0	\$2,761.00
	Exc Award (06/30/2018, 06/30/2022, 06/30/20)																
7885	CASTLE ROCK	05/27/1947	Active	15	0	9	-9	-37.50%	25	8	4		None		P,T,M,VP,SC	2	
7886	CENTRAL PARK	05/01/1958	Active	24	2	4	-2	-7.69%	26	2	0		3	R	M,VP,SC	4	\$100.00
7678	CENTRALIA	02/18/1948	Active	11	1	0	1	10.00%	10		7		6		P,T,VP,SC	1	
35343	CLEARWATER-KALALOEHL C	04/26/1978	Active	7	0	0	0	0.00%	7		11		9	R	P,M,VP,SC	24	
7890	COSMOPOLIS	03/04/1947	Active	56	6	9	-3	-5.08%	59	10	0			R	T,SC	0	\$1,000.00
	Exc Award (06/30/2018)																
107403	DUPONT	02/02/2010	Active	0	2	25	-23	-100.00%	30	11	0		None		P,S,T,M,VP SC	8	
7679	EATONVILLE	09/22/1938	Active	40	1	8	-7	-14.89%	47	14	2			IP	M	0	\$50.00
	Exc Award (06/30/2017)																
7680	ENUMCLAW	10/19/1948	Active	43	12	2	10	30.30%	34	7	1			N	M,SC	2	\$1,200.00
	Exc Award (06/30/2016, 06/30/2017, 06/30/20)																
7681	FEDERAL WAY	03/23/1954	Active	34	5	3	2	6.25%	32	4	1		2	R		0	\$770.00
	Exc Award (06/30/2016, 06/30/2017, 06/30/20)																
7682	FIFE	08/28/1951	Active	13	0	0	0	0.00%	13		11		2	R	M,SC	7	



Club Health Assessment for District 19 N through March 2025

			Status	Membership							Reports					Finance		LCIF
Club Number	Club Name	Charter Date		Current Member Count	YTD Members Added	YTD Members Dropped	YTD Net Growth	YTD Net Growth%	Member Count 12 Months Ago	Avg. length of service for dropped members	Months Since Last MMR ***	Yrs. Since Last Officer Report	President Rotation	Vice President Reported ****	Months Since Last Activity Report ***	Account Balance	Donations for current Fiscal Year	
			Number of times on status quo within last two years	If below 15 members appears					If net loss is greater than 20% appears			If no report in 3 months appears in	When more than one year appears in	Number of repeat terms	Notes the officers that do not have an active	If no report at 12 months appears in red		
Exc Award (06/30/2016, 06/30/2018)																		
7683	GIG HARBOR	09/03/1931	Active	22	6	0	6	37.50%	20		0		2	R		0		
Exc Award (06/30/2017)																		
7701	GREATER PUYALLUP	04/06/1954	Active	23	1	3	-2	-8.00%	25	24	1			N	M	6	\$775.00	
7888	HAZEL DELL	03/20/1963	Active	22	0	0	0	0.00%	22		11		2	N	M,VP,SC	0	90+ Days	\$1,000.00
7685	HOOD CANAL	10/22/1964	Active(1)	18	3	3	0	0.00%	20	16	1		2	N	M,SC	1		\$2,000.00
Exc Award (06/30/2017, 06/30/2018)																		
7894	HOQUIAM	12/03/1941	Active	34	0	1	-1	-2.86%	36	67	2			R	P,M,SC	4	90+ Days	
7895	KALAMA	01/26/1940	Active	38	5	3	2	5.56%	38	9	0			N	M,SC	4		
Exc Award (06/30/2018)																		
7896	KELSO	02/02/1953	Active	28	2	2	0	0.00%	27	4	0		2	N	P,M,SC	2		\$750.00
7686	KENT	09/15/1938	Active	21	0	6	-6	-22.22%	29	10	6		None		P,T,M,VP,SC	2		\$200.00
42759	KEY PENINSULA	06/24/1983	Active	14	2	0	2	16.67%	12		3				M,VP,SC	2		\$100.00
43611	LA CENTER	03/02/1984	Active	42	1	0	1	2.44%	40		1		2	R	M,SC	1		\$180.00
Exc Award (06/30/2018, 06/30/2020, 06/30/20)																		
39522	LACEY LAMPLIGHTERS	03/09/1981	Active	32	2	1	1	3.23%	30	2	0				M,VP,SC	10		
Exc Award (06/30/2016, 06/30/2017, 06/30/20)																		
31331	LACEY SUNRISE	11/11/1975	Active	78	31	17	14	21.88%	65	15	0			N	SC	0		\$1,000.00
Exc Award (06/30/2017, 06/30/2018)																		
7689	LAKEWOOD FIRST	03/17/1954	Active	33	5	4	1	3.13%	31	2	3			N	SC	4		\$350.00
Exc Award (06/30/2017, 06/30/2018, 06/30/20)																		
40104	LAKEWOOD KNIGHT	06/18/1981	Active	9	1	0	1	12.50%	8		5			N	S,M,SC	4		
36309	LONGVIEW KELSO EARLY BIRD	12/14/1978	Active	42	5	8	-3	-6.67%	45	18	0			N		0		\$1,000.00
7900	LONGVIEW PIONEER	11/20/1923	Active	145	5	9	-4	-2.68%	151	19	0			N	SC	0		\$10,955.00
Exc Award (06/30/2018, 06/30/2019, 06/30/20)																		
36310	LYLE	12/04/1978	Active	14	1	1	0	0.00%	14	1	3		12	R	P,M,VP,SC	6		
7692	MINERAL LAKE	03/20/1952	Active	32	1	2	-1	-3.03%	33	6	0			IP	M,SC	3		
Exc Award (07/30/2017)																		



Club Health Assessment for District 19 N through March 2025

			Status	Membership							Reports					Finance	LCIF
Club Number	Club Name	Charter Date		Current Member Count	YTD Members Added	YTD Members Dropped	YTD Net Growth	YTD Net Growth%	Member Count 12 Months Ago	Avg. length of service for dropped members	Months Since Last MMR ***	Yrs. Since Last Officer Report	President Rotation	Vice President Reported ****	Months Since Last Activity Report ***	Account Balance	Donations for current Fiscal Year
			Number of times on status quo within last two years	If below 15 members appears					If net loss is greater than 20% appears		If no report in 3 months appears in	When more than one year appears in	Number of repeat terms	Notes the officers that do not have an active	If no report at 12 months red		
47512	MORTON	06/23/1987	Active	6	0	0	0	0.00%	6		15	1	None	P,S,T,M,VP SC	24+	90+ Days	
7694	MT RAINIER	03/21/1952	Active(1)	6	0	0	0	0.00%	6		11		None	P,S,M,VP,SC	5	90+ Days	
124975	Napavine-Newaukum	06/10/2015	Active	19	0	2	-2	-9.52%	18	1	1		5	R	S,M,SC	12	90+ Days
7906	NORTH CLARK L C	12/06/1954	Active	18	0	0	0	0.00%	18		9		3	R	S,M,SC	3	90+ Days
41316	NORTH MASON	05/27/1982	Active	12	0	0	0	0.00%	12		10		3	R	M,SC	13	\$250.00
7907	OCEAN SHORES	06/07/1966	Active	30	13	5	8	36.36%	21	10	0			N	SC	15	
Exc Award (06/30/2023)																	
7695	OLYMPIA HOST	09/11/1935	Active	72	8	5	3	4.35%	76	3	2			N		1	\$7,705.00
Exc Award (06/30/2017, 06/30/2020, 06/30/20)																	
42532	OLYMPIA WEST	04/29/1983	Active	20	3	2	1	5.26%	19	5	1		None	P,VP	0	\$1,800.00	
Exc Award (06/30/2017, 06/30/2020)																	
7697	ORTING	10/09/1931	Active	29	0	2	-2	-6.45%	31	3	0		2	R	M,SC	4	
7899	PENINSULA	10/05/1955	Active	56	10	6	4	7.69%	53	9	0		2	R	SC	1	\$5,220.00
Exc Award (06/30/2021, 06/30/2022, 06/30/20)																	
149058	Pierce County Virtual	12/06/2021	Active	11	3	3	0	0.00%	14	3	3		2	R	M	0	
7699	PORT ORCHARD	10/11/1967	Active	17	2	4	-2	-10.53%	19	24	3		3		VP,SC	2	\$1,100.00
Exc Award (06/30/2017, 06/30/2020, 06/30/20)																	
7700	POULSBO	08/04/1942	Active	73	2	4	-2	-2.67%	73	24	0			N		0	\$3,450.00
Exc Award (06/30/2017, 06/30/2023, 06/30/20)																	
43609	PUYALLUP SOUTH HILL	03/26/1984	Active	15	3	0	3	25.00%	11		6		3	R	M,SC	1	\$250.00
Exc Award (06/30/2017)																	
7910	RIDGEFIELD	10/11/1948	Active	114	9	15	-6	-5.00%	120	5	1		2	N		1	\$3,000.00
Exc Award (06/30/2018)																	
7702	ROCHESTER	03/30/1966	Active	9	0	1	-1	-10.00%	10	37	1		17	R	M,VP,SC	2	
100754	ROY COMMUNITY	12/17/2007	Cancelled(6*)	0	0	11	-11	-100.00%	15	16	6	1	None	P,S,T,M,VP SC	12	90+ Days	
40606	SALMON CREEK	12/11/1981	Active	36	5	1	4	12.50%	31	1	1			N	SC	0	\$2,300.00
Exc Award (06/30/2018, 06/30/2021, 06/30/20)																	
133165	Shelton Centennial	12/06/2017	Active	19	4	2	2	11.76%	17	8	5			R		1	\$114.00




Club Health Assessment for District 19 N through March 2025

			Status	Membership							Reports					Finance		LCIF
Club Number	Club Name	Charter Date		Current Member Count	YTD Members Added	YTD Members Dropped	YTD Net Growth	YTD Net Growth%	Member Count 12 Months Ago	Avg. length of service for dropped members	Months Since Last MMR ***	Yrs. Since Last Officer Report	President Rotation	Vice President Reported ****	Months Since Last Activity Report ***	Account Balance	Donations for current Fiscal Year	
			Number of times on status quo within last two years	If below 15 members appears				If net loss is greater than 20% appears			If no report in 3 months appears in	When more than one year appears in	Number of repeat terms	Notes the officers that do not have an active	If no report at 12 months appears in red			
7704	SILVERDALE DANDY	04/24/1972	Active	8	1	0	1	14.29%	7		0		9	R	M,SC	0	\$50.00	
Exc Award (06/30/2017)																		
58456	SILVERDALE SUNRISE	06/26/1996	Active	9	0	0	0	0.00%	9		8		4	N	M,SC	0	\$1,825.00	
7911	SKAMANIA COUNTY L C	03/15/1940	Active	8	2	1	1	14.29%	8	5	0		2	N	VP,SC	3		
7705	SPANAWAY	04/10/1967	Active	22	6	1	5	29.41%	18	23	0			N	VP	0	\$245.00	
Exc Award (06/30/2017)																		
57091	SPANAWAY PARKLAND	06/20/1995	Active	15	0	4	-4	-21.05%	19	5	2		2	N	M	1		
Exc Award (06/30/2017, 06/30/2018, 06/30/20																		
84527	SUMNER	12/14/2004	Active	8	0	0	0	0.00%	8		11			IP	P,SC	1	\$20.00	
Exc Award (06/30/2017)																		
131012	Tacoma Centennial Lions Club	05/25/2017	Active	9	0	2	-2	-18.18%	11	6	2			N	M,SC	2	\$420.00	
Exc Award (06/30/2021, 06/30/2023)																		
7706	TACOMA DOWNTOWN	11/10/1921	Active	23	0	0	0	0.00%	24		9			N	M,SC	2	\$100.00	
Exc Award (06/30/2017, 06/30/2020)																		
153647	Tacoma King Pierce Hana	03/09/2023	Active	14	2	8	-6	-30.00%	20	2	6		3	R	S,T,M,VP,SC	N/R		
7708	TACOMA SOUTHEAST	10/27/1954	Active	12	2	5	-3	-20.00%	15	22	1			N		0	\$1,250.00	
Exc Award (06/30/2018)																		
7711	TENINO	11/18/1938	Active	44	3	6	-3	-6.38%	47	11	0			N	M,SC	0		
Exc Award (06/30/2017)																		
7913	TOLEDO	06/16/1947	Active	58	5	15	-10	-14.71%	66	7	1		2	N	M,VP,SC	5		
7712	TUMWATER	02/07/1962	Active	16	0	2	-2	-11.11%	17	3	4			N	SC	0	\$150.00	
29259	VADER	05/17/1974	Active	11	0	0	0	0.00%	11		5		2		M,VP,SC	5		
7915	VANCOUVER	09/12/1928	Active	31	0	1	-1	-3.13%	32	13	0		2	R	M,SC	0		
31014	VANCOUVER DAWN	06/30/1975	Active	13	0	0	0	0.00%	13		1		5	R	M,VP	4	\$270.00	
Exc Award (06/30/2022)																		
7892	VANCOUVER FORT VANCOUVER	04/15/1955	Active	43	3	1	2	4.88%	50	4	1			N	SC	1	\$5,180.00	
7916	WAHIAKUM L C	04/04/1966	Active	12	0	2	-2	-14.29%	14	5	2			N	M,SC	0	\$438.01	
Exc Award (06/30/2018)																		



Club Health Assessment for District 19 N through March 2025

			Status	Membership							Reports					Finance	LCIF
Club Number	Club Name	Charter Date		Current Member Count	YTD Members Added	YTD Members Dropped	YTD Net Growth	YTD Net Growth%	Member Count 12 Months Ago	Avg. length of service for dropped members	Months Since Last MMR ***	Yrs. Since Last Officer Report	President Rotation	Vice President Reported ****	Months Since Last Activity Report ***	Account Balance	Donations for current Fiscal Year
			Number of times on status quo within last two years	If below 15 members appears				If net loss is greater than 20% appears			If no report in 3 months appears in	When more than one year appears in	Number of repeat terms	Notes the officers that do not have an active	If no report at 12 months appears in red		
7917	WASHOUGAL	03/06/1940	Active	3	0	0	0	0.00%	11		7		8	N	M,SC	11	\$500.00
39138	WHITE SALMON	12/31/1980	Active	19	1	1	0	0.00%	19	1	2				S,M,VP,SC	3	
7920	WINLOCK	03/13/1947	Active	12	1	1	0	0.00%	12	9	0		3	N	M,SC	11	
7713	YELM	11/10/1938	Active	41	2	4	-2	-4.65%	42	9	5				M,VP,SC	9	

Clubs Cancelled Previous Fiscal Year – Clubs Cancelled within last 12 months may be reinstated

Club Number	Club Name	Charter Date	Current Status*	Cancellation Date
30772	ORCHARDS EVERGREEN	05/22/1975	Cancelled(8*)	12/29/2023
7919	WILLAPA HARBOR	03/24/1947	Cancelled(6*)	06/29/2024

Current Total Clubs Count	YTD New Clubs Count	YTD Cancelled Clubs Count	YTD Net Club Gain	Current Total Members Count	YTD Add	YTD Drop	YTD Net Growth	YTD Net Growth %	Member Count 12 Months Ago	Average Member Count Per Club	% of Clubs with less than 20 members	% No MMR in 3 Months	% No Officer Report in 12 Months	% of Clubs with balance 90+ days	Number of Clubs in Status Quo	% Status Quo Clubs in Financial Suspension	Number of Cancelled Clubs	Average Cancelled Club Age	Members Lost Due to Cancellation	% of Clubs Cancelled for Non-Financial Reasons
76	0	1	-1	2,139	227	295	-68	-3.08%	2,251	28	47%	37%	1%	9%	0	0%	1	143	11	0%

* - P - Priority Club. Cancellation Reasons: 1-Objectives/conduct, 2-Non-active club, 5-Non-existing club, 6-Disbanding, 7-Merger, 8-Financial Suspension, 9-District/Multiple District Dues.

** - Abbreviation: P-President, S-Secretary, T-Treasurer, M-Member Chairperson, VP-First Vice President, MC-Communications Chairperson, SC-Service Chairperson

*** - Abbreviation: N/R - Never reported using the Lions Clubs website, N/A - Not applicable, No password registered for the Lions Clubs website.

**** - Abbreviation: N - New, IP - Immediate Past, R - Repeat.



Club Health Assessment for District 19 O through March 2025

			Status	Membership							Reports					Finance		LCIF
Club Number	Club Name	Charter Date		Current Member Count	YTD Members Added	YTD Members Dropped	YTD Net Growth	YTD Net Growth%	Member Count 12 Months Ago	Avg. length of service for dropped members	Months Since Last MMR ***	Yrs. Since Last Officer Report	President Rotation	Vice President Reported ****	Months Since Last Activity Report ***	Account Balance	Donations for current Fiscal Year	
			Number of times on status quo within last two years	If below 15 members appears					If net loss is greater than 20% appears			If no report in 3 months appears in	When more than one year appears in	Number of repeat terms	Notes the officers that do not have an active	If no report at 12 months appears in red		
Clubs more than two years old																		
7922	ANACORTES	12/17/1936	Active	9	0	3	-3	-25.00%	12	14	4		3	M,VP,SC	1		\$2,530.00	
Exc Award (06/30/2018, 06/30/2022)																		
7622	ARLINGTON	06/07/1928	Active	11	0	1	-1	-8.33%	11	1	0		2	R T,M,SC	24+		\$170.00	
7923	BELLINGHAM CENTRAL	10/13/1922	Active	83	10	3	7	9.21%	87	15	0			VP,SC	21		\$2,850.00	
Exc Award (06/30/2022)																		
7924	BELLINGHAM FAIRHAVEN	11/23/1954	Active	0	3	17	-14	-100.00%	14	11	0		None	P,S,T,M,VP SC	7		\$1,040.00	
7625	BURIEN	01/22/1957	Active	6	0	0	0	0.00%	8		8		4	R VP,SC	8		\$10.00	
Exc Award (06/30/2017, 06/30/2021)																		
33306	BURLINGTON	02/11/1977	Active	43	3	0	3	7.50%	45		2			N	0		\$3,640.00	
Exc Award (06/30/2023, 06/30/2024)																		
7927	CONCRETE	08/29/1939	Active	36	1	3	-2	-5.26%	39	15	2		3	R T,VP,SC	3		\$200.00	
7928	COUPEVILLE	12/08/1937	Active	127	11	10	1	0.79%	125	12	1			N	0		\$1,660.00	
Exc Award (06/30/2023)																		
48649	COUPEVILLE CENTRAL WHIDBEY	06/13/1988	Active	25	1	0	1	4.17%	22		4			R M,SC	24+			
7626	DES MOINES	03/13/1963	Active	12	0	0	0	0.00%	12		11		2	R	0		\$800.00	
Exc Award (06/30/2023)																		
7629	EDMONDS	11/11/1946	Active	26	0	6	-6	-18.75%	33	8	6		2	N M,SC	0		\$760.00	
7630	EVERETT CENTRAL	05/20/1920	Active	20	0	10	-10	-33.33%	30	14	3		2	N SC	24+		\$230.00	
7929	EVERSON	04/22/1930	Active	44	3	4	-1	-2.22%	45	8	1			M,VP,SC	0		\$750.00	
7633	FAIRWOOD	03/05/1969	Active	16	0	0	0	0.00%	19		8		None	P,M,VP,SC	13		\$2,500.00	
7930	FERNDAL HARBORVIEW	07/11/1941	Active	20	2	1	1	5.26%	21	34	5			N	6		\$450.00	
7628	GREATER BELLEVUE	03/06/1962	Active(1)	4	4	0	4	100.00%	5		6		5	M,VP,SC	24+			
7637	KENNYDALE LIONS	01/03/1947	Active	6	0	0	0	0.00%	6		12			N S,T,M	15		\$510.00	
7639	LAKE STEVENS	09/29/1949	Active	40	3	4	-1	-2.44%	41	10	0			R SC	0		\$1,045.00	
Exc Award (06/30/2017, 06/30/2022, 06/30/2024)																		
32204	LYNDEN	05/18/1976	Active	59	19	4	15	34.09%	45	23	0			N M,SC	0		\$1,500.00	



Club Health Assessment for District 19 O through March 2025

			Status	Membership							Reports					Finance	LCIF	
Club Number	Club Name	Charter Date		Current Member Count	YTD Members Added	YTD Members Dropped	YTD Net Growth	YTD Net Growth%	Member Count 12 Months Ago	Avg. length of service for dropped members	Months Since Last MMR ***	Yrs. Since Last Officer Report	President Rotation	Vice President Reported ****	Months Since Last Activity Report ***	Account Balance	Donations for current Fiscal Year	
			Number of times on status quo within last two years	If below 15 members appears					If net loss is greater than 20% appears			If no report in 3 months appears in	When more than one year appears in	Number of repeat terms	Notes the officers that do not have an active	If no report at 12 months red		
7643	MERCER ISLAND	03/07/1955	Cancelled(8*)	0	0	10	-10	-100.00%	10	26	5	2	None	P,S,T,M,VP SC	24+	90+ Days		
53351	MILL CREEK/WOODINVILLE	06/22/1992	Active	12	0	3	-3	-20.00%	20	9	0		5	N	15			
7931	MOUNT VERNON	02/19/1929	Active	37	4	2	2	5.71%	35	29	0			N	0		\$320.00	
Exc Award (06/30/2017, 06/30/2018)																		
45571	NORTH WHIDBEY	12/10/1985	Active	16	0	3	-3	-15.79%	19	27	2			N	22		\$1,000.00	
7932	OAK HARBOR	03/07/1951	Active	48	19	3	16	50.00%	25	6	0			N	0		\$2,365.00	
Exc Award (06/30/2024)																		
7933	ORCAS ISLAND L C	05/15/1972	Active	43	4	4	0	0.00%	43	7	0		5	R	3		\$2,000.00	
7648	REDMOND	10/13/1947	Active	9	0	2	-2	-18.18%	13	57	2		6	N	2			
7649	RENTON	08/11/1938	Active	48	2	7	-5	-9.43%	48	18	2				3		\$1,710.00	
Exc Award (06/30/2020, 06/30/2024)																		
7934	SAN JUAN	10/23/1962	Active	34	0	7	-7	-17.07%	41	15	0		2	R	10	90+ Days		
60298	SEATTLE BITUIN	01/22/1998	Active	32	5	4	1	3.23%	30	2	0			N	2		\$140.00	
7654	SEATTLE FIRST HILL	06/10/1954	Active	32	1	2	-1	-3.03%	33	42	2		5	R	24+			
102232	SEATTLE MABUHAY	05/21/2008	Active(2)	8	0	0	0	0.00%	8		8		3	N	24+			
Exc Award (06/30/2021)																		
7660	SEATTLE RAINIER	06/25/1937	Active	25	1	4	-3	-10.71%	27	19	3			N	3			
Exc Award (06/30/2021, 06/30/2023)																		
7663	SEATTLE UNIVERSITY BALLARD	04/02/1924	Active	42	0	1	-1	-2.33%	43	26	1			N	7		\$519.38	
7666	SEATTLE WEST SEATTLE	04/11/1929	Active(1)	14	14	0	14	100.00%	16		5		4	R	24+		\$340.00	
7935	SEDRO WOOLLEY	03/19/1937	Active	22	5	2	3	15.79%	23	7	0				0		\$200.00	
7669	SNOHOMISH	03/11/1929	Active	44	2	2	0	0.00%	45	3	1		3	N	0		\$1,747.00	
Exc Award (06/30/2024)																		
7647	SNOQUALMIE VALLEY	03/12/1962	Active	5	0	0	0	0.00%	5		12		18		24+		\$10,000.00	
7670	SOUTH EVERETT	09/17/1952	Active	13	0	0	0	0.00%	13		13		2		22			
7936	SOUTH WHIDBEY	03/03/1948	Active	9	0	0	0	0.00%	11		2		4	R	24+	90+ Days		



Club Health Assessment for District 19 O through March 2025

Club Number	Club Name	Charter Date	Status	Membership							Reports					Finance	LCIF
				Current Member Count	YTD Members Added	YTD Members Dropped	YTD Net Growth	YTD Net Growth%	Member Count 12 Months Ago	Avg. length of service for dropped members	Months Since Last MMR ***	Yrs. Since Last Officer Report	President Rotation	Vice President Reported ****	Months Since Last Activity Report ***	Account Balance	Donations for current Fiscal Year
			Number of times on status quo within last two years	If below 15 members appears				If net loss is greater than 20% appears			If no report in 3 months appears	When more than one year appears in	Number of repeat terms	Notes the officers that do not have an active	If no report at 12 months appears in red		
7627	STANWOOD	09/15/1941	Active	29	1	7	-6	-17.14%	33	12	2			M,VP,SC	2		\$500.00
135149	Whidbey Island	06/20/2018	Active	18	0	0	0	0.00%	17		0		6	M,VP,SC	0		\$100.00

Clubs Cancelled Previous Fiscal Year – Clubs Cancelled within last 12 months may be reinstated

Club Number	Club Name	Charter Date	Current Status*	Cancellation Date
51062	BELLINGHAM HARBOR VIEW	11/14/1990	Cancelled(6*)	12/29/2023
30231	LOPEZ ISLAND	02/13/1975	Cancelled(6*)	06/29/2024
111030	NORTH BEND MOUNT SI	05/06/2011	Cancelled(8*)	06/29/2024

Current Total Clubs Count	YTD New Clubs Count	YTD Cancelled Clubs Count	YTD Net Club Gain	Current Total Members Count	YTD Add	YTD Drop	YTD Net Growth	YTD Net Growth %	Member Count 12 Months Ago	Average Member Count Per Club	% of Clubs with less than 20 members	% No MMR in 3 Months	% No Officer Report in 12 Months	% of Clubs with balance 90+ days	Number of Clubs in Status Quo	% Status Quo Clubs in Financial Suspension	Number of Cancelled Clubs	Average Cancelled Club Age	Members Lost Due to Cancellation	% of Clubs Cancelled for Non-Financial Reasons
40	0	1	-1	1,127	118	129	-11	-0.97%	1,178	28	43%	38%	0%	5%	0	0%	1	165	10	-100%

* - P - Priority Club. Cancellation Reasons: 1-Objectives/conduct, 2-Non-active club, 5-Non-existing club, 6-Disbanding, 7-Merger, 8-Financial Suspension, 9-District/Multiple District Dues.

** - Abbreviation: P-President, S-Secretary, T-Treasurer, M-Member Chairperson, VP-First Vice President, MC-Communications Chairperson, SC-Service Chairperson

*** - Abbreviation: N/R - Never reported using the Lions Clubs website, N/A - Not applicable, No password registered for the Lions Clubs website.

**** - Abbreviation: N - New, IP - Immediate Past, R - Repeat.



Club Health Assessment for District 19 S through March 2025

			Status	Membership							Reports					Finance		LCIF
Club Number	Club Name	Charter Date		Current Member Count	YTD Members Added	YTD Members Dropped	YTD Net Growth	YTD Net Growth%	Member Count 12 Months Ago	Avg. length of service for dropped members	Months Since Last MMR ***	Yrs. Since Last Officer Report	President Rotation	Vice President Reported ****	Months Since Last Activity Report ***	Account Balance	Donations for current Fiscal Year	
			Number of times on status quo within last two years	If below 15 members appears				If net loss is greater than 20% appears			If no report in 3 months appears in	When more than one year appears in	Number of repeat terms	Notes the officers that do not have an active	If no report at 12 months appears in red			
Clubs more than two years old																		
7769	ALMIRA	12/09/1952	Active	11	0	2	-2	-15.38%	13	24	1		2	R	M,SC	24+	\$100.00	
7837	ASOTIN	05/10/1946	Active	46	2	4	-2	-4.17%	48	12	2		2	R	S,T,M,VP,SC	24+	\$100.00	
7838	BENTON CITY	03/25/1971	Active	12	0	6	-6	-33.33%	18	25	0		6		P,M,VP,SC	3	\$20.00	
134296	Cheney Centennial	05/18/2018	Active	10	2	0	2	25.00%	9		5		3		M,VP,SC	4	\$100.00	
50527	CHEWELAH VALLEY	05/17/1990	Active	44	8	10	-2	-4.35%	45	12	0			N		0	\$2,204.00	
	Exc Award (06/30/2018)																	
121490	Coeur d'Alene	03/10/2014	Active	15	1	3	-2	-11.76%	18	8	3		2	N		0	\$655.00	
	Exc Award (06/30/2018)																	
7842	COLLEGE PLACE	10/24/1962	Active	14	0	3	-3	-17.65%	18	5	0		2	R	M,SC	0		
	Exc Award (06/30/2018)																	
7824	COTTONWOOD	11/03/1947	Active	24	2	1	1	4.35%	23	5	2			N	M,SC	16		
31657	CRAIGMONT	02/11/1976	Active	21	2	2	0	0.00%	21	12	2			N	P,M,SC	24+		
7772	DAVENPORT	11/20/1953	Active(1)	81	10	6	4	5.19%	74	14	0		2	R	VP,SC	9	\$1,170.00	
7844	DAYTON	03/27/1963	Active	11	0	0	0	0.00%	11		4				T,M,VP,SC	18	\$100.00	
7774	GRAND COULEE DAM	04/11/1935	Active	13	1	1	0	0.00%	13	1	5		2	R	M,SC	2		
7849	GRANGER	05/21/1947	Active	28	4	5	-1	-3.45%	29	7	1			N	M,SC	4	90+ Days	
7825	GRANGEVILLE	10/11/1935	Active	46	5	1	4	9.52%	45	18	0		4	N	M,SC	24+		
7775	HARRINGTON	01/30/1946	Active	31	2	0	2	6.90%	29		3		2	N	M,SC	14		
7776	KAHLOTUS	04/24/1972	Cancelled(8*)	0	0	13	-13	-100.00%	13	8	11	1	None		P,S,T,M,VP SC	24+	90+ Days	
7827	KENDRICK	10/15/1953	Active	27	5	1	4	17.39%	23	2	6		3	R	SC	1	\$50.00	
7829	LEWISTON	02/15/1930	Active	21	2	1	1	5.00%	21	17	1		5	R	M,SC	24+	\$500.00	
107697	LIBERTY LAKE	03/03/2010	Active	10	0	0	0	0.00%	10		10				M,VP,SC	16	\$625.00	
	Exc Award (06/30/2018)																	
7780	LIND	12/20/1967	Active	32	3	1	2	6.67%	29	13	3			N	M,SC	0		
7781	MEDICAL LAKE	04/10/1968	Active(2)	23	0	0	0	0.00%	23		5		2	R	SC	11	\$2,250.00	




Club Health Assessment for District 19 S through March 2025

Club Number	Club Name	Charter Date	Status	Membership							Reports					Finance	LCIF
				Current Member Count	YTD Members Added	YTD Members Dropped	YTD Net Growth	YTD Net Growth%	Member Count 12 Months Ago	Avg. length of service for dropped members	Months Since Last MMR ***	Yrs. Since Last Officer Report	President Rotation	Vice President Reported ****	Months Since Last Activity Report ***	Account Balance	Donations for current Fiscal Year
			Number of times on status quo within last two years	If below 15 members appears				If net loss is greater than 20% appears			If no report in 3 months appears in	When more than one year appears in	Number of repeat terms	Notes the officers that do not have an active	If no report at 12 months red		
7830	MOSCOW CENTRAL	11/28/1939	Active	54	2	4	-2	-3.57%	61	24	2			N	M,SC	11	\$1,000.00
7855	NACHES	03/10/1949	Active	31	1	3	-2	-6.06%	33	22	1		2		M,VP,SC	0	\$170.00
49316	NACHES SUNSHINE	03/23/1989	Active	16	0	0	0	0.00%	16		11			N	M,SC	4	\$50.00
7832	NEZPERCE	11/14/1947	Active(2)	28	0	0	0	0.00%	28		16		None		P,S,M,VP,SC	24+	
7783	ODESSA	10/27/1941	Active(2)	30	2	3	-1	-3.23%	28	4	1			N	M,SC	24+	
7800	OSBURN	11/25/1952	Active	6	0	2	-2	-25.00%	8	12	7		6	R	M,SC	24+	\$5.00
7856	PALOUSE	01/09/1967	Active	31	3	0	3	10.71%	28		4		2	N	T,M,VP,SC	24+	
7801	PINEHURST KINGSTON	03/27/1956	Active	22	4	5	-1	-4.35%	24	4	5		3		M,VP,SC	5	\$685.00
7802	POST FALLS	02/05/1964	Active	22	4	0	4	22.22%	17		2		None		P,T,M,VP,SC	0	\$1,440.00
7834	POTLATCH	01/24/1973	Active	15	5	8	-3	-16.67%	11	8	0			N	T,M,VP,SC	5	
7859	PRESCOTT DISTRICT	12/17/1959	Active	23	3	5	-2	-8.00%	26	5	0			R	M,SC	4	
38282	PRIEST LAKE	04/18/1980	Active	61	3	4	-1	-1.61%	62	2	2		2	N	M,SC	24+	\$1,130.00
7803	PRIEST RIVER	03/09/1964	Active	10	0	1	-1	-9.09%	10	7	3			R	M,VP,SC	0	\$130.00
7860	PULLMAN	11/13/1939	Active	51	0	5	-5	-8.93%	57	5	2			N	T,VP	24+	\$1,020.00
7804	RATHDRUM	01/23/1947	Active	38	4	15	-11	-22.45%	48	2	2			N	M	0	\$1,985.00
7785	REARDAN	05/03/1946	Active	38	0	0	0	0.00%	45		11	1	None		P,S,T,M,VP SC	24+	90+ Days
7786	RITZVILLE	10/05/1939	Active	42	0	0	0	0.00%	49		10	1	None		P,S,T,M,VP SC	24+	
7787	ROCKFORD	03/13/1944	Active	19	3	2	1	5.56%	19	44	0		3	R	M,SC	3	
7805	SANDPOINT	06/24/1953	Active(1)	33	3	1	2	6.45%	28	0	0		4	N		2	90+ Days
57113	SELAH VALLEY	06/27/1995	Active	18	4	3	1	5.88%	17	5	0			N	M,SC	0	\$305.00
Exc Award (06/30/2017)																	
7806	SMELTERVILLE	03/26/1956	Active	10	1	1	0	0.00%	10	0	1		27		P,M,VP,SC	1	\$20.00
7789	SPOKANE CENTRAL	03/02/1922	Active	84	5	6	-1	-1.18%	84	12	0			N	SC	5	\$2,660.00
Exc Award (06/30/2018, 06/30/2023, 06/30/2023)																	
7792	SPOKANE SHADLE NORTH	05/07/1954	Active	28	1	0	1	3.70%	31		2			N	M	0	\$1,205.00
Exc Award (06/30/2021, 06/30/2023)																	



Club Health Assessment for District 19 S through March 2025

			Status	Membership						Reports					Finance		LCIF
Club Number	Club Name	Charter Date		Current Member Count	YTD Members Added	YTD Members Dropped	YTD Net Growth	YTD Net Growth%	Member Count 12 Months Ago	Avg. length of service for dropped members	Months Since Last MMR ***	Yrs. Since Last Officer Report	President Rotation	Vice President Reported ****	Months Since Last Activity Report ***	Account Balance	Donations for current Fiscal Year
			Number of times on status quo within last two years	If below 15 members appears				If net loss is greater than 20% appears			If no report in 3 months appears in	When more than one year appears in	Number of repeat terms	Notes the officers that do not have an active	If no report at 12 months appears in red		
7795	SPOKANE VALLEY	01/13/1947	Active	12	0	0	0	0.00%	12		12	1	None	P,S,T,M,VP SC	24+		
7866	SUNNYSIDE	11/09/1950	Active	20	5	1	4	25.00%	13	0	0		N	VP,SC	0		\$905.00
Exc Award (06/30/2024)																	
7867	TERRACE HEIGHTS	01/21/1963	Active	10	0	0	0	0.00%	10		1		6	M,VP	9		
7869	TOPPENISH	01/14/1948	Active	23	3	1	2	9.52%	25	8	1		N	M,VP,SC	24+		
7870	TOUCHET GARDENA	11/27/1962	Active	36	1	10	-9	-20.00%	43	8	1		N	P,T,M,SC	0		
7836	TROY	08/01/1967	Active	28	2	1	1	3.70%	27	5	0		N	SC	4		\$1,505.00
7872	WAITSBURG	02/22/1963	Active	66	1	0	1	1.54%	61		1		None	P,M,VP,SC	5		
7873	WALLA WALLA DOWNTOWN	02/16/1929	Active	13	3	0	3	30.00%	10		0		2	R SC	0		
7874	WALLA WALLA EASTGATE	08/22/1956	Active	23	3	0	3	15.00%	20		5		IP	S,M,VP,SC	24+		
7875	WAPATO	10/24/1938	Active(1)	11	11	0	11	100.00%	11		1		6	R P,M,VP,SC	3		\$100.00
7796	WASHTUCNA	03/13/1948	Active(1)	10	0	2	-2	-16.67%	12	4	1		None	P,T,M,VP,SC	24+		
95114	WEST RICHLAND RED MOUNTAIN	01/30/2006	Active	18	2	1	1	5.88%	18	8	3		4	M,VP,SC	24+		\$250.00
29206	WHITEPINE	04/30/1974	Active	14	1	0	1	7.69%	13		4		4	R T,M,SC	24+		
7797	WILBUR	06/10/1946	Active	50	0	0	0	0.00%	50		13		N	M,SC	24+	90+ Days	\$405.00
7877	YAKIMA	12/01/1922	Active	28	0	0	0	0.00%	28		0		2	M,VP,SC	0		\$1,175.00
7878	ZILLAH	10/18/1938	Active	24	1	0	1	4.35%	24		0		N	P,M,SC	1		

Clubs Cancelled Previous Fiscal Year – Clubs Cancelled within last 12 months may be reinstated

Club Number	Club Name	Charter Date	Current Status*	Cancellation Date
7850	KENNEWICK	03/07/1962	Cancelled(8*)	12/29/2023
7788	ROSALIA	12/02/1963	Cancelled(8*)	06/29/2024



Club Health Assessment for District 19 S through March 2025

Club Number			Club Name			Charter Date			Status					Membership					Reports					Finance		LCIF
									Current Member Count	YTD Members Added	YTD Members Dropped	YTD Net Growth	YTD Net Growth%	Member Count 12 Months Ago	Avg. length of service for dropped members	Months Since Last MMR ***	Yrs. Since Last Officer Report	President Rotation	Vice President Reported ****	Months Since Last Activity Report ***	Account Balance	Donations for current Fiscal Year				
									Number of times on status quo within last two years	If below 15 members appears			If net loss is greater than 20% appears			If no report in 3 months appears in		When more than one year appears in	Number of repeat terms	Notes the officers that do not have an active		If no report at 12 months appears in red				
Current Total Clubs Count	YTD New Clubs Count	YTD Cancelled Clubs Count	YTD Net Club Gain	Current Total Members Count	YTD Add	YTD Drop	YTD Net Growth	YTD Net Growth %	Member Count 12 Months Ago	Average Member Count Per Club	% of Clubs with less than 20 members	% No MMR in 3 Months	% No Officer Report in 12 Months	% of Clubs with balance 90+ days	Number of Clubs in Status Quo	% Status Quo Clubs in Financial Suspension	Number of Cancelled Clubs	Average Cancelled Club Age	Members Lost Due to Cancellation	% of Clubs Cancelled for Non-Financial Reasons						
59	0	1	-1	1,616	130	144	-14	-0.86%	1,650	27	37%	37%	5%	7%	0	0%	1	175	13	-200%						

* - P - Priority Club. Cancellation Reasons: 1-Objectives/conduct, 2-Non-active club, 5-Non-existing club, 6-Disbanding, 7-Merger, 8-Financial Suspension, 9-District/Multiple District Dues.

** - Abbreviation: P-President, S-Secretary, T-Treasurer, M-Member Chairperson, VP-First Vice President, MC-Communications Chairperson, SC-Service Chairperson

*** - Abbreviation: N/R - Never reported using the Lions Clubs website, N/A - Not applicable, No password registered for the Lions Clubs website.

**** - Abbreviation: N - New, IP - Immediate Past, R - Repeat.



Club Health Assessment for District 20 N through March 2025

			Status	Membership							Reports					Finance		LCIF
Club Number	Club Name	Charter Date		Current Member Count	YTD Members Added	YTD Members Dropped	YTD Net Growth	YTD Net Growth%	Member Count 12 Months Ago	Avg. length of service for dropped members	Months Since Last MMR ***	Yrs. Since Last Officer Report	President Rotation	Vice President Reported ****	Months Since Last Activity Report ***	Account Balance	Donations for current Fiscal Year	
			Number of times on status quo within last two years	If below 15 members appears				If net loss is greater than 20% appears			If no report in 3 months appears in	When more than one year appears in	Number of repeat terms		Notes the officers that do not have an active	If no report at 12 months appears in red		
Clubs less than two years old																		
172076	New York Bangladeshi American Buffalo	06/11/2024	Active(1)	24	0	0	0	0.00%	0		5		2		M,VP,SC	N/A		
Clubs more than two years old																		
8009	AKRON Exc Award (06/30/2020)	10/18/1944	Active	51	1	2	-1	-1.92%	51	18	0			N	SC	0		\$50.00
8029	AMHERST	04/30/1952	Active	16	3	3	0	0.00%	16	31	0			N	S,SC	0		\$300.00
8012	ARCADE	12/09/1941	Active	20	1	2	-1	-4.76%	21	47	7		3		M,VP,SC	24+		\$100.00
8013	BARKER Exc Award (06/30/2022)	02/04/1947	Active	72	12	1	11	18.03%	58	7	0			N	VP,SC	0		\$2,055.00
8015	BOSTON Exc Award (06/30/2021)	02/26/1969	Active	18	3	4	-1	-5.26%	28	22	1		4	R	SC	4		\$100.00
8016	BUFFALO HOST Exc Award (06/30/2020)	10/17/1921	Active	17	0	0	0	0.00%	17		9				M,VP,SC	24+		
8019	BUFFALO KENSINGTON	01/07/1946	Active	18	0	2	-2	-10.00%	25	38	1			R	M,SC	0		\$50.00
8023	CHEEKTOWAGA	07/23/1952	Active	13	1	0	1	8.33%	12		6				P,M,VP,SC	24+		
8024	CLARENCE Exc Award (06/30/2022, 06/30/2023, 06/30/2024)	04/17/1947	Active	26	1	4	-3	-10.34%	29	8	0		3	R		5		\$2,150.00
8027	DUNKIRK-FREDONIA	08/25/1941	Active	17	1	3	-2	-10.53%	19	2	2		5	R	M,VP,SC	0		\$2,000.00
8028	EAST AURORA Exc Award (06/30/2021)	08/23/1946	Active	31	5	1	4	14.81%	25	2	1		2	N	VP	0		\$20,100.00
48469	ELLICOTTVILLE FRANKLINVILLE	04/20/1988	Active	7	0	3	-3	-30.00%	10	20	3		3		VP	3		
8011	EVANS TOWNSHIP L C	01/31/1946	Active	22	2	0	2	10.00%	22		3		2	R	P,VP,SC	2		\$1,350.00
8032	FREWSBURG Exc Award (06/30/2021)	05/10/1945	Active	27	2	2	0	0.00%	26	33	3			N	T	3		\$485.00
8033	GASPORT	05/16/1951	Active	34	1	4	-3	-8.11%	35	17	0			N	M,SC	2		\$1,000.00
8035	GOWANDA	11/04/1959	Active	16	2	3	-1	-5.88%	18	2	0		2	R	VP,SC	24+		\$100.00
8036	GRAND ISLAND	10/24/1956	Active	26	6	4	2	8.33%	27	9	3				VP,SC	0		\$25,425.00



Club Health Assessment for District 20 N through March 2025

			Status	Membership							Reports					Finance		LCIF
Club Number	Club Name	Charter Date		Current Member Count	YTD Members Added	YTD Members Dropped	YTD Net Growth	YTD Net Growth%	Member Count 12 Months Ago	Avg. length of service for dropped members	Months Since Last MMR ***	Yrs. Since Last Officer Report	President Rotation	Vice President Reported ****	Months Since Last Activity Report ***	Account Balance	Donations for current Fiscal Year	
			Number of times on status quo within last two years	If below 15 members appears				If net loss is greater than 20% appears			If no report in 3 months appears in	When more than one year appears in	Number of repeat terms	Notes the officers that do not have an active	If no report at 12 months appears in red			
141198	Greater Buffalo Adaptive Sports	06/22/2020	Cancelled(8*)	0	0	18	-18	-100.00%	20	5	3		None	P,S,T,M,VP SC	N/A	90+ Days		
8038	JAMESTOWN	06/06/1922	Active	23	3	0	3	15.00%	20		4		2	R	M,VP,SC	24+		
8039	KENMORE	05/08/1929	Active	41	3	5	-2	-4.65%	43	18	3				M,VP,SC	1	\$1,050.00	
8041	LANCASTER	07/29/1952	Active	36	1	4	-3	-7.69%	39	22	0		3	N	P,VP	0	\$1,000.00	
105675	LEWISTON COMMUNITY	06/03/2009	Active	21	2	2	0	0.00%	21	2	4		2	R	SC	12	\$50.00	
Exc Award (06/30/2017, 06/30/2021, 06/30/2024)																		
34168	LITTLE VALLEY	06/29/1977	Active	16	3	4	-1	-5.88%	17	11	0		11		M,VP,SC	16		
8043	LOCKPORT	10/03/1939	Active	31	2	2	0	0.00%	31	4	0			N	SC	13	\$250.00	
Exc Award (06/30/2023)																		
8044	MAYVILLE CHAUTAUQUA	03/28/1947	Active	18	3	2	1	5.88%	16	1	1			N	M,SC	0		
Exc Award (06/30/2024)																		
8045	NEWFANE	10/22/1941	Active	63	8	7	1	1.61%	62	16	3			N	SC	24+	\$100.00	
140730	Niagara Falls Community	02/10/2020	Active	19	4	6	-2	-9.52%	20	3	1				M,VP	21	\$90.00	
129657	Niagara University	12/28/2016	Active	7	0	0	0	0.00%	7		5				S,T,M,VP,SC	24+	90+ Days	
126501	North Buffalo Community	01/08/2016	Active	7	0	0	0	0.00%	6		5		2		M,VP,SC	24+	90+ Days	
8048	OLCOTT	07/01/1958	Active	18	1	1	0	0.00%	18	17	0			N	SC	24+	\$1,123.00	
8049	OLEAN PORTVILLE	11/20/1952	Active	20	0	0	0	0.00%	20		3		12		M,VP,SC	7	\$300.00	
8050	ORCHARD PARK	09/19/1944	Active	47	3	1	2	4.44%	47	28	0			N	SC	0	\$100.00	
8051	PENDLETON	02/10/1969	Active	22	0	0	0	0.00%	24		1				S,M,VP,SC	13	\$250.00	
Exc Award (06/30/2018)																		
8054	RANDOLPH	10/24/1938	Active(1)	46	4	1	3	6.98%	50	0	0		2	R	M	5		
Exc Award (06/30/2023)																		
8058	SHERIDAN DRIVE	10/20/1952	Active	11	0	3	-3	-21.43%	14	9	1			N		4		
8060	SPRINGVILLE	09/27/1946	P- Active(1)	0	0	11	-11	-100.00%	11	27	8		None		P,S,T,M,VP SC	24+		
127103	Tonawandas Erie Canal Gateway	03/22/2016	Active	20	2	1	1	5.26%	18	4	1		6	R	SC	4	\$140.00	
Exc Award (06/30/2020)																		



Club Health Assessment for District 20 N through March 2025

Club Number	Club Name	Charter Date	Status	Membership							Reports					Finance	LCIF
				Current Member Count	YTD Members Added	YTD Members Dropped	YTD Net Growth	YTD Net Growth%	Member Count 12 Months Ago	Avg. length of service for dropped members	Months Since Last MMR ***	Yrs. Since Last Officer Report	President Rotation	Vice President Reported ****	Months Since Last Activity Report ***	Account Balance	Donations for current Fiscal Year
			Number of times on status quo within last two years	If below 15 members appears				If net loss is greater than 20% appears			If no report in 3 months appears	When more than one year appears in	Number of repeat terms	Notes the officers that do not have an active	If no report at 12 months appears in red		
8037	TOWN OF HAMBURG	11/19/1941	Active	17	0	2	-2	-10.53%	21	7	2		7	N	VP,SC	24+	\$500.00
8062	TOWN OF NIAGARA	02/18/1953	Active	26	2	2	0	0.00%	26	20	1		2	N	P,M	5	\$400.00
8063	TOWN OF WHEATFIELD L C	10/09/1973	Active	26	0	0	0	0.00%	27		4		3		M,VP,SC	24+	\$1,100.00
Exc Award (06/30/2021)																	
8064	WEST SENECA	01/27/1953	Active(1)	78	6	1	5	6.85%	71	42	0			N	M,SC	9	\$650.00
Exc Award (06/30/2021)																	
144143	Western New York Riding	12/18/2020	Active	40	2	0	2	5.26%	44		4		2	R	SC	9	\$60.00
8066	WILSON	10/24/1941	Active	34	7	6	1	3.03%	34	2	0			N	M,SC	9	
Exc Award (06/30/2018, 06/30/2022)																	
8067	YOUNGSTOWN	08/17/1948	Active	34	4	2	2	6.25%	35	16	1			N	M,SC	0	\$1,200.00

Clubs Cancelled Previous Fiscal Year – Clubs Cancelled within last 12 months may be reinstated

Club Number	Club Name	Charter Date	Current Status*	Cancellation Date
8053	PORTVILLE	06/29/1973	Cancelled(7*)	01/29/2024

Current Total Clubs Count	YTD New Clubs Count	YTD Cancelled Clubs Count	YTD Net Club Gain	Current Total Members Count	YTD Add	YTD Drop	YTD Net Growth	YTD Net Growth %	Member Count 12 Months Ago	Average Member Count Per Club	% of Clubs with less than 20 members	% No MMR in 3 Months	% No Officer Report in 12 Months	% of Clubs with balance 90+ days	Number of Clubs in Status Quo	% Status Quo Clubs in Financial Suspension	Number of Cancelled Clubs	Average Cancelled Club Age	Members Lost Due to Cancellation	% of Clubs Cancelled for Non-Financial Reasons
44	0	1	-1	1,176	101	119	-18	-1.51%	1,201	27	39%	41%	0%	5%	0	0%	1	55	18	0%

* - P - Priority Club. Cancellation Reasons: 1-Objectives/conduct, 2-Non-active club, 5-Non-existing club, 6-Disbanding, 7-Merger, 8-Financial Suspension, 9-District/Multiple District Dues.

** - Abbreviation: P-President, S-Secretary, T-Treasurer, M-Member Chairperson, VP-First Vice President, MC-Communications Chairperson, SC-Service Chairperson

*** - Abbreviation: N/R - Never reported using the Lions Clubs website, N/A - Not applicable, No password registered for the Lions Clubs website.

**** - Abbreviation: N - New, IP - Immediate Past, R - Repeat.



Club Health Assessment for District 20 E1 through March 2025

			Status	Membership							Reports					Finance		LCIF
Club Number	Club Name	Charter Date		Current Member Count	YTD Members Added	YTD Members Dropped	YTD Net Growth	YTD Net Growth%	Member Count 12 Months Ago	Avg. length of service for dropped members	Months Since Last MMR ***	Yrs. Since Last Officer Report	President Rotation	Vice President Reported ****	Months Since Last Activity Report ***	Account Balance	Donations for current Fiscal Year	
			Number of times on status quo within last two years	If below 15 members appears				If net loss is greater than 20% appears			If no report in 3 months appears in	When more than one year appears in	Number of repeat terms	Notes the officers that do not have an active	If no report at 12 months appears in red			
Clubs more than two years old																		
8068	ALBION	08/19/1924	Active	21	0	0	0	0.00%	21		12			N	M,SC	24+	\$50.00	
8069	ALFRED	02/20/1966	Active	19	1	1	0	0.00%	19	15	6				M,VP,SC	24+		
8071	ANDOVER	11/24/1971	Active	30	0	4	-4	-11.76%	34	35	2				M,VP	24+		
8072	ANGELICA	06/10/1969	Active(1)	12	0	0	0	0.00%	12		12		6	R	P,T,M,SC	24+		
Exc Award (06/30/2017)																		
8073	ATTICA	04/13/1951	Active	73	3	2	1	1.39%	72	2	3			N	SC	17	\$3,000.00	
8074	AVON	04/24/1953	Active	65	2	0	2	3.17%	62		1			N	SC	12	\$250.00	
Exc Award (06/30/2019, 06/30/2021)																		
8075	BATAVIA	04/08/1946	Active	38	2	2	0	0.00%	39	27	3		2	R	M,SC	24+	\$200.00	
45359	BELFAST	09/30/1985	Active	39	0	1	-1	-2.50%	39	18	4		5		P,M,VP,SC	24+	\$650.00	
8076	BOLIVAR	03/31/1970	Active	30	3	4	-1	-3.23%	31	5	0		2	N		1	\$100.00	
Exc Award (06/30/2017, 06/30/2018, 06/30/20)																		
8078	BROCKPORT	01/31/1951	Active	71	4	4	0	0.00%	73	25	1			N	SC	0	\$1,550.00	
Exc Award (06/30/2017, 06/30/2018, 06/30/20)																		
8079	CALEDONIA MUMFORD	09/09/1929	Active	21	2	1	1	5.00%	20	40	0		18	R	M,VP,SC	15		
8080	CANASERAGA	04/30/1953	Active	15	0	2	-2	-11.76%	17	7	6		2	R	P,T,M,SC	23		
8081	CHILI	09/09/1964	Active	30	2	0	2	7.14%	28		2				VP,SC	1	\$800.00	
Exc Award (06/30/2016, 06/30/2020, 06/30/20)																		
8082	CHURCHVILLE	10/30/1950	Active	40	1	1	0	0.00%	41	25	2			N	P,T,SC	24+	\$450.00	
60700	CLARENDON	04/27/1998	Active	15	0	3	-3	-16.67%	18	17	1		11	R	M,VP,SC	0	\$2,155.00	
Exc Award (06/30/2024)																		
44518	CUBA	01/25/1985	Active	22	0	1	-1	-4.35%	23	1	4			N	P,SC	6	\$58.70	
8083	DANSVILLE	10/17/1941	Active	52	6	3	3	6.12%	47	2	0			IP	SC	0	\$185.00	
Exc Award (06/30/2018, 06/30/2024)																		
145950	Dansville Lioness	05/21/2021	Active	25	12	0	12	92.31%	13		2		3	R	SC	N/R		
8085	FAIRPORT	08/17/1949	Active	34	1	2	-1	-2.86%	35	1	0		3		M,VP,SC	24+	\$2,090.00	



Club Health Assessment for District 20 E1 through March 2025

Club Number	Club Name	Charter Date	Status	Membership							Reports					Finance	LCIF
				Current Member Count	YTD Members Added	YTD Members Dropped	YTD Net Growth	YTD Net Growth%	Member Count 12 Months Ago	Avg. length of service for dropped members	Months Since Last MMR ***	Yrs. Since Last Officer Report	President Rotation	Vice President Reported ****	Months Since Last Activity Report ***	Account Balance	Donations for current Fiscal Year
			Number of times on status quo within last two years	If below 15 members appears				If net loss is greater than 20% appears			If no report in 3 months appears	When more than one year appears in	Number of repeat terms	Notes the officers that do not have an active	If no report at 12 months red		
8086	GATES GREECE	06/28/1950	Active	23	1	2	-1	-4.17%	24	13	2		3	R	M,VP,SC	24+	\$10.00
43612	HAMLIN	03/19/1984	Active	33	0	2	-2	-5.71%	35	3	3		2	N	SC	1	\$600.00
	Exc Award (06/30/2024)																
8088	HILTON	11/09/1967	Active	28	1	0	1	3.70%	32		5			R	SC	2	\$400.00
8090	IRONDEQUOIT	06/05/1950	Active	19	1	2	-1	-5.00%	20	7	1		2	R	SC	0	\$525.00
	Exc Award (06/30/2023, 06/30/2024)																
30149	KENDALL	01/28/1975	Active	58	2	0	2	3.57%	60		1			N	SC	1	\$150.00
	Exc Award (06/30/2020, 06/30/2024)																
8093	LYNDONVILLE	08/22/1951	Active	34	2	2	0	0.00%	33	11	2			N	M,SC	15	
8094	MAPLE CITY L C	04/23/1969	Active	17	1	1	0	0.00%	17	3	2		2	N	SC	1	\$50.00
8095	MEDINA	09/19/1935	Active	57	1	3	-2	-3.39%	58	6	4			N	SC	3	\$1,276.00
	Exc Award (06/30/2023, 06/30/2024)																
8097	OAKFIELD ALABAMA	06/29/1951	Active(1)	23	0	0	0	0.00%	25		9		3	R	M,SC	12	
8099	ROCHESTER DOWNTOWN HOST	09/02/1921	Active	14	0	0	0	0.00%	14		11		3	N	SC	24+	\$50.00
129688	Rochester Flaum Eye Institute	03/07/2017	Active	7	0	0	0	0.00%	7		19		10		M,VP,SC	14	
36100	RUSH	10/27/1978	Active	18	3	2	1	5.88%	16	24	3		3		T,M,VP,SC	16	
35301	SCIO	03/27/1978	Active	31	3	1	2	6.90%	30	33	1		None	N	P,M,SC	3	
8102	SCOTTSVILLE	01/10/1957	Active	17	1	0	1	6.25%	16		2		3	R	M,SC	3	
	Exc Award (06/30/2018)																
8103	VARYSBURG	05/03/1971	Active(1)	23	0	0	0	0.00%	23		2			N	P,M,VP	3	90+ Days \$250.00
8144	WALWORTH	04/25/1972	Active	41	2	0	2	5.13%	39		8			R	SC	2	\$2,280.00
	Exc Award (06/30/2023)																
8105	WEBSTER	03/27/1950	Active	30	1	1	0	0.00%	30	2	1		2	N	SC	24+	\$100.00
8106	WELLSVILLE	01/08/1942	Active	57	2	6	-4	-6.56%	60	8	1			N	SC	9	\$400.00



Club Health Assessment for District 20 E1 through March 2025

				Status		Membership								Reports					Finance		LCIF
Club Number	Club Name	Charter Date	Current Member Count			YTD Members Added	YTD Members Dropped	YTD Net Growth	YTD Net Growth%	Member Count 12 Months Ago	Avg. length of service for dropped members	Months Since Last MMR ***	Yrs. Since Last Officer Report	President Rotation	Vice President Reported ****	Months Since Last Activity Report ***	Account Balance	Donations for current Fiscal Year			
				Number of times on status quo within last two years	If below 15 members appears			If net loss is greater than 20% appears			If no report in 3 months appears in		When more than one year appears in	Number of repeat terms	Notes the officers that do not have an active		If no report at 12 months appears in red				
Current Total Clubs Count	YTD New Clubs Count	YTD Cancelled Clubs Count	YTD Net Club Gain	Current Total Members Count	YTD Add	YTD Drop	YTD Net Growth	YTD Net Growth %	Member Count 12 Months Ago	Average Member Count Per Club	% of Clubs with less than 20 members	% No MMR in 3 Months	% No Officer Report in 12 Months	% of Clubs with balance 90+ days	Number of Clubs in Status Quo	% Status Quo Clubs in Financial Suspension	Number of Cancelled Clubs	Average Cancelled Club Age	Members Lost Due to Cancellation	% of Clubs Cancelled for Non-Financial Reasons	
37	0	0	0	1,182	60	53	7	0.60%	1,183	32	27%	43%	0%	3%	0	0%	0	0	0	0%	

* - P - Priority Club. Cancellation Reasons: 1-Objectives/conduct, 2-Non-active club, 5-Non-existing club, 6-Disbanding, 7-Merger, 8-Financial Suspension, 9-District/Multiple District Dues.

** - Abbreviation: P-President, S-Secretary, T-Treasurer, M-Member Chairperson, VP-First Vice President, MC-Communications Chairperson, SC-Service Chairperson

*** - Abbreviation: N/R - Never reported using the Lions Clubs website, N/A - Not applicable, No password registered for the Lions Clubs website.

**** - Abbreviation: N - New, IP - Immediate Past, R - Repeat.



Club Health Assessment for District 20 E2 through March 2025

Club Number	Club Name	Charter Date	Status	Membership							Reports					Finance	LCIF
				Current Member Count	YTD Members Added	YTD Members Dropped	YTD Net Growth	YTD Net Growth%	Member Count 12 Months Ago	Avg. length of service for dropped members	Months Since Last MMR ***	Yrs. Since Last Officer Report	President Rotation	Vice President Reported ****	Months Since Last Activity Report ***	Account Balance	Donations for current Fiscal Year
			Number of times on status quo within last two years	If below 15 members appears				If net loss is greater than 20% appears			If no report in 3 months appears in	When more than one year appears in	Number of repeat terms	Notes the officers that do not have an active	If no report at 12 months appears in red		
Clubs more than two years old																	
8107	APALACHIN	02/08/1956	Active	54	2	1	1	1.89%	54	67	2			N	2		\$3,590.00
8112	BIG FLATS	02/09/1970	Active	13	0	0	0	0.00%	16		5		6	N	M,SC	1	\$500.00
	Exc Award (06/30/2018)																
8119	BLOOMFIELD	06/28/1949	Active	16	1	4	-3	-15.79%	19	28	0		2	R	M,SC	0	
8113	CAMPBELL	07/24/1951	Active	11	0	1	-1	-8.33%	13	61	2		4	R	SC	3	
32317	CANANDAIGUA	05/28/1976	Active	8	0	0	0	0.00%	8		11		5		M,VP,SC	10	
	Exc Award (06/30/2016)																
8116	CLYDE	12/27/1948	Active	7	0	0	0	0.00%	7		11		5	R	M,SC	17	\$750.00
8117	COHOCTON	10/20/1954	Active	32	3	1	2	6.67%	28	8	1		3	R	VP,SC	3	
8118	CORNING	09/09/1925	Active	53	0	6	-6	-10.17%	57	11	1				VP	0	\$10,020.00
	Exc Award (06/30/2016, 06/30/2020, 06/30/2022)																
61972	GENEVA	05/24/1999	Active	3	0	2	-2	-40.00%	5	12	2		3		M,VP,SC	16	\$50.00
122834	Hector Area	07/25/2014	Active	34	1	0	1	3.03%	33		3			N	M,SC	3	\$50.00
8122	HORSEHEADS	12/10/1952	Active	16	1	0	1	6.67%	14		1		4	R	M,SC	12	\$150.00
8123	ITHACA	05/23/1951	Active	15	2	0	2	15.38%	13		5		9	R		0	\$110.00
8124	LANSING	04/03/1961	Active	19	0	2	-2	-9.52%	22	32	0			N		15	\$350.00
62794	MANCHESTER-SHORTSVILLE	02/21/2000	Active	13	1	1	0	0.00%	13	6	0				VP,SC	1	\$40.00
	Exc Award (06/30/2017)																
8128	NEWFIELD	01/25/1971	Active	25	1	0	1	4.17%	24		2		7	R	P,M,SC	0	\$500.00
8129	NORTH ROSE	04/23/1958	Active	18	0	1	-1	-5.26%	18	49	5				VP	1	\$2,100.00
	Exc Award (06/30/2018)																
8131	OVID WILLARD	06/13/1951	Active	15	0	7	-7	-31.82%	25	17	3			IP	T	0	\$300.00
	Exc Award (06/30/2017, 06/30/2018, 06/30/2020)																
8132	OWEGO	11/14/1951	Active	10	0	3	-3	-23.08%	13	16	0			R	M	0	\$60.00
8133	PALMYRA-MACEDON PAL-MAC	05/20/1958	Active	26	0	1	-1	-3.70%	28	13	3				VP	0	\$450.00



Club Health Assessment for District 20 E2 through March 2025

Club Number	Club Name	Charter Date	Status	Membership							Reports					Finance	LCIF
				Current Member Count	YTD Members Added	YTD Members Dropped	YTD Net Growth	YTD Net Growth%	Member Count 12 Months Ago	Avg. length of service for dropped members	Months Since Last MMR ***	Yrs. Since Last Officer Report	President Rotation	Vice President Reported ****	Months Since Last Activity Report ***	Account Balance	Donations for current Fiscal Year
			Number of times on status quo within last two years	If below 15 members appears				If net loss is greater than 20% appears			If no report in 3 months appears in	When more than one year appears in	Number of repeat terms	Notes the officers that do not have an active	If no report at 12 months appears in red		
8134	PENN YAN	05/26/1969	Active	74	3	2	1	1.37%	78	13	3			N	0		\$2,575.00
	Exc Award (06/30/2017, 06/30/2018, 06/30/2020)																
8135	PHELPS	10/24/1956	Active	9	0	2	-2	-18.18%	11	10	2		3	R	0		\$190.50
	Exc Award (06/30/2023)																
8137	RUSHVILLE	03/30/1953	Active	32	0	2	-2	-5.88%	34	2	3			N	M,VP	3	\$2,590.00
	Exc Award (06/30/2017)																
8139	SODUS	10/31/1972	Active	19	0	1	-1	-5.00%	19	42	2			N	SC	1	\$1,100.00
143590	Sodus Pride Lioness	11/19/2020	Active	47	8	4	4	9.30%	42	2	0			N	SC	0	\$100.00
	Exc Award (06/30/2023, 06/30/2024)																
43467	SPENCER & CANDOR	02/06/1984	Active	28	5	1	4	16.67%	27	14	2		2		VP	0	\$430.00
	Exc Award (06/30/2016, 06/30/2018)																
28175	TIOGA-NICHOLS	03/22/1974	Active	17	0	2	-2	-10.53%	20	20	3		19	R		0	\$210.00
46011	TRUMANSBURG	04/14/1986	Active	15	1	0	1	7.14%	12		3		2		VP,SC	1	\$20.00
	Exc Award (06/30/2016)																
8141	TWIN CITIES	09/05/1935	Active	19	1	1	0	0.00%	19	1	6		10		VP,SC	15	\$440.00
8142	UNION SPRINGS	09/18/1957	Active	61	0	4	-4	-6.15%	66	3	6		2	R	SC	3	\$360.00
	Exc Award (06/30/2017)																
8143	VICTOR	02/05/1940	Active	18	0	1	-1	-5.26%	20	2	6			N	VP	16	\$340.00
8145	WATERLOO	01/28/1947	Active	12	4	4	0	0.00%	12	28	0		5	R	M,SC	0	\$140.00
48255	WATKINS GLEN-MONTOUR FALLS	03/14/1988	Active	37	1	1	0	0.00%	38	3	3				VP,SC	3	\$100.00
8147	WAVERLY	01/28/1930	Active	12	0	0	0	0.00%	12		11		7		P,M,VP,SC	15	\$4,240.00
8148	WEEDSPORT	05/28/1948	Active	17	1	0	1	6.25%	16		2		2	R	M,SC	15	\$40.00
8149	WOLCOTT	05/08/1953	Active	25	1	0	1	4.17%	28		2		2	R	SC	14	\$900.00



Club Health Assessment for District 20 E2 through March 2025

Club Number			Club Name			Charter Date			Status					Membership					Reports					Finance		LCIF
									Current Member Count	YTD Members Added	YTD Members Dropped	YTD Net Growth	YTD Net Growth%	Member Count 12 Months Ago	Avg. length of service for dropped members	Months Since Last MMR ***	Yrs. Since Last Officer Report	President Rotation	Vice President Reported ****	Months Since Last Activity Report ***	Account Balance	Donations for current Fiscal Year				
									Number of times on status quo within last two years	If below 15 members appears			If net loss is greater than 20% appears			If no report in 3 months appears in		When more than one year appears in	Number of repeat terms	Notes the officers that do not have an active		If no report at 12 months appears in red				
Current Total Clubs Count	YTD New Clubs Count	YTD Cancelled Clubs Count	YTD Net Club Gain	Current Total Members Count	YTD Add	YTD Drop	YTD Net Growth	YTD Net Growth %	Member Count 12 Months Ago	Average Member Count Per Club	% of Clubs with less than 20 members	% No MMR in 3 Months	% No Officer Report in 12 Months	% of Clubs with balance 90+ days	Number of Clubs in Status Quo	% Status Quo Clubs in Financial Suspension	Number of Cancelled Clubs	Average Cancelled Club Age	Members Lost Due to Cancellation	% of Clubs Cancelled for Non-Financial Reasons						
35	0	0	0	830	37	55	-18	-2.12%	864	24	63%	49%	0%	0%	0	0%	0	0	0	0%						

* - P - Priority Club. Cancellation Reasons: 1-Objectives/conduct, 2-Non-active club, 5-Non-existing club, 6-Disbanding, 7-Merger, 8-Financial Suspension, 9-District/Multiple District Dues.


** - Abbreviation: P-President, S-Secretary, T-Treasurer, M-Member Chairperson, VP-First Vice President, MC-Communications Chairperson, SC-Service Chairperson

*** - Abbreviation: N/R - Never reported using the Lions Clubs website, N/A - Not applicable, No password registered for the Lions Clubs website.

**** - Abbreviation: N - New, IP - Immediate Past, R - Repeat.




Club Health Assessment for District 20 W through March 2025

			Status	Membership							Reports					Finance		LCIF
Club Number	Club Name	Charter Date		Current Member Count	YTD Members Added	YTD Members Dropped	YTD Net Growth	YTD Net Growth%	Member Count 12 Months Ago	Avg. length of service for dropped members	Months Since Last MMR ***	Yrs. Since Last Officer Report	President Rotation	Vice President Reported ****	Months Since Last Activity Report ***	Account Balance	Donations for current Fiscal Year	
			Number of times on status quo within last two years	If below 15 members appears					If net loss is greater than 20% appears			If no report in 3 months appears in	When more than one year appears in	Number of repeat terms	Notes the officers that do not have an active	If no report at 12 months red		
Clubs less than two years old																		
157350	SUNY UAlbany Campus	03/13/2024	Active	25	1	3	-2	-7.41%	27	0	2			N	M,VP,SC	4	90+ Days	
Clubs more than two years old																		
8295	ALBANY & TROY	09/30/1925	Active	29	4	1	3	11.54%	28	36	1			N	SC	4		\$50.00
8259	BALLSTON SPA	08/29/1949	Active	38	3	3	0	0.00%	38	15	2			N	SC	4		\$1,000.00
8260	BETHLEHEM	11/11/1954	Active	19	1	2	-1	-5.00%	20	15	0			N	SC	2		
75996	BROADALBIN - PERTH	06/30/2003	Active	28	0	2	-2	-6.67%	30	2	3		3	R	SC	2		\$1,200.00
Exc Award (06/30/2022, 06/30/2023)																		
8261	CAMBRIDGE	09/07/1934	Active	10	0	2	-2	-16.67%	12	1	8		2		VP,SC	16		
8153	CHAZY	10/03/1956	Active	42	2	0	2	5.00%	40		5		3	N		1		\$695.00
Exc Award (06/30/2022, 06/30/2023)																		
8155	CLIFTON FINE	11/22/1948	Active	26	4	1	3	13.04%	23	17	1			N	M,SC	12		\$150.00
8263	CLINTON	01/09/1958	Active	25	1	0	1	4.17%	27		3			R	SC	0		\$550.00
Exc Award (06/30/2019, 06/30/2022, 06/30/2023)																		
8266	DEERFIELD	05/24/1956	Active	5	0	0	0	0.00%	5		8		5		T,M,VP,SC	24+		
8267	DUANE L C	06/16/1955	Active	21	1	3	-2	-8.70%	23	3	3			R	P,M,SC	0		\$1,000.00
8158	EDWARDS	12/11/1961	Active	23	0	4	-4	-14.81%	27	9	7			N	M,SC	16		
Exc Award (06/30/2023)																		
39861	FONDA & FULTONVILLE	05/21/1981	Active	14	0	2	-2	-12.50%	16	24	0		3		VP,SC	1		\$50.00
37671	GALWAY	11/16/1979	Active	57	0	5	-5	-8.06%	63	5	0			N	T	2		\$1,760.00
Exc Award (06/30/2019, 06/30/2022)																		
8271	GLENS FALLS	10/31/1939	Active	32	6	3	3	10.34%	35	30	0		3	N	SC	2		\$1,500.00
8160	GOUVERNEUR	10/31/1935	Active	38	1	2	-1	-2.56%	39	1	4		6		M,VP	3		\$700.00
46507	GREATER HERKIMER	08/11/1986	Active	32	0	3	-3	-8.57%	33	12	0		6	N	M,SC	9		
8278	GREATER JOHNSTOWN	09/14/1961	Active	41	2	4	-2	-4.65%	43	5	1		None		P,S,M,VP,SC	3		
8284	GREATER RAVENNA AREA	09/16/1959	Active	14	3	0	3	27.27%	15		1				M,VP,SC	7	90+ Days	



Club Health Assessment for District 20 W through March 2025

			Status	Membership							Reports					Finance	LCIF	
Club Number	Club Name	Charter Date		Current Member Count	YTD Members Added	YTD Members Dropped	YTD Net Growth	YTD Net Growth%	Member Count 12 Months Ago	Avg. length of service for dropped members	Months Since Last MMR ***	Yrs. Since Last Officer Report	President Rotation	Vice President Reported ****	Months Since Last Activity Report ***	Account Balance	Donations for current Fiscal Year	
			Number of times on status quo within last two years	If below 15 members appears				If net loss is greater than 20% appears			If no report in 3 months appears in	When more than one year appears in	Number of repeat terms	Notes the officers that do not have an active	If no report at 12 months appears in red			
8274	GREENWICH	01/28/1954	Active	34	0	0	0	0.00%	34		0			N	SC	5		\$5,400.00
8276	HADLEY LUZERNE	03/25/1947	Active	15	1	1	0	0.00%	16	9	2		3	R	T,VP,SC	2		\$550.00
8161	HEUVELTON	04/18/1972	Active	8	0	1	-1	-11.11%	9	50	0		2	R	P,T,M,VP,SC	8		
8277	HOLLAND PATENT	06/12/1972	Active	12	0	5	-5	-29.41%	17	9	5				VP,SC	2		\$500.00
8164	LAKE PLACID	08/18/1939	Active	32	1	2	-1	-3.03%	33	40	0		5		VP,SC	7		\$50.00
67378	LISBON	02/28/2003	Active	21	1	0	1	5.00%	20		2		4		M,VP,SC	3		
8165	LONG LAKE	09/11/1957	Active	21	1	0	1	5.00%	20		5		3	R	M,SC	8		\$50.00
Exc Award (06/30/2023)																		
8168	MALONE	10/24/1949	Active	15	4	1	3	25.00%	11	21	0		8		M,VP,SC	3		\$1,000.00
127665	Marcy Telephone	05/27/2016	Active	9	0	0	0	0.00%	9		24		5		M,VP,SC	14		
8279	MECHANICVILLE-STILLWATER L C	01/13/1942	Active	28	0	0	0	0.00%	28		1			N	SC	4	90+ Days	\$150.00
8281	NEW HARTFORD NY MILLS WHITESTOWN	01/28/1948	Active	12	1	1	0	0.00%	12	9	0			N	SC	1		
8171	NEWCOMB	01/25/1966	Active	46	0	6	-6	-11.54%	51	6	1		3	N	M,SC	0		\$50.00
8173	OGDENSBURG	10/27/1955	Active	35	0	3	-3	-7.89%	38	29	4		2	R	SC	9		
8174	PERU	01/23/1945	Active	26	0	0	0	0.00%	26		10			N		1		\$1,920.00
Exc Award (06/30/2023)																		
8175	PLATTSBURGH	09/25/1939	Active	36	1	2	-1	-2.70%	37	2	0		3	N		0		\$1,000.00
Exc Award (06/30/2023)																		
8176	RAQUETTE RIVER	09/25/1936	Active	22	0	1	-1	-4.35%	23	5	2		2		M,VP,SC	3		\$250.00
8178	SARANAC LAKE	08/30/1939	Active(2)	5	5	4	1	25.00%	4	12	2		12	R	M,SC	3		
8287	SARATOGA SPRINGS	10/15/1925	Active	77	1	1	0	0.00%	78	26	4			N		2		\$190.00
8291	SAUQUOIT VALLEY	06/30/1955	Active	35	2	0	2	6.06%	34		0		4	R		1		\$900.00
Exc Award (06/30/2024)																		
8289	SCHUYLERVILLE	05/17/1962	Active	17	0	0	0	0.00%	17		8		6	R	M,SC	6		\$1,650.00
8290	SCOTIA-GLENVILLE	09/08/1954	Active	22	1	1	0	0.00%	23	46	5		5	R	M,SC	4		\$50.00
8292	SPECULATOR	05/15/1952	Active	15	9	8	1	7.14%	14	15	6				VP,SC	4		



Club Health Assessment for District 20 W through March 2025

					Membership							Reports					Finance		LCIF	
Club Number	Club Name	Charter Date	Status	Current Member Count	YTD Members Added	YTD Members Dropped	YTD Net Growth	YTD Net Growth%	Member Count 12 Months Ago	Avg. length of service for dropped members	Months Since Last MMR ***	Yrs. Since Last Officer Report	President Rotation	Vice President Reported ****	Months Since Last Activity Report ***	Account Balance	Donations for current Fiscal Year			
			Number of times on status quo within last two years	If below 15 members appears				If net loss is greater than 20% appears			If no report in 3 months appears in	When more than one year appears in	Number of repeat terms	Notes the officers that do not have an active	If no report at 12 months appears in red					
45321	TOWN OF GREENFIELD	08/09/1985	Active	33	1	0	1	3.13%	31		5		2	R	5		\$180.00			
	Exc Award (06/30/2022)																			
8293	TOWN OF HOOSICK	10/27/1960	Active	34	2	2	0	0.00%	34	4	2			N	M,SC	2	\$100.00			
8183	TOWN OF SCHROON	10/09/1957	Active	42	6	2	4	10.53%	41	4	0			N	SC	4	\$100.00			
	Exc Award (06/30/2022)																			
30570	TOWN OF WRIGHT/SCHOHARIE VLY	04/16/1975	Active	10	0	0	0	0.00%	10		11		None		P,S,M,VP,SC	11				
8184	TUPPER LAKE	08/12/1935	Active	44	6	0	6	15.79%	38		0		None	R	P,M,SC	1				
8296	UTICA	02/08/1924	Active	10	1	2	-1	-9.09%	11	39	1		None		P,M,VP,SC	1	\$1,000.00			
8297	WATERFORD	11/24/1939	Active	15	0	4	-4	-21.05%	19	9	6		5		M,VP,SC	16	\$100.00			
																90+ Days				
Current Total Clubs Count	YTD New Clubs Count	YTD Cancelled Clubs Count	YTD Net Club Gain	Current Total Members Count	YTD Add	YTD Drop	YTD Net Growth	YTD Net Growth %	Member Count 12 Months Ago	Average Member Count Per Club	% of Clubs with less than 20 members	% No MMR in 3 Months	% No Officer Report in 12 Months	% of Clubs with balance 90+ days	Number of Clubs in Status Quo	% Status Quo Clubs in Financial Suspension	Number of Cancelled Clubs	Average Cancelled Club Age	Members Lost Due to Cancellation	% of Clubs Cancelled for Non-Financial Reasons
48	0	0	0	1,250	73	87	-14	-1.11%	1,282	26	35%	42%	0%	8%	0	0%	0	0	0	0%

* - P - Priority Club. Cancellation Reasons: 1-Objectives/conduct, 2-Non-active club, 5-Non-existing club, 6-Disbanding, 7-Merger, 8-Financial Suspension, 9-District/Multiple District Dues.

** - Abbreviation: P-President, S-Secretary, T-Treasurer, M-Member Chairperson, VP-First Vice President, MC-Communications Chairperson, SC-Service Chairperson

*** - Abbreviation: N/R - Never reported using the Lions Clubs website, N/A - Not applicable, No password registered for the Lions Clubs website.

**** - Abbreviation: N - New, IP - Immediate Past, R - Repeat.



Club Health Assessment for District 20 Y through March 2025

Club Number	Club Name	Charter Date	Status	Membership							Reports					Finance	LCIF
				Current Member Count	YTD Members Added	YTD Members Dropped	YTD Net Growth	YTD Net Growth%	Member Count 12 Months Ago	Avg. length of service members	Months Since Last MMR ***	Yrs. Since Last Officer Report	President Rotation	Vice President Reported ****	Months Since Last Activity Report ***	Account Balance	Donations for current Fiscal Year
			Number of times on status quo within last two years	If below 15 members appears				If net loss is greater than 20% appears			If no report in 3 months appears in	When more than one year appears in	Number of repeat terms	Notes the officers that do not have an active	If no report at 12 months appears in red		
Clubs more than two years old																	
41155	BAINBRIDGE	04/05/1982	Active	45	4	4	0	0.00%	37	7	0			N	0		\$2,044.00
8187	BALDWINVILLE	09/01/1948	Active	14	3	5	-2	-12.50%	16	9	0		2	N	M,SC	2	\$71.00
8188	BINGHAMTON	11/19/1924	Active(1)	16	0	0	0	0.00%	15		4			N	SC	3	\$150.00
150240	Boonville	03/28/2022	Active	62	6	0	6	10.71%	67		2		4	N		2	\$145.00
	Exc Award (06/30/2023)																
8191	CAMDEN	11/13/1963	Active	29	6	2	4	16.00%	26	3	0			N	SC	1	\$536.00
	Exc Award (06/30/2023)																
8192	CANASTOTA	11/10/1947	Active	37	0	1	-1	-2.63%	38	5	6		7	R		0	\$1,844.00
	Exc Award (06/30/2018, 06/30/2023)																
8151	CAPE VINCENT	02/15/1971	Active	19	4	4	0	0.00%	20	14	1		11		M,VP,SC	1	\$595.00
8152	CARTHAGE	09/16/1940	Active	26	1	0	1	4.00%	31		6		7	R	M,SC	4	
8193	CAZENOVIA	04/17/1969	Active	33	1	0	1	3.13%	36		0		2	R	M	4	
8194	CENTRAL SQUARE	11/19/1948	Active	25	2	0	2	8.70%	23		1			N		0	\$523.00
	Exc Award (06/30/2020, 06/30/2023)																
8196	CHITTENANGO	12/15/1971	Active	45	1	0	1	2.27%	44		0			N		0	\$2,196.00
	Exc Award (06/30/2023)																
8154	CLAYTON	10/31/1955	Active	20	0	2	-2	-9.09%	22	14	4			N	M,SC	3	\$136.00
8199	COOPERSTOWN	12/08/1950	Active	44	5	4	1	2.33%	39	36	1		2		VP,SC	5	\$1,150.00
	Exc Award (06/30/2020, 06/30/2023)																
8156	CROGHAN	12/19/1958	Active	20	4	2	2	11.11%	19	2	1			N	SC	0	\$231.00
	Exc Award (06/30/2023)																
8201	DEPOSIT	04/18/1955	Active	13	3	0	3	30.00%	12		1			N		1	\$585.00
8202	DOWNSVILLE	08/19/1954	Active	13	1	0	1	8.33%	13		2				VP,SC	0	\$20.00
8204	ENDICOTT	09/14/1938	Active	7	0	0	0	0.00%	7		0			N		2	\$911.00
	Exc Award (06/30/2020, 06/30/2021)																
8207	FULTON	02/27/1953	Active	30	4	1	3	11.11%	28	29	1			N		0	\$622.00



Club Health Assessment for District 20 Y through March 2025

Club Number	Club Name	Charter Date	Status	Membership							Reports					Finance	LCIF
				Current Member Count	YTD Members Added	YTD Members Dropped	YTD Net Growth	YTD Net Growth%	Member Count 12 Months Ago	Avg. length of service for dropped members	Months Since Last MMR ***	Yrs. Since Last Officer Report	President Rotation	Vice President Reported ****	Months Since Last Activity Report ***	Account Balance	Donations for current Fiscal Year
			Number of times on status quo within last two years	If below 15 members appears				If net loss is greater than 20% appears			If no report in 3 months appears	When more than one year appears in	Number of repeat terms	Notes the officers that do not have an active	If no report at 12 months appears in red		
8208	GREENE	09/17/1951	Active	61	1	2	-1	-1.61%	64	5	0			N	0		\$448.00
	Exc Award (06/30/2020, 06/30/2023)																
146205	Hastings	05/19/2021	Active(1)	24	0	3	-3	-11.11%	27	3	5			N	0		\$39.00
	Exc Award (06/30/2023)																
8211	JOHNSON CITY	08/28/1947	Active(1)	11	0	4	-4	-26.67%	15	6	3		6	R	T,SC	2	
	Exc Award (06/30/2023)																
8166	LOWVILLE	10/10/1955	Active	47	4	4	0	0.00%	53	10	2		3	R		0	\$2,767.00
	Exc Award (06/30/2017, 06/30/2018, 06/30/2020)																
8215	MANLIUS	02/11/1947	Active	12	0	0	0	0.00%	12		9		7	R	M,SC	6	\$510.00
8216	MARATHON	07/12/1951	Active	28	3	1	2	7.69%	27	50	1			N	VP,SC	1	\$459.00
8217	MARTISCO	02/09/1970	Active	35	2	2	0	0.00%	32	2	4		2	R		2	\$927.00
8219	MC GRAW	02/24/1956	Active	16	2	0	2	14.29%	14		1		6	R	M	0	\$400.00
8222	MORRISVILLE	10/08/1959	Active	25	1	0	1	4.17%	27		2		3	N	SC	0	\$642.00
8225	NORTH SYRACUSE - LIVERPOOL	03/07/1956	Active	16	0	3	-3	-15.79%	19	8	0				M,VP	3	\$78.00
	Exc Award (06/30/2023)																
8230	ONEONTA	07/14/1930	Active	12	0	0	0	0.00%	12		7				VP,SC	4	\$10.00
8231	OSWEGO	01/31/1956	Active	16	0	4	-4	-20.00%	21	10	2		2	R	M,SC	3	\$65.50
8232	OXFORD	02/28/1967	Active	34	3	3	0	0.00%	34	23	0		2	N	M,VP,SC	5	\$65.00
8235	POMPEY	02/04/1965	Active	39	2	1	1	2.63%	38	5	6				VP	0	\$1,891.00
	Exc Award (06/30/2021, 06/30/2023)																
8236	PULASKI	11/16/1961	Active	15	0	0	0	0.00%	15		5		3	R		0	\$371.00
	Exc Award (06/30/2023)																
8237	RICHFIELD SPRINGS	11/25/1969	Active	10	0	7	-7	-41.18%	17	29	0		3	R		7	\$68.00
8239	ROME	10/21/1952	Active	31	4	2	2	6.90%	28	9	6				VP	2	\$717.00
	Exc Award (06/30/2022, 06/30/2023)																
8241	SKANEATELES	07/25/1951	Active	20	0	3	-3	-13.04%	23	1	6			R	SC	6	\$38.00
8242	SOLVAY-GEDDES-CAMILLUS LC	04/20/1951	Active	23	1	1	0	0.00%	23	73	5			IP		0	\$87.00



Club Health Assessment for District 20 Y through March 2025

			Status		Membership						Reports					Finance		LCIF		
Club Number	Club Name	Charter Date		Current Member Count	YTD Members Added	YTD Members Dropped	YTD Net Growth	YTD Net Growth%	Member Count 12 Months Ago	Avg. length of service for dropped members	Months Since Last MMR ***	Yrs. Since Last Officer Report	President Rotation	Vice President Reported ****	Months Since Last Activity Report ***	Account Balance	Donations for current Fiscal Year			
			Number of times on status quo within last two years	If below 15 members appears	If net loss is greater than 20% appears						If no report in 3 months appears in	When more than one year appears in	Number of repeat terms	Notes the officers that do not have an active	If no report at 12 months appears in red					
8179	SOUTH JEFFERSON	11/02/1950	Active	21	0	1	-1	-4.55%	25	2	4			N	0		\$389.00			
Exc Award (06/30/2018, 06/30/2020, 06/30/2021)																				
8167	SOUTH LEWIS L C	04/10/1947	Active	24	2	1	1	4.35%	24	2	0		2	VP	0		\$64.00			
Exc Award (06/30/2021, 06/30/2023)																				
130655	Syracuse CVR	04/06/2017	Active	11	0	8	-8	-42.11%	19	3	2			R M,SC	4		\$10.00			
8244	SYRACUSE EASTWOOD	05/29/1947	Active	9	0	3	-3	-25.00%	16	20	1		8 R	M,SC	4					
8243	SYRACUSE HOST	04/04/1924	Active	31	9	5	4	14.81%	28	10	1			N	0		\$2,350.00			
Exc Award (06/30/2020, 06/30/2022, 06/30/2023)																				
140895	Syracuse Upstate Diabetes	02/14/2020	Active	12	0	0	0	0.00%	12		7		2	VP,SC	24+		\$10.00			
8181	TOWN OF BROWNVILLE	11/19/1958	Active	12	1	0	1	9.09%	11		2		8 R	VP,SC	5		\$15.00			
8250	WALTON	05/20/1964	Active	14	0	10	-10	-41.67%	24	10	6			N M,SC	8		\$122.00			
8186	WATERTOWN	08/12/1938	Active	9	4	2	2	28.57%	7	6	0			IP SC	2	90+ Days	\$25.00			
8251	WEST CORNERS	02/28/1962	Active	16	0	0	0	0.00%	16		7			VP,SC	4		\$24.00			
8253	WINDSOR	09/25/1947	Active	20	0	0	0	0.00%	20		8			N SC	1		\$340.00			
Exc Award (06/30/2022)																				
Current Total Clubs Count	YTD New Clubs Count	YTD Cancelled Clubs Count	YTD Net Club Gain	Current Total Members Count	YTD Add	YTD Drop	YTD Net Growth	YTD Net Growth %	Member Count 12 Months Ago	Average Member Count Per Club	% of Clubs with less than 20 members	% No MMR in 3 Months	% No Officer Report in 12 Months	% of Clubs with balance 90+ days	Number of Clubs in Status Quo	% Status Quo Clubs in Financial Suspension	Number of Cancelled Clubs	Average Cancelled Club Age	Members Lost Due to Cancellation	% of Clubs Cancelled for Non-Financial Reasons
48	0	0	0	1,152	84	95	-11	-0.95%	1,196	24	44%	40%	0%	2%	0	0%	0	0	0	0%

* - P - Priority Club. Cancellation Reasons: 1-Objectives/conduct, 2-Non-active club, 5-Non-existing club, 6-Disbanding, 7-Merger, 8-Financial Suspension, 9-District/Multiple District Dues.

** - Abbreviation: P-President, S-Secretary, T-Treasurer, M-Member Chairperson, VP-First Vice President, MC-Communications Chairperson, SC-Service Chairperson

*** - Abbreviation: N/R - Never reported using the Lions Clubs website, N/A - Not applicable, No password registered for the Lions Clubs website.

**** - Abbreviation: N - New, IP - Immediate Past, R - Repeat.



Club Health Assessment for District 20 O through March 2025

Club Number	Club Name	Charter Date	Status	Membership							Reports					Finance	LCIF
				Current Member Count	YTD Members Added	YTD Members Dropped	YTD Net Growth	YTD Net Growth%	Member Count 12 Months Ago	Avg. length of service members	Months Since Last MMR ***	Yrs. Since Last Officer Report	President Rotation	Vice President Reported ****	Months Since Last Activity Report ***	Account Balance	Donations for current Fiscal Year
			Number of times on status quo within last two years	If below 15 members appears				If net loss is greater than 20% appears			If no report in 3 months appears in	When more than one year appears in	Number of repeat terms	Notes the officers that do not have an active	If no report at 12 months appears in red		
Clubs more than two years old																	
8298	AMENIA	10/05/1948	Active	25	2	11	-9	-26.47%	34	24	0			N	SC	3	\$250.00
127183	Beacon Community	03/31/2016	Active	11	1	0	1	10.00%	10		5		3	R	M,SC	6	
8300	BETHEL	06/05/1967	Active	33	0	2	-2	-5.71%	34	12	3		4	N		1	\$400.00
8302	CHATHAM	05/04/1955	Active	35	2	3	-1	-2.78%	36	27	0			N	T,SC	0	\$1,000.00
8303	CORNWALL	09/30/1932	Active	51	3	6	-3	-5.56%	52	31	2			N		0	\$1,650.00
Exc Award (06/30/2024)																	
110423	ELDRED	02/24/2011	Active	16	0	0	0	0.00%	16		12		11	R	M,VP,SC	4	
8305	FLORIDA	05/28/1962	Active	12	1	0	1	9.09%	11		6		11	N	SC	3	\$530.00
68732	GOSHEN	04/21/2003	Active	24	1	7	-6	-20.00%	32	11	0			R	SC	0	\$470.00
Exc Award (06/30/2018)																	
102626	GREATER WASHINGTONVILLE	06/24/2008	Active	5	0	1	-1	-16.67%	6	3	2		5	R	M,SC	0	
8308	GREENWOOD LAKE	11/26/1951	Active	33	15	1	14	73.68%	20	37	0			N		2	\$950.00
Exc Award (06/30/2024)																	
8311	HUDSON	08/20/1941	Active	20	0	0	0	0.00%	22		0		2	R	M,VP,SC	3	\$120.00
8312	HURLEY	04/27/1955	Active	22	3	6	-3	-12.00%	25	19	1		2	R	M,SC	3	\$470.00
8313	HYDE PARK	11/26/1941	Active	14	1	1	0	0.00%	15	26	6		6	R	M	6	\$240.00
8314	JEFFERSONVILLE	04/28/1947	Active	10	0	0	0	0.00%	10		2		23	R	SC	15	\$1,000.00
8316	KINGSTON	05/28/1941	Active	21	2	0	2	10.53%	19		2		10	R	SC	3	
8317	LA GRANGE L C	04/19/1967	Active	24	2	0	2	9.09%	24		0			N	SC	0	\$500.00
Exc Award (06/30/2024)																	
8319	LIBERTY	08/19/1932	Active	15	0	0	0	0.00%	15		11		10	R	SC	4	90+ Days
40107	LUMBERLAND	06/29/1981	Active	30	1	0	1	3.45%	30		5		12	R	M,SC	3	\$400.00
8320	MAMAKATING L C	05/13/1968	Active	15	2	1	1	7.14%	14	2	1		2	R	SC	1	
8321	MARLBORO MILTON	01/30/1947	Active	74	18	0	18	32.14%	57		0			N	SC	0	\$3,325.00
Exc Award (06/30/2022, 06/30/2023, 06/30/20																	



Club Health Assessment for District 20 O through March 2025

			Status	Membership							Reports					Finance	LCIF	
Club Number	Club Name	Charter Date		Current Member Count	YTD Members Added	YTD Members Dropped	YTD Net Growth	YTD Net Growth%	Member Count 12 Months Ago	Avg. length of service for dropped members	Months Since Last MMR ***	Yrs. Since Last Officer Report	President Rotation	Vice President Reported ****	Months Since Last Activity Report ***	Account Balance	Donations for current Fiscal Year	
			Number of times on status quo within last two years	If below 15 members appears					If net loss is greater than 20% appears			If no report in 3 months appears in	When more than one year appears in	Number of repeat terms	Notes the officers that do not have an active	If no report at 12 months red		
8322	MIDDLETOWN	09/09/1936	Active	61	3	0	3	5.17%	64		2			R	1		\$565.00	
45081	MINISINK VALLEY	06/27/1985	Active	20	13	1	12	150.00%	9	3	0				VP,SC	3		
8325	MONROE	05/02/1961	Active	26	0	0	0	0.00%	25		9		3	R	M,SC	2	\$1,200.00	
Exc Award (06/30/2024)																		
8328	NEW WINDSOR	11/30/1953	Active	4	0	0	0	0.00%	4		21		3	R	M,VP,SC	24+		
8326	NEWBURGH	11/19/1923	Active	22	2	0	2	10.00%	22		4			N		0	\$450.00	
8330	NORTHERN COLUMBIA	12/16/1947	Active	19	1	2	-1	-5.00%	21	42	1			N	SC	8	\$300.00	
8332	OTISVILLE	11/05/1953	Active	13	0	3	-3	-18.75%	16	23	2		11		M,VP,SC	23		
8333	PAWLING	05/04/1955	Active	19	0	2	-2	-9.52%	21	6	0			R	M,SC	0		
46398	PINE BUSH	06/26/1986	Active	26	5	0	5	23.81%	23		1		2	N		1	\$335.00	
8334	PINE PLAINS	10/15/1953	Active	27	2	3	-1	-3.57%	29	27	1			N	M,SC	4	\$100.00	
8336	PLEASANT VALLEY	01/18/1954	Active	29	10	1	9	45.00%	22	0	1			N	M,VP,SC	0	\$750.00	
40355	RHINEBECK	09/25/1981	Active	42	7	0	7	20.00%	34		0		6	R		0	\$1,000.00	
8340	RIP VAN WINKLE	09/17/1953	Active	52	4	2	2	4.00%	50	5	1			N	M,SC	24+		
8342	RONDOUT VALLEY	10/18/1950	Active	29	5	3	2	7.41%	26	43	0		2	N	M,SC	7	\$2,870.00	
8343	SAUGERTIES	10/14/1932	Active	28	3	0	3	12.00%	26		6		4		T,M,VP,SC	0	\$1,450.00	
8344	STANFORD	06/24/1958	Active	18	0	0	0	0.00%	18		17		6	R	SC	24+	\$50.00	
8345	THE TOWN OF DOVER	10/21/1948	Active	48	4	3	1	2.13%	47	4	0		3	R	M,SC	0	\$1,335.00	
Exc Award (06/30/2024)																		
37509	TOWN OF DEERPARK	09/17/1979	Active	11	0	0	0	0.00%	15		9		3	R	VP	2	\$50.00	
8347	TOWN OF ESOPUS	05/23/1955	Active	2	0	0	0	0.00%	2		12		13		S,M,VP,SC	24+		
8354	TOWN OF FALLSBURG L C	03/15/1951	Active	43	0	0	0	0.00%	43		5			N	SC	0	\$200.00	
8348	TOWN OF HIGHLAND	10/28/1953	Active	31	2	0	2	6.90%	29		1			R	SC	0	\$50.00	
8352	TOWN OF WOODBURY	02/08/1962	Active	21	0	2	-2	-8.70%	24	26	1			N	M,SC	2	\$1,000.00	
34627	TRI-VALLEY	11/18/1977	Active	45	4	2	2	4.65%	42	25	0		4	R	SC	0	\$335.00	



Club Health Assessment for District 20 O through March 2025

			Status		Membership						Reports					Finance		LCIF		
Club Number	Club Name	Charter Date			Current Member Count	YTD Members Added	YTD Members Dropped	YTD Net Growth	YTD Net Growth%	Member Count 12 Months Ago	Avg. length of service for members	Months Since Last MMR ***	Yrs. Since Last Officer Report	President Rotation	Vice President Reported ****	Months Since Last Activity Report ***	Account Balance	Donations for current Fiscal Year		
			Number of times on status quo within last two years		If below 15 members appears				If net loss is greater than 20% appears			If no report in 3 months appears in	When more than one year appears in	Number of repeat terms	Notes the officers that do not have an active	If no report at 12 months appears in red				
33421	TUSTEN L C	03/15/1977	Active		4	0	0	0	0.00%	4		9		15	N SC	24+				
8356	WALLKILL	03/30/1955	Active		40	5	1	4	11.11%	38	24	0		2	R M,SC	3		\$300.00		
8358	WARWICK	12/13/1948	Active		44	6	1	5	12.82%	45	56	0		2	R	0		\$2,571.00		
Current Total Clubs Count	YTD New Clubs Count	YTD Cancelled Clubs Count	YTD Net Club Gain	Current Total Members Count	YTD Add	YTD Drop	YTD Net Growth	YTD Net Growth %	Member Count 12 Months Ago	Average Member Count Per Club	% of Clubs with less than 20 members	% No MMR in 3 Months	% No Officer Report in 12 Months	% of Clubs with balance 90+ days	Number of Clubs in Status Quo	% Status Quo Clubs in Financial Suspension	Number of Cancelled Clubs	Average Cancelled Club Age	Members Lost Due to Cancellation	% of Clubs Cancelled for Non-Financial Reasons
46	0	0	0	1,214	130	65	65	5.66%	1,181	26	35%	35%	0%	2%	0	0%	0	0	0	0%

* - P - Priority Club. Cancellation Reasons: 1-Objectives/conduct, 2-Non-active club, 5-Non-existing club, 6-Disbanding, 7-Merger, 8-Financial Suspension, 9-District/Multiple District Dues.

** - Abbreviation: P-President, S-Secretary, T-Treasurer, M-Member Chairperson, VP-First Vice President, MC-Communications Chairperson, SC-Service Chairperson

*** - Abbreviation: N/R - Never reported using the Lions Clubs website, N/A - Not applicable, No password registered for the Lions Clubs website.

**** - Abbreviation: N - New, IP - Immediate Past, R - Repeat.



Club Health Assessment for District 20 R1 through March 2025

Club Number	Club Name	Charter Date	Status	Membership							Reports					Finance	LCIF
				Current Member Count	YTD Members Added	YTD Members Dropped	YTD Net Growth	YTD Net Growth%	Member Count 12 Months Ago	Avg. length of service for dropped members	Months Since Last MMR ***	Yrs. Since Last Officer Report	President Rotation	Vice President Reported ****	Months Since Last Activity Report ***	Account Balance	Donations for current Fiscal Year
			Number of times on status quo within last two years	If below 15 members appears				If net loss is greater than 20% appears			If no report in 3 months appears in	When more than one year appears in	Number of repeat terms	Notes the officers that do not have an active	If no report at 12 months red		
Clubs less than two years old																	
154408	Rockland Centennial Hybrid	05/17/2023	Active	30	8	1	7	30.43%	25	0	0			N	M,SC	3	\$1,100.00
Clubs more than two years old																	
8379	ARMONK	08/29/1939	Active	18	0	0	0	0.00%	20		6		3	R	M,SC	24+	
8360	BEDFORD HILLS	05/31/1939	Active	21	0	1	-1	-4.55%	22	62	3		4	R		1	
	Exc Award (06/30/2021)																
8361	BEDFORD VILLAGE	12/11/1946	Active	23	0	0	0	0.00%	25		7		14	R	M,VP,SC	15	
8362	BLAUVELT	05/28/1953	Active	39	6	1	5	14.71%	35	2	0			N	SC	2	\$2,150.00
	Exc Award (06/30/2024)																
8363	BREWSTER	03/15/1927	Active	9	0	0	0	0.00%	13		7		8		M,VP,SC	18	90+ Days
38283	CARMEL KENT L C	04/08/1980	Active	14	0	2	-2	-12.50%	16	23	0				M,VP,SC	1	\$50.00
8377	CLARKSTOWN	05/26/1959	Active(1)	11	2	2	0	0.00%	11	3	2				M,VP	20	\$2,710.00
8366	COLD SPRING	01/06/1939	Active	21	1	6	-5	-19.23%	26	6	3			N	T,M,SC	24+	\$500.00
8368	CROTON ON HUDSON	10/26/1939	Active	31	13	8	5	19.23%	21	9	0		2	N	VP,SC	3	\$1,120.00
8370	HENDRICK HUDSON	01/07/1954	Active	21	0	0	0	0.00%	23		8			R		16	\$50.00
8373	LEWISBORO L C	03/05/1958	Active	43	1	1	0	0.00%	42	5	4		7	N	SC	1	
8376	MOUNT KISCO	11/23/1925	Active	30	6	4	2	7.14%	24	9	5				M,VP,SC	0	
	Exc Award (06/30/2024)																
30233	NORTH ROCKLAND	02/17/1975	Active	12	0	0	0	0.00%	12		7		2	R	M,SC	3	\$250.00
8380	NORTH SALEM	10/16/1967	Active	35	6	0	6	20.69%	29		2			R	M,SC	12	\$1,000.00
8384	PEARL RIVER	06/09/1949	Active	34	3	0	3	9.68%	29		0			R		0	\$3,282.00
	Exc Award (06/30/2017, 06/30/2018, 06/30/2020)																
8385	PEEKSKILL	05/09/1934	Active	9	0	1	-1	-10.00%	10	42	3		12	R	M,SC	20	
123415	Piermont	10/23/2014	Cancelled(8*)	0	0	11	-11	-100.00%	11	9	0	1	None		P,S,T,M,VP SC	24+	90+ Days
8386	PLEASANTVILLE	12/23/1930	Active	46	2	0	2	4.55%	42		6				S,M,VP,SC	24+	\$25.00
8374	RAMAPO	10/13/1964	Active	15	0	0	0	0.00%	15		6		2		M,VP,SC	7	90+ Days



Club Health Assessment for District 20 R1 through March 2025

			Status	Membership						Reports					Finance	LCIF		
Club Number	Club Name	Charter Date		Current Member Count	YTD Members Added	YTD Members Dropped	YTD Net Growth	YTD Net Growth%	Member Count 12 Months Ago	Avg. length of service for dropped members	Months Since Last MMR ***	Yrs. Since Last Officer Report	President Rotation	Vice President Reported ****	Months Since Last Activity Report ***	Account Balance	Donations for current Fiscal Year	
			Number of times on status quo within last two years	If below 15 members appears				If net loss is greater than 20% appears			If no report in 3 months appears in	When more than one year appears in	Number of repeat terms	Notes the officers that do not have an active	If no report at 12 months appears in red			
78171	ROCKLAND INDO-AMERICAN	01/30/2004	P- Active(1)	0	0	0	0	0.00%	0		16	1	None	P,S,T,M,VP SC	24+			
	Exc Award (06/30/2017)																	
8388	SOMERS	06/21/1966	Active	117	6	7	-1	-0.85%	117	12	1			N	SC	5	90+ Days	\$100.00
	Exc Award (06/30/2023)																	
8391	STONY POINT	10/04/1944	Active(2)	18	19	19	0	0.00%	18	24	2		4		M,VP,SC	24+		
8392	SUFFERN	12/06/1939	Active	9	0	3	-3	-25.00%	13	1	3		4	R	SC	0		\$200.00
8393	THORNWOOD	01/26/1956	Active(1)	17	5	6	-1	-5.56%	18	19	5				P,T,M,VP,SC	24+	90+ Days	
8394	VALHALLA	10/24/1963	Active	25	0	0	0	0.00%	25		7			N		0		\$360.00
8397	YORKTOWN	11/29/1960	Active	56	3	4	-1	-1.75%	57	21	2		3	N	SC	0		\$1,150.00

Clubs Cancelled Previous Fiscal Year – Clubs Cancelled within last 12 months may be reinstated

Club Number	Club Name	Charter Date	Current Status*	Cancellation Date
131108	Mahopac	06/27/2017	Cancelled(8*)	06/29/2024
133600	Rockland Universal	01/10/2018	Cancelled(8*)	06/29/2024

Current Total Clubs Count	YTD New Clubs Count	YTD Cancelled Clubs Count	YTD Net Club Gain	Current Total Members Count	YTD Add	YTD Drop	YTD Net Growth	YTD Net Growth %	Member Count 12 Months Ago	Average Member Count Per Club	% of Clubs with less than 20 members	% No MMR in 3 Months	% No Officer Report in 12 Months	% of Clubs with balance 90+ days	Number of Clubs in Status Quo	% Status Quo Clubs in Financial Suspension	Number of Cancelled Clubs	Average Cancelled Club Age	Members Lost Due to Cancellation	% of Clubs Cancelled for Non-Financial Reasons
26	0	1	-1	704	81	77	4	0.57%	699	27	42%	62%	4%	15%	0	0%	1	24	11	-200%

* - P - Priority Club. Cancellation Reasons: 1-Objectives/conduct, 2-Non-active club, 5-Non-existing club, 6-Disbanding, 7-Merger, 8-Financial Suspension, 9-District/Multiple District Dues.

** - Abbreviation: P-President, S-Secretary, T-Treasurer, M-Member Chairperson, VP-First Vice President, MC-Communications Chairperson, SC-Service Chairperson

*** - Abbreviation: N/R - Never reported using the Lions Clubs website, N/A - Not applicable, No password registered for the Lions Clubs website.

**** - Abbreviation: N - New, IP - Immediate Past, R - Repeat.



Club Health Assessment for District 20 R2 through March 2025

			Status	Membership							Reports					Finance		LCIF
Club Number	Club Name	Charter Date		Current Member Count	YTD Members Added	YTD Members Dropped	YTD Net Growth	YTD Net Growth%	Member Count 12 Months Ago	Avg. length of service for dropped members	Months Since Last MMR ***	Yrs. Since Last Officer Report	President Rotation	Vice President Reported ****	Months Since Last Activity Report ***	Account Balance	Donations for current Fiscal Year	
			Number of times on status quo within last two years	If below 15 members appears					If net loss is greater than 20% appears		If no report in 3 months appears in	When more than one year appears in	Number of repeat terms	Notes the officers that do not have appears in an active	If no report at 12 months red			
Clubs less than two years old																		
156452	New York Agape Foundation	11/10/2023	Active	20	23	23	0	0.00%	23	1	0		2	S,T,M,VP,SC	1	90+ Days		
Clubs more than two years old																		
8404	ARDSLEY-DOBBS FERRY-I -T R L C	06/06/1949	Active(2)	6	0	0	0	0.00%	6		19		6	S,VP,SC	24+	90+ Days	\$20.00	
8410	LARCHMONT MAMARONECK	09/28/1923	Active	59	7	0	7	13.46%	50		2		2	N	0		\$574.59	
Exc Award (06/30/2022, 06/30/2024)																		
8411	MOUNT VERNON	01/30/1923	Active	14	0	1	-1	-6.67%	15	34	7		11	M,VP,SC	7		\$100.00	
8412	NEW ROCHELLE	01/03/1923	Active	23	1	3	-2	-8.00%	25	20	0		9	R SC	0			
105886	NEW YORK ANN SULLIVAN-WHITE PLAINS	06/17/2009	Active	18	3	3	0	0.00%	18	4	0			N SC	0		\$3,834.60	
33308	NEW YORK ASIAN-AM	02/25/1977	Active(2)	12	0	0	0	0.00%	12		16		7	M,VP,SC	N/R	90+ Days		
123720	New York Bangladeshi American	12/01/2014	Active	160	39	14	25	18.52%	126	5	0			N T,SC	17		\$6,250.00	
Exc Award (06/30/2022)																		
62565	NEW YORK BARAHONA	12/20/1999	Active	16	0	0	0	0.00%	16		6			N P,M	0		\$200.00	
Exc Award (06/30/2016, 06/30/2023)																		
8414	NEW YORK BORINQUEN	05/03/1966	Active	20	2	5	-3	-13.04%	25	15	0		2	N M,VP	1		\$1,100.00	
Exc Award (06/30/2018)																		
150285	New York Builders for Hope	05/26/2022	Active	28	0	0	0	0.00%	28		10			S,T,M,VP,SC	5			
111408	NEW YORK CITY 5TH AVENUE	06/20/2011	Active(2)	10	7	11	-4	-28.57%	14	8	1			S,T,M,VP,SC	N/A	90+ Days		
107309	NEW YORK CITY SUNY OPTOMETRY	01/25/2010	Active	21	12	11	1	5.00%	20	1	5			N T,M,SC	24+	90+ Days		
47597	NEW YORK COSMOPOLITAN	06/30/1987	Active(1)	23	3	0	3	15.00%	20		0		2	R	24+	90+ Days	\$540.00	
44716	NEW YORK EAGLE	03/20/1985	Active(1)	11	0	3	-3	-21.43%	12	8	3		2	M,VP,SC	2	90+ Days		
Exc Award (06/30/2018)																		
111416	NEW YORK FINANCIAL DISTRICT	06/22/2011	Active(1)	68	1	8	-7	-9.33%	74	3	1		12	N M,SC	24+	90+ Days	\$50.00	
126255	New York Global Leaders	11/25/2015	Active	24	2	0	2	9.09%	21		3		10	R	24+	90+ Days		
35541	NEW YORK HIGHBRIDGE	05/10/1978	Active	22	0	0	0	0.00%	22		12		2	N VP	9		\$1,100.00	




Club Health Assessment for District 20 R2 through March 2025

			Status	Membership							Reports					Finance		LCIF
Club Number	Club Name	Charter Date		Current Member Count	YTD Members Added	YTD Members Dropped	YTD Net Growth	YTD Net Growth%	Member Count 12 Months Ago	Avg. length of service for dropped members	Months Since Last MMR ***	Yrs. Since Last Officer Report	President Rotation	Vice President Reported ****	Months Since Last Activity Report ***	Account Balance	Donations for current Fiscal Year	
			Number of times on status quo within last two years	If below 15 members appears				If net loss is greater than 20% appears			If no report in 3 months appears in	When more than one year appears in	Number of repeat terms	Notes the officers that do not have an active	If no report at 12 months appears in red			
8420	NEW YORK HUNTS POINT	11/18/1970	Active	7	0	0	0	0.00%	7		39			M,VP,SC	N/R			
58501	NEW YORK IMPACTO	06/28/1996	Active	57	4	0	4	7.55%	56		0		2	N	0		\$860.00	
	Exc Award (06/30/2018, 06/30/2023)																	
36376	NEW YORK JAPANESE AMERICAN	12/29/1978	Active	19	0	1	-1	-5.00%	21	15	6		2	VP,SC	12		\$2,000.00	
	Exc Award (06/30/2023)																	
29787	NEW YORK KOREAN-AMERICAN	09/25/1974	Active(1)	12	0	0	0	0.00%	13		10		9	VP,SC	24+			
47553	NEW YORK MANILA	06/26/1987	Active	18	0	0	0	0.00%	17		10			N VP,SC	N/R		\$100.00	
152141	New York New Jersey Prominent Hearts	08/05/2022	Active	20	0	6	-6	-23.08%	26	2	3		2	VP,SC	N/R	90+ Days		
8423	NEW YORK PHIL-AM	09/15/1971	Active	269	1	0	1	0.37%	256		3			N	2		\$1,050.00	
	Exc Award (06/30/2020, 06/30/2023)																	
32071	NEW YORK WASHINGTON HTS INWOOD	04/22/1976	Active	17	0	0	0	0.00%	17		9			R M,VP,SC	24+			
8431	RYE CITY	12/12/1927	Active	32	13	3	10	45.45%	24	12	5			N SC	24+			
8434	STATEN ISLAND	10/19/1922	Active	11	2	6	-4	-26.67%	16	3	6		2	R T,M,VP,SC	7	90+ Days	\$776.00	
100044	STATEN ISLAND NORTH STAR	08/20/2007	Active	37	4	6	-2	-5.13%	39	14	3		3	N	0		\$150.00	
	Exc Award (06/30/2016)																	
44624	STATEN ISLAND ROYAL	02/06/1985	Active	9	1	0	1	12.50%	8		7		6	M,VP,SC	24+			
48997	STATEN ISLAND UNITED ASIAN	11/04/1988	Active	18	0	0	0	0.00%	18		8		5	R VP,SC	24+			
8435	THE BRONX	05/16/1923	Active	20	4	1	3	17.65%	15	50	2		2	VP,SC	1			
	Exc Award (06/30/2024)																	
8439	TUCKAHOE EASTCHESTER	06/25/1925	Active	25	3	0	3	13.64%	24		2			R SC	5		\$500.00	
8441	YONKERS	05/22/1922	Active(2)	22	0	0	0	0.00%	22		5			R VP,SC	24+			
59020	YONKERS MILLENNIUM	01/17/1997	Active	45	8	1	7	18.42%	38	12	6			N	8		\$30.00	
	Exc Award (06/30/2016, 06/30/2017, 06/30/2020)																	



Club Health Assessment for District 20 R2 through March 2025

			Status	Membership							Reports					Finance	LCIF
Club Number	Club Name	Charter Date		Current Member Count	YTD Members Added	YTD Members Dropped	YTD Net Growth	YTD Net Growth%	Member Count 12 Months Ago	Avg. length of service for dropped members	Months Since Last MMR ***	Yrs. Since Last Officer Report	President Rotation	Vice President Reported ****	Months Since Last Activity Report ***	Account Balance	Donations for current Fiscal Year
			Number of times on status quo within last two years	If below 15 members appears				If net loss is greater than 20% appears			If no report in 3 months appears in	When more than one year appears in	Number of repeat terms	Notes the officers that do not have an active	If no report at 12 months appears in red		

Clubs Cancelled Previous Fiscal Year – Clubs Cancelled within last 12 months may be reinstated

Club Number	Club Name	Charter Date	Current Status*	Cancellation Date
8424	NEW YORK PAN AMERICAN	04/18/1970	Cancelled(8*)	06/29/2024

Current Total Clubs Count	YTD New Clubs Count	YTD Cancelled Clubs Count	YTD Net Club Gain	Current Total Members Count	YTD Add	YTD Drop	YTD Net Growth	YTD Net Growth %	Member Count 12 Months Ago	Average Member Count Per Club	% of Clubs with less than 20 members	% No MMR in 3 Months	% No Officer Report in 12 Months	% of Clubs with balance 90+ days	Number of Clubs in Status Quo	% Status Quo Clubs in Financial Suspension	Number of Cancelled Clubs	Average Cancelled Club Age	Members Lost Due to Cancellation	% of Clubs Cancelled for Non-Financial Reasons
35	0	0	0	1,193	140	106	34	2.93%	1,144	34	43%	66%	0%	31%	0	0%	0	0	0	0%

* - P - Priority Club. Cancellation Reasons: 1-Objectives/conduct, 2-Non-active club, 5-Non-existing club, 6-Disbanding, 7-Merger, 8-Financial Suspension, 9-District/Multiple District Dues.

** - Abbreviation: P-President, S-Secretary, T-Treasurer, M-Member Chairperson, VP-First Vice President, MC-Communications Chairperson, SC-Service Chairperson

*** - Abbreviation: N/R - Never reported using the Lions Clubs website, N/A - Not applicable, No password registered for the Lions Clubs website.

**** - Abbreviation: N - New, IP - Immediate Past, R - Repeat.



Club Health Assessment for District 20 K1 through March 2025

			Status	Membership							Reports					Finance		LCIF
Club Number	Club Name	Charter Date		Current Member Count	YTD Members Added	YTD Members Dropped	YTD Net Growth	YTD Net Growth%	Member Count 12 Months Ago	Avg. length of service for dropped members	Months Since Last MMR ***	Yrs. Since Last Officer Report	President Rotation	Vice President Reported ****	Months Since Last Activity Report ***	Account Balance	Donations for current Fiscal Year	
			Number of times on status quo within last two years	If below 15 members appears				If net loss is greater than 20% appears			If no report in 3 months appears in	When more than one year appears in	Number of repeat terms	Notes the officers that do not have an active	If no report at 12 months appears in red			
Clubs less than two years old																		
157398	Brooklyn Together We Stand	05/30/2024	Active	24	4	0	4	20.00%	0		0		3	S,VP,SC	0		\$60.00	
178767	Brooklyn Your Life Matters	09/23/2024	Active	23	24	1	23	100.00%	0	0	2			N SC	1			
178866	Queens Latinos Americanos	12/12/2024	Active	22	22	0	22	100.00%	0		2			P,VP,SC	1			
Clubs more than two years old																		
134942	Arverne Visionary	06/20/2018	Active	26	4	4	0	0.00%	26	5	5			N	0	90+ Days	\$132.00	
64694	BKLYN RISING STARS O E FLTBUSH Exc Award (06/30/2021)	09/24/2001	Active	15	0	0	0	0.00%	17		9			M,VP,SC	8		\$230.00	
34169	BKLYN STARRETT CITY SPRING CRK	06/30/1977	Active(1)	15	0	0	0	0.00%	12		10	1	None	P,S,T,M,VP SC	3	90+ Days		
103715	BROOKLYN ALPHA Exc Award (06/30/2023)	10/02/2008	Active	17	0	0	0	0.00%	17		6		6	R SC	0		\$902.00	
8446	BROOKLYN BEDFORD STUYVES Exc Award (06/30/2022, 06/30/2023)	09/09/1970	Active	48	0	0	0	0.00%	48		1		2	R	0		\$2,490.00	
101249	BROOKLYN BRIDGE	02/21/2008	Active	11	1	3	-2	-15.38%	13	16	0			P,VP,SC	5			
8451	BROOKLYN CANARSIE Exc Award (06/30/2023)	02/13/1957	Active(1)	119	13	1	12	11.22%	103	1	2		3	R VP,SC	1		\$50.00	
8449	BROOKLYN CARIBE	10/15/1973	Active	32	0	0	0	0.00%	31		5			N	5			
48584	BROOKLYN CENTRAL Exc Award (06/30/2021, 06/30/2023)	05/16/1988	Active	47	1	1	0	0.00%	47	4	3			N M	0		\$1,392.00	
51330	BROOKLYN CLARENDON MEADOWS	02/22/1991	Active(2)	18	0	0	0	0.00%	18		21		None	P,S,T,M,VP SC	8	90+ Days		
41319	BROOKLYN CLINTON HILL	05/17/1982	Active	21	0	0	0	0.00%	20		9			N	6		\$100.00	
32790	BROOKLYN CROWN HEIGHTS Exc Award (06/30/2021, 06/30/2022, 06/30/2023)	10/20/1976	Active	56	0	0	0	0.00%	62		0			R VP	1		\$1,585.00	
8452	BROOKLYN EAST NEW YORK Exc Award (06/30/2019)	01/07/1957	Active	23	1	0	1	4.55%	23		8		2	R	1		\$1,775.00	
49501	BROOKLYN FARRAGUT	05/18/1989	Active	21	0	0	0	0.00%	21		12		2	R	7	90+ Days		



Club Health Assessment for District 20 K1 through March 2025

			Status	Membership							Reports					Finance		LCIF
Club Number	Club Name	Charter Date		Current Member Count	YTD Members Added	YTD Members Dropped	YTD Net Growth	YTD Net Growth%	Member Count 12 Months Ago	Avg. length of service for dropped members	Months Since Last MMR ***	Yrs. Since Last Officer Report	President Rotation	Vice President Reported ****	Months Since Last Activity Report ***	Account Balance	Donations for current Fiscal Year	
			Number of times on status quo within last two years	If below 15 members appears				If net loss is greater than 20% appears			If no report in 3 months appears in	When more than one year appears in	Number of repeat terms	Notes the officers that do not have an active	If no report at 12 months appears in red			
149819	Brooklyn First Responders	02/09/2022	Active	33	1	1	0	0.00%	40	3	0		4	R	6			
130061	Brooklyn Jefferson Exc Award (06/30/2023)	02/14/2017	Active	23	3	0	3	15.00%	20		3			VP	0		\$4,216.00	
48918	BROOKLYN KINGS COUNTY Exc Award (06/30/2019)	09/30/1988	Active	39	1	2	-1	-2.50%	40	19	1		2	R	SC	0	\$16.00	
121657	Brooklyn Leaders Exc Award (06/30/2018, 06/30/2019, 06/30/2020)	03/25/2014	Active	48	1	9	-8	-14.29%	56	6	6			N		6	\$100.00	
104021	BROOKLYN METROPOLIS Exc Award (06/30/2019, 06/30/2021, 06/30/2022)	11/24/2008	Active	60	4	2	2	3.45%	59	6	1			N		6	90+ Days \$4,582.00	
52593	BROOKLYN MID BEDFORD HEIGHTS	03/02/1992	Active	37	7	0	7	23.33%	37		0			N	VP	0	\$5,300.00	
97454	BROOKLYN MIDWOOD Exc Award (06/30/2019, 06/30/2023, 06/30/2024)	06/30/2006	Active	27	2	0	2	8.00%	24		1			R		1	\$1,327.00	
108855	BROOKLYN NEW HORIZON Exc Award (06/30/2019, 06/30/2021)	06/30/2010	Active	28	1	0	1	3.70%	27		6		2	N		1	\$1,010.00	
108555	BROOKLYN NEW LIFE	06/04/2010	Cancelled(8*)	0	0	6	-6	-100.00%	6	13	3	2	None		P,S,T,M,VP SC	1	90+ Days	
48045	BROOKLYN NEW LOTS Exc Award (06/30/2021)	01/15/1988	Active	16	0	0	0	0.00%	17		9		2	R	SC	2	\$163.00	
109425	BROOKLYN OUTREACH Exc Award (06/30/2023)	09/30/2010	Active	18	2	0	2	12.50%	16		1		4	R		0	90+ Days \$75.00	
104836	BROOKLYN PACE SETTERS Exc Award (06/30/2019)	02/24/2009	Active	29	3	5	-2	-6.45%	31	8	1				M,VP	0		
44353	BROOKLYN PROSPECT HEIGHTS	11/26/1984	Active	19	0	1	-1	-5.00%	20	27	1		None		P,VP,SC	4	\$100.00	
8463	BROOKLYN SOUTH BROOKLYN	04/03/1958	Active	31	0	0	0	0.00%	29		6		2	R	M,VP,SC	1		
52594	BROOKLYN STUY PARK Exc Award (06/30/2019)	03/02/1992	Active	28	1	10	-9	-24.32%	37	18	5			N		0	90+ Days \$785.00	
47405	BROOKLYN SUNSET PARK Exc Award (06/30/2023)	06/01/1987	Active	29	3	2	1	3.57%	27	16	0		4	R		2	\$18.00	



Club Health Assessment for District 20 K1 through March 2025

			Status	Membership							Reports					Finance		LCIF
Club Number	Club Name	Charter Date		Current Member Count	YTD Members Added	YTD Members Dropped	YTD Net Growth	YTD Net Growth%	Member Count 12 Months Ago	Avg. length of service for dropped members	Months Since Last MMR ***	Yrs. Since Last Officer Report	President Rotation	Vice President Reported ****	Months Since Last Activity Report ***	Account Balance	Donations for current Fiscal Year	
			Number of times on status quo within last two years	If below 15 members appears				If net loss is greater than 20% appears			If no report in 3 months appears in	When more than one year appears in	Number of repeat terms	Notes the officers that do not have an active	If no report at 12 months appears in red			
107015	BROOKLYN TRANSITION Exc Award (06/30/2018, 06/30/2022)	12/10/2009	Active(1)	16	0	5	-5	-23.81%	21	4	3		5	M,VP,SC	1	90+ Days		
151178	Brooklyn UjimaNia	06/15/2022	Cancelled(8*)	0	0	19	-19	-100.00%	19	2	1	1	None	P,S,T,M,VP SC VP	1	90+ Days		
59707	BROOKLYN VANDERVEER PK-GLENWD Exc Award (06/30/2024)	06/18/1997	Active	30	0	0	0	0.00%	30		5				0		\$1,097.00	
107016	BROOKVILLE Exc Award (06/30/2018, 06/30/2020, 06/30/20)	12/10/2009	Active	34	2	3	-1	-2.86%	35	5	2			N	0		\$1,292.00	
8466	CORONA	04/21/1942	Active(2)	7	0	0	0	0.00%	7		13	1	None	P,S,T,M,VP SC	21	90+ Days		
60116	EAST ELMHURST COLOMBIA	12/01/1997	Active	15	0	0	0	0.00%	15		6		2	R	7			
58580	FAR ROCKAWAY	07/09/1996	Active(2)	15	2	0	2	15.38%	14		5			N	6			
8468	FLUSHING	10/30/1922	Active	11	0	0	0	0.00%	11		23		2	S,T,M,VP,SC	14	90+ Days		
47379	FLUSHING CENTRAL Exc Award (06/30/2016, 06/30/2019, 06/30/20)	05/28/1987	Active	70	0	2	-2	-2.78%	63	13	0			N	6			
59406	HOLLIS Exc Award (06/30/2018, 06/30/2020)	04/24/1997	Active	38	4	4	0	0.00%	38	12	3			N	0		\$50.00	
38576	LAURELTON	06/16/1980	Active	33	5	0	5	17.86%	32		3			N	0		\$3,200.00	
8477	LONG ISLAND CITY-ASTORIA LC	09/22/1921	Active	10	0	4	-4	-28.57%	14	6	7		None	P,M,VP	3	90+ Days		
146486	Marine Park Exc Award (06/30/2022, 06/30/2024)	06/03/2021	Active	39	4	2	2	5.41%	34	5	0		2	N	0		\$150.00	
35721	MASPETH Exc Award (06/30/2022, 06/30/2023)	06/15/1978	Active	50	0	3	-3	-5.66%	52	4	1			N	1		\$1,000.00	
8462	MILL BASIN BERGEN BEACH (Brooklyn)	02/16/1967	Active(1)	28	28	0	28	100.00%	0		0		2	M,VP,SC	1			
142597	Ozone Park Howard Beach Woodhaven	10/06/2020	Active(1)	96	1	20	-19	-16.52%	118	2	0		5	R	3	90+ Days		
127175	Queens Buddha	03/29/2016	Active(1)	24	2	0	2	9.09%	23		5			R	1		\$3,005.00	
125012	Queens Centennial Exc Award (06/30/2018, 06/30/2020, 06/30/20)	06/07/2015	Active(1)	7	0	0	0	0.00%	10		7		3	VP	3	90+ Days		



Club Health Assessment for District 20 K1 through March 2025

			Status	Membership							Reports					Finance		LCIF
Club Number	Club Name	Charter Date		Current Member Count	YTD Members Added	YTD Members Dropped	YTD Net Growth	YTD Net Growth%	Member Count 12 Months Ago	Avg. length of service for dropped members	Months Since Last MMR ***	Yrs. Since Last Officer Report	President Rotation	Vice President Reported ****	Months Since Last Activity Report ***	Account Balance	Donations for current Fiscal Year	
			Number of times on status quo within last two years	If below 15 members appears					If net loss is greater than 20% appears			If no report in 3 months appears in	When more than one year appears in	Number of repeat terms	Notes the officers that do not have an active	If no report at 12 months appears in red		
68803	QUEENS COLOMBIA	05/05/2003	Active	16	2	2	0	0.00%	16	37	5		2	R	0		\$140.00	
Exc Award (06/30/2022, 06/30/2023, 06/30/2024)																		
137394	Queens Community	03/14/2019	Active	51	7	3	4	8.51%	54	4	0		7	N	6	90+ Days		
Exc Award (06/30/2020, 06/30/2021, 06/30/2022)																		
140062	Queens KTM	11/06/2019	Active	18	3	2	1	5.88%	17	3	4		4		1	90+ Days		
Exc Award (06/30/2023)																		
103852	QUEENS LAS AMERICAS	10/28/2008	Active	30	0	4	-4	-11.76%	31	8	0			N	2		\$100.00	
131456	Queens Latinos Unidos	06/26/2017	Active	10	0	0	0	0.00%	11		9		3	R	5	90+ Days		
147749	Queens United	07/28/2021	Active	29	4	6	-2	-6.45%	31	3	3		2	R	5			
Exc Award (06/30/2023)																		
52319	QUEENS VILLAGE	12/26/1991	Active	20	0	1	-1	-4.76%	21	33	1		2		3		\$52.00	
8481	REGO PARK-FOREST HILLS	03/29/1949	Active	26	2	2	0	0.00%	26	9	5			R	3		\$120.00	
117217	RICHMOND HILL-SOUTH OZONE PARK	06/21/2012	Active	101	13	0	13	14.77%	102		4		2	R	6		\$1,220.00	
Exc Award (06/30/2019, 06/30/2020, 06/30/2021)																		
8483	RIDGEWOOD-GLENDALE-MI DDLE VILL	10/15/1929	Active	14	0	0	0	0.00%	14		10		13	R	1			
106004	ROSEDALE	06/24/2009	Active	16	0	0	0	0.00%	16		0		2		0			
53617	SOUTH OZONE PK EMPIRE CTY MEDI	08/27/1992	Active	24	0	0	0	0.00%	24		23			N	1	90+ Days	\$1,150.00	
105073	SPRINGFIELD GARDENS	03/23/2009	Active	13	0	0	0	0.00%	13		5		2	R	1		\$265.00	
Exc Award (06/30/2017, 06/30/2018, 06/30/2019)																		
48340	ST ALBANS	03/25/1988	Active	23	0	0	0	0.00%	25		3			R	0			
Exc Award (06/30/2019, 06/30/2021, 06/30/2022)																		
8478	UNIVERSAL RAVENSWOOD	02/13/1958	Active	11	0	0	0	0.00%	11		8		3	R	7			
39957	WINTHROP INC	05/29/1981	Active	46	4	0	4	9.52%	33		0			N	3		\$567.00	
Exc Award (06/30/2023, 06/30/2024)																		
34628	WOODSIDE INTERAMERICAN	11/07/1977	Active	22	0	2	-2	-8.33%	27	2	0			N	1		\$75.00	
Exc Award (06/30/2019, 06/30/2022, 06/30/2023)																		



Club Health Assessment for District 20 K1 through March 2025

			Status	Membership							Reports					Finance	LCIF
Club Number	Club Name	Charter Date		Current Member Count	YTD Members Added	YTD Members Dropped	YTD Net Growth	YTD Net Growth%	Member Count 12 Months Ago	Avg. length of service for dropped members	Months Since Last MMR ***	Yrs. Since Last Officer Report	President Rotation	Vice President Reported ****	Months Since Last Activity Report ***	Account Balance	Donations for current Fiscal Year
			Number of times on status quo within last two years	If below 15 members appears				If net loss is greater than 20% appears			If no report in 3 months appears in	When more than one year appears in	Number of repeat terms	Notes the officers that do not have an active	If no report at 12 months appears in red		

Clubs Cancelled Previous Fiscal Year – Clubs Cancelled within last 12 months may be reinstated

Club Number	Club Name	Charter Date	Current Status*	Cancellation Date
8455	BROOKLYN GREENPOINT WILLIAMSBURG	12/14/1939	Cancelled(8*)	08/29/2023
109323	BROOKLYN HEALTH EDUCATORS	09/24/2010	Cancelled(8*)	06/29/2024
52623	BROOKLYN REMSEN-BROWNSVILLE	03/12/1992	Cancelled(8*)	12/29/2023
104779	ELMHURST QUEEN OF HEARTS	02/23/2009	Cancelled(8*)	06/29/2024
148730	Queens Elite	10/25/2021	Cancelled(8*)	06/29/2024
127178	Queens Nepalese	03/31/2016	Cancelled(6*)	02/29/2024

Current Total Clubs Count	YTD New Clubs Count	YTD Cancelled Clubs Count	YTD Net Club Gain	Current Total Members Count	YTD Add	YTD Drop	YTD Net Growth	YTD Net Growth %	Member Count 12 Months Ago	Average Member Count Per Club	% of Clubs with less than 20 members	% No MMR in 3 Months	% No Officer Report in 12 Months	% of Clubs with balance 90+ days	Number of Clubs in Status Quo	% Status Quo Clubs in Financial Suspension	Number of Cancelled Clubs	Average Cancelled Club Age	Members Lost Due to Cancellation	% of Clubs Cancelled for Non-Financial Reasons
66	2	2	0	1,996	182	132	50	2.57%	1,952	30	33%	58%	3%	26%	0	0%	2	86	25	-250%

* - P - Priority Club. Cancellation Reasons: 1-Objectives/conduct, 2-Non-active club, 5-Non-existing club, 6-Disbanding, 7-Merger, 8-Financial Suspension, 9-District/Multiple District Dues.

** - Abbreviation: P-President, S-Secretary, T-Treasurer, M-Member Chairperson, VP-First Vice President, MC-Communications Chairperson, SC-Service Chairperson

*** - Abbreviation: N/R - Never reported using the Lions Clubs website, N/A - Not applicable, No password registered for the Lions Clubs website.

**** - Abbreviation: N - New, IP - Immediate Past, R - Repeat.



Club Health Assessment for District 20 K2 through March 2025

			Status	Membership						Reports					Finance		LCIF	
Club Number	Club Name	Charter Date		Current Member Count	YTD Members Added	YTD Members Dropped	YTD Net Growth	YTD Net Growth%	Member Count 12 Months Ago	Avg. length of service for dropped members	Months Since Last MMR ***	Yrs. Since Last Officer Report	President Rotation	Vice President Reported ****	Months Since Last Activity Report ***	Account Balance	Donations for current Fiscal Year	
			Number of times on status quo within last two years	If below 15 members appears					If net loss is greater than 20% appears			If no report in 3 months appears in	When more than one year appears in	Number of repeat terms	Notes the officers that do not have an active	If no report at 12 months appears in red		
Clubs less than two years old																		
172287	Long Island Italian American	06/22/2024	Active	30	5	0	5	20.00%	0		2		2	N	0		\$150.00	
Clubs more than two years old																		
8489	BALDWIN	04/07/1947	P- Active(1)	19	2	0	2	11.76%	13		3		2	R	M,SC	5		
8490	BELLMORE	01/22/1947	Active	53	1	2	-1	-1.85%	57	7	0		11	R	M,VP,SC	4	\$100.00	
68945	EASTERN	06/17/2003	Active	13	2	0	2	18.18%	10		6		2	R	M,SC	4	\$1,203.33	
8495	FLORAL PARK	03/03/1925	Active	65	4	7	-3	-4.41%	70	13	0		2	R		0	\$37,851.17	
Exc Award (06/30/2019, 06/30/2022)																		
8496	FRANKLIN SQUARE	02/04/1947	Active(1)	16	0	1	-1	-5.88%	18	62	3		23	R	VP,SC	14		
8497	FREEPORT	10/27/1955	Cancelled(8*)	0	0	17	-17	-100.00%	17	7	7		None		P,S,T,M,VP SC	15	90+ Days	
62770	GLEN COVE NORTH SHORE	02/11/2000	Active	22	0	1	-1	-4.35%	25	33	1		15	R	SC	21	90+ Days \$100.00	
8500	GREAT NECK	07/11/1935	Cancelled(8*)	0	0	6	-6	-100.00%	6	4	16		None		P,S,T,M,VP SC	24	90+ Days	
8399	HAMILTON	05/12/1946	Active	61	5	0	5	8.93%	56		0		2	N	M	0	\$2,149.84	
Exc Award (06/30/2020, 06/30/2023, 06/30/20)																		
66744	HEMPSTEAD	10/31/2002	Cancelled(8*)	0	0	8	-8	-100.00%	8	4	24		None		P,S,T,M,VP SC	24+	90+ Days	
38034	JERICHO-BROOKVILLE	02/04/1980	Active	24	1	2	-1	-4.00%	26	4	3		2	R		3	\$2,100.00	
Exc Award (06/30/2018, 06/30/2020, 06/30/20)																		
8507	LEVITTOWN	05/18/1950	Active	10	5	9	-4	-28.57%	16	16	2		3	R	SC	0	\$50.00	
8508	LONG BEACH	06/16/1926	Active	42	4	5	-1	-2.33%	41	15	3		5	N	T,M,SC	0		
137360	Long Island Indo American	02/06/2019	Active	129	31	11	20	18.35%	139	3	0			R	VP,SC	1		
Exc Award (06/30/2024)																		
51042	LONG ISLAND PORTUGUESE	11/02/1990	Active	93	0	0	0	0.00%	93		2			N	M	3	\$10,460.00	
Exc Award (06/30/2019)																		
151499	Long Island Pride	06/27/2022	Active	33	8	7	1	3.13%	48	1	0		3	R		0	\$1,000.00	
Exc Award (06/30/2023)																		
104737	MERRICK	02/11/2009	Active	2	0	13	-13	-86.67%	15	15	2				M,VP,SC	11	\$3,250.00	
8514	MINEOLA	05/07/1952	Active	58	1	3	-2	-3.33%	58	7	0		2	R	M,SC	1	90+ Days	



Club Health Assessment for District 20 K2 through March 2025

			Status	Membership							Reports					Finance		LCIF
Club Number	Club Name	Charter Date		Current Member Count	YTD Members Added	YTD Members Dropped	YTD Net Growth	YTD Net Growth%	Member Count 12 Months Ago	Avg. length of service for dropped members	Months Since Last MMR ***	Yrs. Since Last Officer Report	President Rotation	Vice President Reported ****	Months Since Last Activity Report ***	Account Balance	Donations for current Fiscal Year	
			Number of times on status quo within last two years	If below 15 members appears				If net loss is greater than 20% appears			If no report in 3 months appears in	When more than one year appears in	Number of repeat terms		Notes the officers that do not have an active	If no report at 12 months appears in red		
121497	Nassau Central	03/05/2014	Active(1)	23	7	29	-22	-48.89%	55	4	1			R	M,SC	6		
8503	NASSAU COUNTY MEDICAL	02/05/1948	Cancelled(6*)	0	0	14	-14	-100.00%	18	6	7		None		P,S,T,M,VP SC	24+		
8515	NEW HYDE PARK	01/24/1944	Active	37	0	0	0	0.00%	37		7		8		M,VP,SC	12		
47600	NEW HYDE PARK NORTH	06/30/1987	Active	53	4	5	-1	-1.85%	51	6	0			N		2	\$1,420.00	
	Exc Award (06/30/2018, 06/30/2019, 06/30/20																	
8517	OYSTER BAY	03/11/1948	Active	36	2	4	-2	-5.26%	40	8	1		None		P,T,M,VP,SC	24+	\$1,000.00	
46279	PAGET	06/13/1986	Active	16	0	2	-2	-11.11%	18	23	5		3		P,VP,SC	3	\$833.33	
8519	PLAINVIEW BETHPAGE	10/27/1957	Active	23	4	0	4	21.05%	25		0		2		T,M,VP,SC	1	\$200.00	
8521	PORT WASHINGTON	12/17/1924	Active	26	0	3	-3	-10.34%	29	28	2		9	N	M,SC	0		
8522	ROCKVILLE CENTRE	01/30/1934	Active	88	8	1	7	8.64%	79	0	0		2	R	M	2	\$4,623.67	
	Exc Award (06/30/2022, 06/30/2024)																	
42765	SEA CLIFF GLEN HEAD	06/27/1983	Active	20	2	8	-6	-23.08%	26	6	7				S,M,VP,SC	24+		
8525	SEAFORD	01/29/1952	Active	55	4	19	-15	-21.43%	70	11	0			N	M,SC	0	\$4,400.00	
149473	South Nassau Spectacular ASD	12/30/2021	Active(1)	8	0	0	0	0.00%	8		7		2		M,VP,SC	14		
8512	THE MASSAPEQUAS	10/26/1950	Active	52	16	6	10	23.81%	30	3	0			IP	M	0	\$1,250.00	
8530	VALLEY STREAM	01/21/1948	Active(2)	15	7	9	-2	-11.76%	17	12	0			N		3		
48471	WANTAGH	04/22/1988	Active	30	5	1	4	15.38%	29	10	2		2	R	M,SC	2	\$50.00	
8532	WEST HEMPSTEAD	03/04/1947	Active	31	0	4	-4	-11.43%	34	5	0			N	M	1	\$1,300.00	
	Exc Award (06/30/2021, 06/30/2022, 06/30/20																	
151511	Westbury-Carle Place	06/23/2022	Active(1)	1	0	8	-8	-88.89%	9	3	3				T,M,VP,SC	24+		

Clubs Cancelled Previous Fiscal Year – Clubs Cancelled within last 12 months may be reinstated

Club Number	Club Name	Charter Date	Current Status*	Cancellation Date
132925	Long Island Visionary	01/26/2018	Cancelled(8*)	12/29/2023
8513	MASSAPEQUA PARK	05/07/1956	Cancelled(7*)	06/29/2024
152611	Nassau Central Nepalese	11/10/2022	Cancelled(8*)	06/29/2024



Club Health Assessment for District 20 K2 through March 2025

INTERNATIONAL

Club Number	Club Name	Charter Date	Status		Membership								Reports					Finance		LCIF
					Current Member Count	YTD Members Added	YTD Members Dropped	YTD Net Growth	YTD Net Growth%	Member Count 12 Months Ago	Avg. length of service for dropped members	Months Since Last MMR ***	Yrs. Since Last Officer Report	President Rotation	Vice President Reported ****	Months Since Last Activity Report ***	Account Balance	Donations for current Fiscal Year		
			Number of times on status quo within last two years	If below 15 members appears				If net loss is greater than 20% appears		If no report in 3 months appears in	When more than one year appears in	Number of repeat terms	Notes the officers that do not have an active	If no report at 12 months appears in red						
32	0	4	-4	1,184	128	205	-77	-6.11%	1,291	37	28%	31%	0%	6%	0	0%	4	83	45	-25%

* - P - Priority Club. Cancellation Reasons: 1-Objectives/conduct, 2-Non-active club, 5-Non-existing club, 6-Disbanding, 7-Merger, 8-Financial Suspension, 9-District/Multiple District Dues.

** - Abbreviation: P-President, S-Secretary, T-Treasurer, M-Member Chairperson, VP-First Vice President, MC-Communications Chairperson, SC-Service Chairperson

*** - Abbreviation: N/R - Never reported using the Lions Clubs website, N/A - Not applicable, No password registered for the Lions Clubs website.

**** - Abbreviation: N - New, IP - Immediate Past, R - Repeat.




Club Health Assessment for District 20 S through March 2025

			Status	Membership							Reports					Finance		LCIF
Club Number	Club Name	Charter Date		Current Member Count	YTD Members Added	YTD Members Dropped	YTD Net Growth	YTD Net Growth%	Member Count 12 Months Ago	Avg. length of service for dropped members	Months Since Last MMR ***	Yrs. Since Last Officer Report	President Rotation	Vice President Reported ****	Months Since Last Activity Report ***	Account Balance	Donations for current Fiscal Year	
			Number of times on status quo within last two years	If below 15 members appears			If net loss is greater than 20% appears				If no report in 3 months appears in	When more than one year appears in	Number of repeat terms	Notes the officers that do not have an active	If no report at 12 months appears in red			
Clubs more than two years old																		
137557	Amityville	04/05/2019	Active(4)	11	0	0	0	0.00%	11		9		None	P,S,T,M,VP SC	24+	90+ Days		
8534	BABYLON	10/14/1936	Active	48	0	2	-2	-4.00%	49	44	2			N	T,VP,SC	4	\$220.00	
8536	BAY SHORE	10/08/1931	Active	74	3	7	-4	-5.13%	78	29	2			N	SC	4	\$1,040.00	
65254	BAYPORT BLUE POINT COMMUNITY	04/02/2002	Active	12	0	1	-1	-7.69%	13	3	8		13		M,VP,SC	24+	\$100.00	
8538	BLUE POINT BAYPORT	01/24/1968	Active(2)	7	0	0	0	0.00%	5		11		8		M,VP,SC	24+		
42645	BRENTWOOD NY ISLANDERS	05/31/1983	Active	16	1	0	1	6.67%	14		4				S,T,M,VP,SC	5	\$150.00	
8541	BRIDGEHAMPTON	04/23/1948	Active(1)	16	0	0	0	0.00%	16		9		3		M,VP,SC	4		
58503	BROOKHAVEN GREAT SOUTH BAY Exc Award (06/30/2017, 06/30/2023)	06/24/1996	Active	29	11	5	6	26.09%	31	18	0			IP	SC	0	\$740.00	
8544	CENTRAL ISLIP	12/14/1945	Active	12	2	0	2	20.00%	10		8		2	R	M,SC	4	\$340.00	
8545	COLD SPRING HARBOR	02/04/1954	Active	16	0	0	0	0.00%	14		7		5		VP,SC	4		
8548	CUTCHOQUE	05/14/1970	Active	21	4	6	-2	-8.70%	23	14	2		None	R	P,M,SC	11	\$590.00	
8549	DEER PARK	05/25/1948	Active	28	0	0	0	0.00%	28		9		5	R	M,SC	0	90+ Days \$450.00	
64401	EAST END	06/08/2001	Active	36	1	0	1	2.86%	36		2			N	M,VP,SC	1	\$220.00	
8551	EAST HAMPTON	04/21/1949	Active	27	0	0	0	0.00%	27		12			N	SC	24+	90+ Days \$2,650.00	
8555	GREENLAWN	01/05/1951	Active	10	0	1	-1	-9.09%	11	3	2		11	R	SC	1		
8557	HAMPTON BAYS	05/13/1948	Active	25	0	0	0	0.00%	25		15		4		M,VP,SC	24+	\$2,500.00	
8560	HUNTINGTON	10/08/1934	Active	24	3	0	3	14.29%	22		2		3	R	M,SC	4	\$550.00	
8564	LAKE GROVE	11/23/1964	Active	31	4	0	4	14.81%	26		0		4	R	M,SC	0	\$1,470.00	
8566	MASTICS SHIRLEY L C	12/08/1966	Active	8	0	0	0	0.00%	8		1			IP	M,SC	9		
8567	MATTITUCK	03/06/1952	Active	77	2	4	-2	-2.53%	76	32	0			N		5	\$20,000.00	
Exc Award (06/30/2024)																		
8574	MEDFORD NORTH PATCHOGUE	05/19/1966	Active	12	0	0	0	0.00%	12		3		2	R	M,SC	5	\$650.00	




Club Health Assessment for District 20 S through March 2025

			Status	Membership							Reports					Finance	LCIF	
Club Number	Club Name	Charter Date		Current Member Count	YTD Members Added	YTD Members Dropped	YTD Net Growth	YTD Net Growth%	Member Count 12 Months Ago	Avg. length of service for dropped members	Months Since Last MMR ***	Yrs. Since Last Officer Report	President Rotation	Vice President Reported ****	Months Since Last Activity Report ***	Account Balance	Donations for current Fiscal Year	
			Number of times on status quo within last two years	If below 15 members appears				If net loss is greater than 20% appears			If no report in 3 months appears in	When more than one year appears in	Number of repeat terms		Notes the officers that do not have an active	If no report at 12 months red		
8568	MELVILLE	09/25/1953	Active	44	6	3	3	7.32%	48	16	0			N	SC	0		\$3,570.00
	Exc Award (06/30/2023)																	
8569	MONTAUK POINT	09/08/1949	Active	31	0	0	0	0.00%	31		14		3		S,T,M,VP,SC	24+	90+ Days	
8571	NORTH BABYLON	09/16/1952	Active	93	13	0	13	16.25%	91		0			N	SC	0		\$1,990.00
	Exc Award (06/30/2024)																	
8588	NORTH SEA	11/21/1968	Active	13	0	1	-1	-7.14%	14	31	4		11	R	M,SC	24+		\$1,050.00
8576	NORTHPORT CENTERPORT	06/20/1944	Active	15	0	0	0	0.00%	15		5		2	R	M,SC	1		\$60.00
8578	PATCHOGUE	01/16/1947	Active	56	0	0	0	0.00%	51		3			N	T	24+		\$2,030.00
	Exc Award (06/30/2019)																	
77410	PATCHOGUE LIONESS	07/29/2003	Active	24	1	1	0	0.00%	26	3	0		4	R	SC	0		\$38,645.66
	Exc Award (06/30/2022, 06/30/2023)																	
8580	PORT JEFFERSON	04/08/1946	Active	46	1	0	1	2.22%	45		2		2	R		12	90+ Days	
8581	RIVERHEAD	03/10/1947	Active	26	3	13	-10	-27.78%	31	5	1			N	SC	4		\$220.00
8582	ROCKY POINT	05/04/1955	Active	25	4	4	0	0.00%	26	11	1			N	SC	3		\$730.00
8583	SAG HARBOR	01/26/1954	Active	26	0	0	0	0.00%	27		7		2	R	SC	17		
	Exc Award (06/30/2017, 06/30/2018)																	
139327	Sayville	08/13/2019	Active	39	5	5	0	0.00%	32	5	0		2	R	SC	0		\$250.00
8585	SHELTER ISLAND	10/04/1950	Active	111	5	2	3	2.78%	108	27	1			N	SC	5		\$1,000.00
	Exc Award (06/30/2023, 06/30/2024)																	
8537	SOUTH COUNTRY L C	04/27/1949	Active	17	0	0	0	0.00%	17		12		2		T,M,VP,SC	24+		
8587	SOUTHAMPTON	06/22/1948	Active(1)	23	0	1	-1	-4.17%	24	55	3		13		T,M,VP,SC	0		\$1,260.00
133718	Southold	02/27/2018	Cancelled(6*)	0	0	0	0	0.00%	7		7	1	None		P,S,T,M,VP SC	24+		
8597	WEST BABYLON	06/12/1950	Active	21	0	0	0	0.00%	21		11			N	M,SC	4		\$150.00
	Exc Award (06/30/2024)																	
131132	Wyandanch-Wheatley Heights	06/28/2017	Active	14	0	0	0	0.00%	14		18		4	R	S,SC	1		\$90.00



Club Health Assessment for District 20 S through March 2025

			Status	Membership							Reports					Finance	LCIF
Club Number	Club Name	Charter Date		Current Member Count	YTD Members Added	YTD Members Dropped	YTD Net Growth	YTD Net Growth%	Member Count 12 Months Ago	Avg. length of service for dropped members	Months Since Last MMR ***	Yrs. Since Last Officer Report	President Rotation	Vice President Reported ****	Months Since Last Activity Report ***	Account Balance	Donations for current Fiscal Year
			Number of times on status quo within last two years	If below 15 members appears				If net loss is greater than 20% appears			If no report in 3 months appears in	When more than one year appears in	Number of repeat terms	Notes the officers that do not have an active	If no report at 12 months appears in red		

Clubs Cancelled Previous Fiscal Year – Clubs Cancelled within last 12 months may be reinstated

Club Number	Club Name	Charter Date	Current Status*	Cancellation Date
134021	Lindenhurst	06/19/2018	Cancelled(8*)	06/29/2024
141171	Stony Brook	09/15/2020	Cancelled(8*)	06/29/2024
8592	THE ISLIPS	10/24/1946	Cancelled(6*)	10/29/2023

Current Total Clubs Count	YTD New Clubs Count	YTD Cancelled Clubs Count	YTD Net Club Gain	Current Total Members Count	YTD Add	YTD Drop	YTD Net Growth	YTD Net Growth %	Member Count 12 Months Ago	Average Member Count Per Club	% of Clubs with less than 20 members	% No MMR in 3 Months	% No Officer Report in 12 Months	% of Clubs with balance 90+ days	Number of Clubs in Status Quo	% Status Quo Clubs in Financial Suspension	Number of Cancelled Clubs	Average Cancelled Club Age	Members Lost Due to Cancellation	% of Clubs Cancelled for Non-Financial Reasons
38	0	1	-1	1,164	69	56	13	1.13%	1,163	31	37%	53%	0%	13%	0	0%	1	93	0	-100%

* - P - Priority Club. Cancellation Reasons: 1-Objectives/conduct, 2-Non-active club, 5-Non-existing club, 6-Disbanding, 7-Merger, 8-Financial Suspension, 9-District/Multiple District Dues.

** - Abbreviation: P-President, S-Secretary, T-Treasurer, M-Member Chairperson, VP-First Vice President, MC-Communications Chairperson, SC-Service Chairperson

*** - Abbreviation: N/R - Never reported using the Lions Clubs website, N/A - Not applicable, No password registered for the Lions Clubs website.

**** - Abbreviation: N - New, IP - Immediate Past, R - Repeat.



Club Health Assessment for District 21 N through March 2025

			Status	Membership							Reports					Finance		LCIF
Club Number	Club Name	Charter Date		Current Member Count	YTD Members Added	YTD Members Dropped	YTD Net Growth	YTD Net Growth%	Member Count 12 Months Ago	Avg. length of service for dropped members	Months Since Last MMR ***	Yrs. Since Last Officer Report	President Rotation	Vice President Reported ****	Months Since Last Activity Report ***	Account Balance	Donations for current Fiscal Year	
			Number of times on status quo within last two years	If below 15 members appears				If net loss is greater than 20% appears			If no report in 3 months appears in	When more than one year appears in	Number of repeat terms	Notes the officers that do not have an active	If no report at 12 months appears in red			
Clubs less than two years old																		
157680	Canyon Global Chambers of Commerce	03/08/2024	Active	24	4	0	4	20.00%	20		2		2	R	M,VP,SC	3		
171637	Glendale Educators	05/17/2024	Active	19	0	1	-1	-5.00%	0	1	0		2	R	VP	6	\$40.00	
156322	Glendale Heal the World	10/12/2023	Active	20	0	0	0	0.00%	20		8			IP	SC	6		
155353	Glendale Professionals and Healthcare Associates Exc Award (06/30/2024)	08/04/2023	Active	20	0	0	0	0.00%	21		5			N	M	0	\$100.00	
157249	Glendale Sosona	02/06/2024	Active	20	0	0	0	0.00%	20		11		2	R		0	\$40.00	
171364	Metro Phoenix Cooking Masters	06/19/2024	Active	17	2	5	-3	-15.00%	0	0	1		2	N		1	\$60.00	
171620	Phoenix Rising Students	05/13/2024	Active	21	0	0	0	0.00%	0		9		2	R	M,SC	4	90+ Days	
180267	Surprise Sunshine	01/07/2025	Newly Chartered	20	20	0	20	100.00%	0		0			N		0	\$60.00	
Clubs more than two years old																		
137304	Buckeye Festival Exc Award (06/30/2024)	01/18/2019	Active	18	4	5	-1	-5.26%	17	3	2		7		M,VP,SC	0	\$270.00	
101553	BULLHEAD CITY Exc Award (06/30/2018, 06/30/2024)	03/21/2008	Active	23	3	2	1	4.55%	21	17	6		3	R	M,SC	0	\$1,100.00	
8604	CAMELBACK MTN Exc Award (06/30/2023, 06/30/2024)	03/29/1955	Active	12	0	0	0	0.00%	10		2			N		5	\$60.00	
8681	CAMP VERDE	03/06/1950	Active	5	2	0	2	66.67%	3		0		7		M,VP,SC	4		
42059	CHINO VALLEY	12/07/1982	Active	13	7	2	5	62.50%	17	13	3			N	SC	0	\$20.00	
142867	Chino Valley Lioness Exc Award (06/30/2024)	09/15/2020	Active	21	5	3	2	10.53%	18	3	0			IP	M,SC	1	\$40.00	
8683	COTTONWOOD Exc Award (06/30/2024)	03/01/1950	Active	24	5	0	5	26.32%	19		1		2	N	SC	0	\$300.00	
8684	FLAGSTAFF	03/16/1945	Active	10	0	0	0	0.00%	10		9		2	R	M,SC	1		
47611	FLAGSTAFF SUNRISE	06/30/1987	Active	34	4	1	3	9.68%	32	21	1		5	N	M,SC	10		
137675	Fountain Hills Community	06/21/2019	Active	21	5	1	4	23.53%	17	1	0		3	R	M,SC	0	\$25.00	



Club Health Assessment for District 21 N through March 2025

			Status	Membership							Reports					Finance		LCIF
Club Number	Club Name	Charter Date		Current Member Count	YTD Members Added	YTD Members Dropped	YTD Net Growth	YTD Net Growth%	Member Count 12 Months Ago	Avg. length of service for dropped members	Months Since Last MMR ***	Yrs. Since Last Officer Report	President Rotation	Vice President Reported ****	Months Since Last Activity Report ***	Account Balance	Donations for current Fiscal Year	
			Number of times on status quo within last two years	If below 15 members appears				If net loss is greater than 20% appears			If no report in 3 months appears in	When more than one year appears in	Number of repeat terms	Notes the officers that do not have an active	If no report at 12 months appears in red			
8687	GRAND CANYON	04/20/1961	Cancelled(8*)	0	0	7	-7	-100.00%	7	13	6		None	P,S,T,M,VP SC M,SC	18	90+ Days		
8688	HOLBROOK	09/05/1929	Active	10	0	0	0	0.00%	10		11		12	R	3			
	Exc Award (06/30/2023)																	
8693	KINGMAN MOHAVE	08/01/1963	Active	30	2	0	2	7.14%	28		3		3	N	1		\$100.00	
	Exc Award (06/30/2019)																	
61973	LAKE HAVASU CITY DAYBREAKERS	05/24/1999	Active	14	0	3	-3	-17.65%	16	1	2		3	R	0			
	Exc Award (06/30/2024)																	
38897	OVERGAARD PONDEROSA	09/25/1980	Active	24	2	0	2	9.09%	26		0			N	0		\$900.00	
	Exc Award (06/30/2017, 06/30/2024)																	
8698	PAYSON	05/09/1963	Active	29	11	1	10	52.63%	27	0	5		2	N	1		\$2,000.00	
	Exc Award (06/30/2018, 06/30/2023)																	
63561	PEORIA NORTHWEST VALLEY	09/11/2000	Active	15	4	1	3	25.00%	11	1	1			M,VP,SC	0		\$200.00	
	Exc Award (06/30/2024)																	
33522	PEORIA PIONEER	03/24/1977	Active	25	2	4	-2	-7.41%	25	8	1			N	0		\$550.00	
	Exc Award (06/30/2016, 06/30/2018, 06/30/2024)																	
40741	PEORIA SUNSET	01/15/1982	Active	23	0	5	-5	-17.86%	26	16	1			N	2		\$2,120.00	
	Exc Award (06/30/2023, 06/30/2024)																	
8613	PHOENIX	04/19/1923	Active	21	3	3	0	0.00%	22	4	0		2	R	0		\$1,340.00	
124803	Phoenix Asian American	05/05/2015	Active	109	12	17	-5	-4.39%	98	3	1			N	1		\$2,250.00	
	Exc Award (06/30/2017, 06/30/2019, 06/30/2024)																	
58055	PHOENIX BARANGAY	03/29/1996	Active	74	10	7	3	4.23%	72	2	1			N	2		\$23,039.97	
	Exc Award (06/30/2023, 06/30/2024)																	
8612	PHOENIX BILTMORE	02/27/1964	Active	13	1	2	-1	-7.14%	14	10	0		7	R	3		\$250.00	
	Exc Award (06/30/2024)																	
8614	PHOENIX BREAKFAST	03/11/1959	Active	9	0	0	0	0.00%	9		8		9		4			
														M,VP,SC				
141242	Phoenix Jewel of The East	06/03/2020	Active	39	0	0	0	0.00%	47		4			R	3		\$200.00	
	Exc Award (06/30/2024)																	
144648	Phoenix Lions Without Borders	12/29/2020	Active	65	19	4	15	30.00%	52	4	0		2		0		\$1,202.00	
														VP,SC				



Club Health Assessment for District 21 N through March 2025

			Status	Membership							Reports					Finance		LCIF
Club Number	Club Name	Charter Date		Current Member Count	YTD Members Added	YTD Members Dropped	YTD Net Growth	YTD Net Growth%	Member Count 12 Months Ago	Avg. length of service for dropped members	Months Since Last MMR ***	Yrs. Since Last Officer Report	President Rotation	Vice President Reported ****	Months Since Last Activity Report ***	Account Balance	Donations for current Fiscal Year	
			Number of times on status quo within last two years	If below 15 members appears					If net loss is greater than 20% appears			If no report in 3 months appears in	When more than one year appears in	Number of repeat terms	Notes the officers that do not have an active	If no report at 12 months appears in red		
Exc Award (06/30/2022, 06/30/2024)																		
29998	PHOENIX METRO	12/10/1974	Active	10	0	2	-2	-16.67%	12	22	3				VP,SC	0	90+ Days	
Exc Award (06/30/2023)																		
8618	PHOENIX MIDTOWN	06/18/1968	Active	7	0	0	0	0.00%	7		8		7	R	M,VP,SC	4		
149756	Phoenix One World Global Artists	02/21/2022	Active(1)	25	4	7	-3	-10.71%	25	2	2			R	M,SC	0		\$80.00
Exc Award (06/30/2024)																		
38035	PHOENIX PARADISE VILLAGE	02/11/1980	Active	8	1	2	-1	-11.11%	9	43	2			R	M,SC	2		
44956	PHOENIX PHIL AM	05/15/1985	Active	94	7	7	0	0.00%	92	7	3			N		2		\$7,030.00
Exc Award (06/30/2016, 06/30/2017, 06/30/20)																		
141186	Phoenix Rainbow	06/04/2020	Active(1)	85	37	2	35	70.00%	37	4	0			N		1		\$630.00
144461	Phoenix Unity Family	12/26/2020	Active	5	1	12	-11	-68.75%	16	4	0				S,T,M,VP	0		
Exc Award (06/30/2024)																		
8625	PHOENIX VALLEY OF SUN	06/02/1960	Active	15	0	3	-3	-16.67%	18	34	0			IP	M,SC	0		\$45.00
Exc Award (06/30/2017, 06/30/2019, 06/30/20)																		
8699	PINETOP	05/05/1960	Active	13	0	2	-2	-13.33%	15	35	5		6	R	M,SC	5		\$180.00
8700	PRESCOTT NOON	06/01/1949	Active	82	4	9	-5	-5.75%	79	14	2			N	SC	0		\$13,800.00
Exc Award (06/30/2018, 06/30/2024)																		
8701	PRESCOTT SUNRISE	02/09/1961	Active	52	5	3	2	4.00%	45	11	0			N	SC	0		\$8,460.00
Exc Award (06/30/2023, 06/30/2024)																		
44421	PRESCOTT VALLEY EARLY BIRD	12/31/1984	Active	38	2	1	1	2.70%	42	0	1			N	M,SC	3		
8704	SALOME	04/04/1940	Active	15	4	0	4	36.36%	11		2				M,VP,SC	5		
111501	SCOTTSDALE McCORMICK RANCH	06/24/2011	Active(1)	6	0	0	0	0.00%	6		14		2	R	M,SC	4	90+ Days	\$20.00
42767	SCOTTSDALE PINNACLE PEAK	06/30/1983	Active	23	5	0	5	27.78%	18		0		3	R	M,VP,SC	5		
Exc Award (06/30/2017)																		
52970	SCOTTSDALE PRIDE OF SCOTTSDALE	04/24/1992	Active	20	3	0	3	17.65%	17		1		2	N	SC	0		\$20.00
Exc Award (06/30/2017, 06/30/2024)																		



Club Health Assessment for District 21 N through March 2025

Club Number	Club Name	Charter Date	Status	Membership							Reports					Finance	LCIF
				Current Member Count	YTD Members Added	YTD Members Dropped	YTD Net Growth	YTD Net Growth%	Member Count 12 Months Ago	Avg. length of service for dropped members	Months Since Last MMR ***	Yrs. Since Last Officer Report	President Rotation	Vice President Reported ****	Months Since Last Activity Report ***	Account Balance	Donations for current Fiscal Year
			Number of times on status quo within last two years	If below 15 members appears				If net loss is greater than 20% appears			If no report in 3 months appears	When more than one year appears in	Number of repeat terms	Notes the officers that do not have an active	If no report at 12 months red		
8695	SEDONA OAK CREEK CANYON Exc Award (06/30/2023, 06/30/2024)	02/20/1953	Active	26	3	1	2	8.33%	26	1	1		2	N	M,SC	0	
44519	SHOW LOW Exc Award (06/30/2017, 06/30/2024)	01/28/1985	Active	8	1	0	1	14.29%	5		0		4	N	SC	0	\$20.00
29360	SUN CITY EARLY BIRDS Exc Award (06/30/2019)	04/23/1974	Active	21	0	1	-1	-4.55%	22	7	0			N		0	
8630	SUN CITY HOST Exc Award (06/30/2018, 06/30/2019, 06/30/2020)	08/18/1960	Active	34	7	0	7	25.93%	27		1		2	R	SC	0	\$5,400.00
8632	SUN CITY MID WEEK BELL	06/12/1972	Active	18	1	1	0	0.00%	20	8	7		2	R	M,SC	1	\$220.00
39683	SUN CITY WEST SUNRISE	04/09/1981	Active	15	1	3	-2	-11.76%	17	15	2		3	N	M	2	
63551	SURPRISE	09/11/2000	Active	14	3	1	2	16.67%	12	33	0		2	N	M,SC	2	\$1,400.00
57704	SURPRISE SUN VILLAGE	12/19/1995	Active	24	3	0	3	14.29%	30		0		2	N	SC	0	\$70.00
8710	WICKENBURG	04/21/1955	Active	13	0	4	-4	-23.53%	19	7	3		2		S,VP	6	
8711	WILLIAMS Exc Award (06/30/2018, 06/30/2019, 06/30/2020)	03/12/1945	Active	32	3	1	2	6.67%	28	1	0		3	R		0	\$2,020.00

Clubs Cancelled Previous Fiscal Year – Clubs Cancelled within last 12 months may be reinstated

Club Number	Club Name	Charter Date	Current Status*	Cancellation Date
43219	PRESCOTT EVENING	12/13/1983	Cancelled(6*)	06/29/2024

Current Total Clubs Count	YTD New Clubs Count	YTD Cancelled Clubs Count	YTD Net Club Gain	Current Total Members Count	YTD Add	YTD Drop	YTD Net Growth	YTD Net Growth %	Member Count 12 Months Ago	Average Member Count Per Club	% of Clubs with less than 20 members	% No MMR in 3 Months	% No Officer Report in 12 Months	% of Clubs with balance 90+ days	Number of Clubs in Status Quo	% Status Quo Clubs in Financial Suspension	Number of Cancelled Clubs	Average Cancelled Club Age	Members Lost Due to Cancellation	% of Clubs Cancelled for Non-Financial Reasons
59	1	1	0	1,545	222	136	86	5.89%	1,390	26	42%	32%	0%	5%	0	0%	1	104	7	0%

* - P - Priority Club. Cancellation Reasons: 1-Objectives/conduct, 2-Non-active club, 5-Non-existing club, 6-Disbanding, 7-Merger, 8-Financial Suspension, 9-District/Multiple District Dues.

** - Abbreviation: P-President, S-Secretary, T-Treasurer, M-Member Chairperson, VP-First Vice President, MC-Communications Chairperson, SC-Service Chairperson

*** - Abbreviation: N/R - Never reported using the Lions Clubs website, N/A - Not applicable, No password registered for the Lions Clubs website.

**** - Abbreviation: N - New, IP - Immediate Past, R - Repeat.




Club Health Assessment for District 21 S through March 2025

			Status	Membership							Reports					Finance		LCIF
Club Number	Club Name	Charter Date		Current Member Count	YTD Members Added	YTD Members Dropped	YTD Net Growth	YTD Net Growth%	Member Count 12 Months Ago	Avg. length of service for dropped members	Months Since Last MMR ***	Yrs. Since Last Officer Report	President Rotation	Vice President Reported ****	Months Since Last Activity Report ***	Account Balance	Donations for current Fiscal Year	
			Number of times on status quo within last two years	If below 15 members appears				If net loss is greater than 20% appears			If no report in 3 months appears in	When more than one year appears in	Number of repeat terms	Notes the officers that do not have an active	If no report at 12 months appears in red			
Clubs less than two years old																		
157333	Eastern Arizona College	05/17/2024	Active	21	0	2	-2	-8.70%	0	3	10		None	P,S,T,M,VP SC	N/A	90+ Days		
181366	Maricopa Alliance of Assisted Living	03/13/2025	Newly Chartered	21	21	0	21	100.00%	0		0			M,VP,SC	N/R			
153914	UA Lions	04/19/2023	Active	21	0	1	-1	-4.55%	22	1	7		3	T,M,VP,SC	18	90+ Days		
Clubs more than two years old																		
8601	AJO	03/12/1962	Active	2	0	4	-4	-66.67%	7	18	6		4	M,VP,SC	24+			
8638	BENSON	11/08/1950	Cancelled(8*)	0	0	1	-1	-100.00%	1	6	8		None	P,S,T,M,VP SC	20	90+ Days		
8603	BUCKEYE	09/30/1947	Active	24	1	3	-2	-7.69%	26	20	3		4	N	M	14	\$680.00	
Exc Award (06/30/2018, 06/30/2019)																		
61904	CATALINA ORO VALLEY	05/11/1999	Active	33	1	0	1	3.13%	30		0			N		0	\$180.00	
Exc Award (06/30/2023)																		
8643	CHANDLER	02/22/1939	Active	42	5	5	0	0.00%	42	10	0			VP,SC	1		\$1,000.00	
56694	CHANDLER SUN BIRD	03/23/1995	Active	57	12	4	8	16.33%	42	1	0		2	N		0	\$7,100.00	
Exc Award (06/30/2016, 06/30/2023)																		
8644	COCHISE STRONGHOLD	12/06/1965	Active	27	4	2	2	8.00%	35	15	3			N		0	\$21,000.00	
Exc Award (06/30/2018)																		
8645	COOLIDGE	02/28/1929	Active(1)	14	0	0	0	0.00%	0		8			T,M,VP,SC	24+	90+ Days		
8647	DOUGLAS	04/22/1929	Active	23	6	0	6	35.29%	17		2			N	M,SC	24+		
8649	ELOY	01/27/1945	Active	7	0	0	0	0.00%	7		8		4		M,VP,SC	24+		
8650	FLORENCE	03/28/1929	Active	11	0	0	0	0.00%	11		8			N		9	\$48.85	
8606	GILA BEND	01/07/1965	Active	6	0	0	0	0.00%	6		8		4		S,T,M,VP,SC	24+	90+ Days	
8652	GILBERT	10/14/1969	Active	16	1	1	0	0.00%	16	14	0			VP,SC	0		\$770.00	
Exc Award (06/30/2016, 06/30/2023)																		
8653	GLOBE	04/27/1943	Active	15	0	1	-1	-6.25%	16	45	2		2	N		1	\$2,527.75	
Exc Award (06/30/2018, 06/30/2022)																		
61905	GOLD CANYON	05/17/1999	Active	21	1	3	-2	-8.70%	23	18	2			N		12	\$1,120.00	




Club Health Assessment for District 21 S through March 2025

			Status	Membership							Reports					Finance		LCIF
Club Number	Club Name	Charter Date		Current Member Count	YTD Members Added	YTD Members Dropped	YTD Net Growth	YTD Net Growth%	Member Count 12 Months Ago	Avg. length of service for dropped members	Months Since Last MMR ***	Yrs. Since Last Officer Report	President Rotation	Vice President Reported ****	Months Since Last Activity Report ***	Account Balance	Donations for current Fiscal Year	
			Number of times on status quo within last two years	If below 15 members appears				If net loss is greater than 20% appears			If no report in 3 months appears in	When more than one year appears in	Number of repeat terms	Notes the officers that do not have an active	If no report at 12 months appears in red			
8609	GOODYEAR	05/14/1945	Active	2	1	0	1	100.00%	1		4		5	M,VP,SC	24+	90+ Days		
38433	GREEN VALLEY SAHUARITA	05/15/1980	Active	19	0	2	-2	-9.52%	20	3	3			VP,SC	4			
50497	GUADALUPE	05/04/1990	Cancelled(8*)	0	0	6	-6	-100.00%	6	18	3		None	P,S,T,M,VP SC	24+			
8655	HUACHUCA CITY	04/30/1963	Active	13	0	0	0	0.00%	13		9		5	R SC	9			
29841	LAVEEN	10/21/1974	Active	31	0	0	0	0.00%	31		8		6	S,T,M,VP,SC	24+		90+ Days	\$50.00
	Exc Award (06/30/2018)																	
119411	MARANA HOST	05/22/2013	Active	17	2	0	2	13.33%	15		0			R M,SC	0			\$550.00
124245	Maricopa	03/04/2015	Active	29	5	4	1	3.57%	28	5	0		2	N SC	1			\$1,981.00
	Exc Award (06/30/2023, 06/30/2024)																	
106858	MESA FOUNTAIN OF THE SUN	11/11/2009	Active	49	14	4	10	25.64%	40	14	0			N	0			\$2,350.00
	Exc Award (06/30/2017, 06/30/2024)																	
38140	MESA LEISURE WORLD	03/31/1980	Active	63	4	6	-2	-3.08%	66	10	2			VP	1		\$500.00	
	Exc Award (06/30/2019, 06/30/2021, 06/30/2022)																	
122542	Mesa Sunland Springs Village	06/18/2014	Active	25	2	0	2	8.70%	23		1		6	R VP,SC	0		\$4,300.00	
	Exc Award (06/30/2016, 06/30/2022, 06/30/2023)																	
8658	MESA THUNDERBIRD	05/15/1963	Active	30	6	3	3	11.11%	26	2	0		2	R SC	0		\$650.00	
	Exc Award (06/30/2017, 06/30/2018, 06/30/2019)																	
8659	MIAMI	03/19/1928	Active	8	0	0	0	0.00%	8		4		6	T,M,VP,SC	24+			
8660	MORENCI	10/17/1947	Active	19	5	0	5	35.71%	11		5		6	R M,SC	22			
8661	NOGALES	04/23/1945	Active	32	2	3	-1	-3.03%	33	3	4			N M,SC	1		\$500.00	
8664	SAFFORD	10/10/1950	Active	79	15	9	6	8.22%	72	5	0			N	1		\$4,890.00	
8666	SAN PEDRO VALLEY	11/04/1947	Active	10	8	6	2	25.00%	18	1	0			M,VP,SC	24+			
104237	SAN TAN	12/29/2008	Active	7	1	1	0	0.00%	7	2	3			N	0			
8651	SIERRA VISTA	10/18/1955	Active	16	0	0	0	0.00%	19		1		2	R M,SC	5		\$300.00	
29403	SIERRA VISTA LA SALIDA DEL SOL	05/10/1974	Cancelled(6*)	0	0	11	-11	-100.00%	13	20	3		None	P,S,T,M,VP SC	24+		\$1,100.00	
8668	SOUTH TUCSON	09/23/1947	Active	49	20	7	13	36.11%	38	17	0			N	0			



Club Health Assessment for District 21 S through March 2025

			Status	Membership							Reports					Finance	LCIF	
Club Number	Club Name	Charter Date		Current Member Count	YTD Members Added	YTD Members Dropped	YTD Net Growth	YTD Net Growth%	Member Count 12 Months Ago	Avg. length of service for dropped members	Months Since Last MMR ***	Yrs. Since Last Officer Report	President Rotation	Vice President Reported ****	Months Since Last Activity Report ***	Account Balance	Donations for current Fiscal Year	
			Number of times on status quo within last two years	If below 15 members appears				If net loss is greater than 20% appears			If no report in 3 months appears in	When more than one year appears in	Number of repeat terms	Notes the officers that do not have an active	If no report at 12 months appears in red			
44625	SUN LAKES	02/18/1985	Active	28	7	5	2	7.69%	27	1	0		3	R	SC	5		\$13,618.41
	Exc Award (06/30/2023)																	
115729	SUN LAKES BREAKFAST	12/19/2011	Active	30	4	1	3	11.11%	30	11	0			N	SC	1		\$3,250.00
	Exc Award (06/30/2016)																	
97626	TANQUE VERDE VALLEY	08/16/2006	Active	9	0	5	-5	-35.71%	14	6	1		2		M,VP	1	90+ Days	
8671	TEMPE	05/02/1929	Active	4	0	0	0	0.00%	4		12	1	None		P,S,T,M,VP SC	20	90+ Days	
8672	TOMBSTONE	04/09/1954	Active	16	0	0	0	0.00%	17		8		4	N	M,SC	24+		
8674	TUCSON BREAKFAST	04/03/1957	Active	54	9	7	2	3.85%	52	1	1		2		VP,SC	0		\$457.00
	Exc Award (06/30/2016, 06/30/2024)																	
145171	Tucson Cyber	02/24/2021	Active	1	2	27	-25	-96.15%	36	6	0		None		P,M,VP,SC	8		
	Exc Award (06/30/2022)																	
8673	TUCSON DOWNTOWN	04/26/1923	Active	23	1	1	0	0.00%	24	2	2			N		7		
8663	TUCSON RINCON	04/02/1953	Active	33	1	1	0	0.00%	32	43	0		6		VP,SC	7		\$345.00
8677	TUCSON WILMOT	11/20/1957	Active(1)	3	0	0	0	0.00%	2		8		4		T,M,VP,SC	16		


Clubs Cancelled Previous Fiscal Year – Clubs Cancelled within last 12 months may be reinstated

Club Number	Club Name	Charter Date	Current Status*	Cancellation Date
82662	SAN LUIS ARIZONA	06/17/2004	Cancelled(8*)	12/29/2023
54225	YUMA QUARTERMASTER EVENING	03/15/1993	Cancelled(6*)	06/29/2024

Current Total Clubs Count	YTD New Clubs Count	YTD Cancelled Clubs Count	YTD Net Club Gain	Current Total Members Count	YTD Add	YTD Drop	YTD Net Growth	YTD Net Growth %	Member Count 12 Months Ago	Average Member Count Per Club	% of Clubs with less than 20 members	% No MMR in 3 Months	% No Officer Report in 12 Months	% of Clubs with balance 90+ days	Number of Clubs in Status Quo	% Status Quo Clubs in Financial Suspension	Number of Cancelled Clubs	Average Cancelled Club Age	Members Lost Due to Cancellation	% of Clubs Cancelled for Non-Financial Reasons
45	1	3	-2	1,060	161	136	25	2.42%	1,027	24	47%	44%	2%	16%	0	0%	3	70	18	0%



Club Health Assessment for District 21 S through March 2025

			Status	Membership							Reports					Finance	LCIF
Club Number	Club Name	Charter Date		Current Member Count	YTD Members Added	YTD Members Dropped	YTD Net Growth	YTD Net Growth%	Member Count 12 Months Ago	Avg. length of service for dropped members	Months Since Last MMR ***	Yrs. Since Last Officer Report	President Rotation	Vice President Reported ****	Months Since Last Activity Report ***	Account Balance	Donations for current Fiscal Year
			Number of times on status quo within last two years	If below 15 members appears				If net loss is greater than 20% appears			If no report in 3 months appears in	When more than one year appears in	Number of repeat terms	Notes the officers that do not have an active	If no report at 12 months appears in red		

* - P - Priority Club. Cancellation Reasons: 1-Objectives/conduct, 2-Non-active club, 5-Non-existing club, 6-Disbanding, 7-Merger, 8-Financial Suspension, 9-District/Multiple District Dues.
** - Abbreviation: P-President, S-Secretary, T-Treasurer, M-Member Chairperson, VP-First Vice President, MC-Communications Chairperson, SC-Service Chairperson
*** - Abbreviation: N/R - Never reported using the Lions Clubs website, N/A - Not applicable, No password registered for the Lions Clubs website.
**** - Abbreviation: N - New, IP - Immediate Past, R - Repeat.




Club Health Assessment for District 22 A through March 2025

Club Number	Club Name	Charter Date	Status	Membership							Reports					Finance	LCIF
				Current Member Count	YTD Members Added	YTD Members Dropped	YTD Net Growth	YTD Net Growth%	Member Count 12 Months Ago	Avg. length of service for dropped members	Months Since Last MMR ***	Yrs. Since Last Officer Report	President Rotation	Vice President Reported ****	Months Since Last Activity Report ***	Account Balance	Donations for current Fiscal Year
			Number of times on status quo within last two years	If below 15 members appears				If net loss is greater than 20% appears			If no report in 3 months appears in	When more than one year appears in	Number of repeat terms	Notes the officers that do not have an active	If no report at 12 months red		
Clubs more than two years old																	
8713	ABERDEEN	05/27/1932	Active	47	0	1	-1	-2.08%	48	18	3			N	0		\$3,100.00
67122	ABERDEEN LIONESS	01/21/2003	Active	21	2	0	2	10.53%	21		4		11	S,M,VP,SC	1		\$200.00
8714	ANNAPOLIS	05/19/1941	Active	10	0	1	-1	-9.09%	11	33	6		2	R M,VP,SC	0		
8723	BALTIMORE FORTY WEST	04/22/1948	Active	14	0	1	-1	-6.67%	13	58	0			N P,SC	12		\$200.00
128892	Baltimore Nepalese	09/15/2016	Active	24	3	0	3	14.29%	20		2			R	9		
8724	BEL AIR	12/15/1942	Active	62	9	1	8	14.81%	54	12	0			N	0		\$3,350.00
Exc Award (06/30/2018, 06/30/2020, 06/30/20																	
46508	CHURCHVILLE	08/29/1986	Active	22	2	0	2	10.00%	22		2			R	0		\$500.00
Exc Award (06/30/2023)																	
8726	CLARKSVILLE	03/16/1971	Active	8	0	0	0	0.00%	8		9		8	M,VP,SC	24+	90+ Days	
8728	DARLINGTON	05/02/1947	Active	21	0	2	-2	-8.70%	18	1	6		2	R SC	0		\$333.00
Exc Award (06/30/2023, 06/30/2024)																	
8729	EASTERN REGIONAL	10/26/1942	Active	13	0	0	0	0.00%	13		9			N	2		
Exc Award (06/30/2018)																	
8732	EDGEWOOD	09/22/1947	Active	17	0	0	0	0.00%	15		3		5	R M,VP,SC	6		\$2,040.00
8733	ELLICOTT CITY COLUMBIA	04/29/1947	Active	11	3	0	3	37.50%	9		1		2	VP,SC	13		\$3,000.00
8734	FALLSTON	03/17/1970	Active	13	0	0	0	0.00%	13		9		7	R VP,SC	24+		
46400	GLENWOOD	06/16/1950	Active	30	0	0	0	0.00%	30		11		5	R	7		\$25.00
8739	JARRETTSVILLE	05/06/1949	Active	74	11	4	7	10.45%	66	17	1			N SC	3		\$3,300.00
Exc Award (06/30/2023, 06/30/2024)																	
8740	JOPPATOWNE L C	01/07/1965	Active	9	0	1	-1	-10.00%	15	12	8		9	R SC	24+		
8742	LINTHICUM	11/22/1943	Active	12	0	0	0	0.00%	12		5		4	R M	2		\$260.00
8744	LONG GREEN VALLEY	03/04/1957	Active	9	0	0	0	0.00%	9		1		23	R T,M	24+		
8746	OVERLEA	02/22/1946	Active	11	1	0	1	10.00%	10		0		4	T,M,VP,SC	16		
111276	PERRY HALL KINGSVILLE	06/09/2011	Active	30	1	6	-5	-14.29%	34	8	0		15	M,VP,SC	21		



Club Health Assessment for District 22 A through March 2025

						Status										Membership										Reports					Finance		LCIF
Club Number	Club Name	Charter Date							Current Member Count	YTD Members Added	YTD Members Dropped	YTD Net Growth	YTD Net Growth%	Member Count 12 Months Ago	Avg. length of service for dropped members	Months Since Last MMR ***	Yrs. Since Last Officer Report	President Rotation	Vice President Reported ****	Months Since Last Activity Report ***	Account Balance	Donations for current Fiscal Year											
					Number of times on status quo within last two years				If below 15 members appears				If net loss is greater than 20% appears				If no report in 3 months appears in		When more than one year appears in	Number of repeat terms	Notes the officers that do not have an active		If no report at 12 months appears in red										
8750	REISTERSTOWN Exc Award (06/30/2018)	01/13/1950		Active					20	0	0	0	0.00%	21		9				P,M,VP,SC	22												
8753	SEVERN RIVER Exc Award (06/30/2023)	02/02/1956		Active					48	1	3	-2	-4.00%	54	15	0			N	SC	4		\$1,910.00										
Current Total Clubs Count	YTD New Clubs Count	YTD Cancelled Clubs Count	YTD Net Club Gain	Current Total Members Count	YTD Add	YTD Drop	YTD Net Growth	YTD Net Growth %	Member Count 12 Months Ago	Average Member Count Per Club	% of Clubs with less than 20 members	% No MMR in 3 Months	% No Officer Report in 12 Months	% of Clubs with balance 90+ days	Number of Clubs in Status Quo	% Status Quo Clubs in Financial Suspension	Number of Cancelled Clubs	Average Cancelled Club Age	Members Lost Due to Cancellation	% of Clubs Cancelled for Non-Financial Reasons													
22	0	0	0	526	33	20	13	2.53%	516	24	50%	55%	0%	5%	0	0%	0	0	0	0%													

* - P - Priority Club. Cancellation Reasons: 1-Objectives/conduct, 2-Non-active club, 5-Non-existing club, 6-Disbanding, 7-Merger, 8-Financial Suspension, 9-District/Multiple District Dues.

** - Abbreviation: P-President, S-Secretary, T-Treasurer, M-Member Chairperson, VP-First Vice President, MC-Communications Chairperson, SC-Service Chairperson

*** - Abbreviation: N/R - Never reported using the Lions Clubs website, N/A - Not applicable, No password registered for the Lions Clubs website.

**** - Abbreviation: N - New, IP - Immediate Past, R - Repeat.



Club Health Assessment for District 22 B through March 2025

Club Number	Club Name	Charter Date	Status	Membership							Reports					Finance	LCIF
				Current Member Count	YTD Members Added	YTD Members Dropped	YTD Net Growth	YTD Net Growth%	Member Count 12 Months Ago	Avg. length of service members	Months Since Last MMR ***	Yrs. Since Last Officer Report	President Rotation	Vice President Reported ****	Months Since Last Activity Report ***	Account Balance	Donations for current Fiscal Year
			Number of times on status quo within last two years	If below 15 members appears				If net loss is greater than 20% appears			If no report in 3 months appears in	When more than one year appears in	Number of repeat terms	Notes the officers that do not have an active	If no report at 12 months appears in red		
Clubs more than two years old																	
8759 ALLEN		09/21/1959	Active	24	0	3	-3	-11.11%	27	11	3			R	M,SC	20	
Exc Award (06/30/2017)																	
8760 BERLIN		11/20/1931	Active	53	0	0	0	0.00%	52		4		4		M,VP,SC	10	90+ Days
8761 BETTERTON STILL POND		08/19/1952	Active	20	2	3	-1	-4.76%	21	8	2		2		T,VP	4	\$500.00
8762 CAMBRIDGE		09/03/1952	Active	25	1	2	-1	-3.85%	25	2	0			N	M	0	\$1,000.00
Exc Award (06/30/2021, 06/30/2023, 06/30/20)																	
8763 CECILTON		04/02/1952	Active	43	1	6	-5	-10.42%	49	11	7		None	N	P,VP,SC	7	\$500.00
8765 CHESAPEAKE CITY		11/21/1946	Active	79	10	4	6	8.22%	73	4	0		2	N	SC	0	\$2,050.00
Exc Award (06/30/2018, 06/30/2020, 06/30/20)																	
8766 CHESTERTOWN		02/13/1940	Active	69	4	7	-3	-4.17%	79	14	0			N		0	\$1,627.00
Exc Award (06/30/2018, 06/30/2021, 06/30/20)																	
62637 CONOWINGO		01/01/2000	Active	10	0	0	0	0.00%	11		7		2	R	M,SC	4	
40859 CRISFIELD		02/22/1982	Active	27	2	2	0	0.00%	25	10	1		2	R		2	\$1,000.00
66424 CRISFIELD LIONESS		06/28/2002	Active	43	5	3	2	4.88%	40	9	0			R		3	\$900.00
8768 DEAL ISLAND CHANCE		10/24/1952	Active	16	0	0	0	0.00%	16		9		3	R	VP,SC	12	
8769 DENTON		09/26/1946	Active	15	1	2	-1	-6.25%	17	37	0			N	M,SC	2	\$1,000.00
8770 EASTON		02/01/1940	Active	33	1	0	1	3.13%	31		6			IP	M,SC	5	90+ Days \$350.00
8771 ELKTON		12/05/1947	Active	9	0	1	-1	-10.00%	10	6	0		6	R		16	90+ Days \$1,400.00
8772 FEDERALSBURG		05/17/1940	Active	100	6	4	2	2.04%	96	6	0			R		2	\$3,000.00
Exc Award (06/30/2019, 06/30/2020, 06/30/20)																	
8773 FRUITLAND		05/01/1947	Active	14	0	0	0	0.00%	13		11				P,M,VP,SC	17	
Exc Award (06/30/2018)																	
8774 GALENA		10/29/1958	Active	18	0	3	-3	-14.29%	19	1	6			N	SC	3	
8775 GREENSBORO		03/18/1938	Active	23	0	1	-1	-4.17%	23	23	6				M,VP,SC	0	\$1,000.00
8776 HEBRON		02/01/1938	Active	26	1	1	0	0.00%	28	15	1			N		11	\$275.00
8777 HURLOCK		02/11/1938	Active	43	1	0	1	2.38%	41		2			N		1	\$2,000.00



Club Health Assessment for District 22 B through March 2025

			Status	Membership							Reports					Finance	LCIF
Club Number	Club Name	Charter Date		Current Member Count	YTD Members Added	YTD Members Dropped	YTD Net Growth	YTD Net Growth%	Member Count 12 Months Ago	Avg. length of service for dropped members	Months Since Last MMR ***	Yrs. Since Last Officer Report	President Rotation	Vice President Reported ****	Months Since Last Activity Report ***	Account Balance	Donations for current Fiscal Year
			Number of times on status quo within last two years	If below 15 members appears				If net loss is greater than 20% appears			If no report in 3 months appears in	When more than one year appears in	Number of repeat terms	Notes the officers that do not have an active	If no report at 12 months appears in red		
Exc Award (06/30/2024)																	
8778	KENT ISLAND	01/31/1947	Active	11	0	0	0	0.00%	13		1		3	M,VP,SC	8		\$1,860.00
8779	MARION	05/07/1951	Active	15	3	1	2	15.38%	11	26	3		None	N	P	4	\$1,020.00
8780	MARYDEL	02/02/1948	Active	17	1	1	0	0.00%	14	14	0			N	SC	15	
47746	MILLINGTON	10/01/1987	Active	62	12	8	4	6.90%	60	2	0			N		0	\$100.00
8783	OCEAN CITY	05/14/1947	Active	38	0	1	-1	-2.56%	42	58	1			IP	SC	0	
Exc Award (06/30/2019)																	
146138	Ocean City Lioness	05/24/2021	Active	45	0	1	-1	-2.17%	53	2	2			N		N/A	\$300.00
8785	PERRYVILLE	04/28/1944	Active	13	0	1	-1	-7.14%	16	8	7		5	R		9	\$2,300.00
Exc Award (06/30/2018)																	
8786	PITTSVILLE	10/09/1945	Active(1)	5	0	0	0	0.00%	5		19	1	None		P,S,T,M,VP SC	24+	90+ Days
8787	POCOMOKE CITY	02/21/1934	Active	11	0	0	0	0.00%	12		10		5	R	T,M	16	\$1,000.00
8789	PRESTON	02/28/1940	Active	26	9	3	6	30.00%	20	3	0		2	R	T,VP	14	\$250.00
8790	PRINCESS ANNE	04/20/1948	Active	35	2	4	-2	-5.41%	37	21	1			N	T,M,SC	0	\$1,000.00
8791	QUEENSTOWN	11/14/1935	Active	19	0	2	-2	-9.52%	21	1	1		3	R	VP,SC	1	\$1,000.00
8792	RIDGELY	03/06/1953	Active	42	1	6	-5	-10.64%	46	8	0		2	R		0	\$2,125.00
8793	RISING SUN	06/08/1932	Active	38	0	0	0	0.00%	38		2			N	SC	18	
8794	ROCK HALL	02/04/1953	Active	22	2	3	-1	-4.35%	23	3	1		7		VP	3	90+ Days
8795	SALISBURY	05/21/1923	Active	58	3	7	-4	-6.45%	67	9	1			N	M,SC	0	\$700.00
141686	Salisbury Bonded-By-Loyalty	06/17/2020	Cancelled(8*)	0	0	21	-21	-100.00%	21	4	3	1	None		P,S,T,M,VP SC	14	90+ Days
120517	Salisbury Heritage	10/09/2013	Active	11	0	1	-1	-8.33%	16	3	3				M,VP,SC	0	90+ Days
54330	SALISBURY METRO	04/12/1993	Active	15	0	0	0	0.00%	12		5		None		P,VP,SC	4	90+ Days
127515	Salisbury PRIDE	05/13/2016	Cancelled(8*)	0	0	14	-14	-100.00%	14	6	3	1	None		P,S,T,M,VP SC	15	90+ Days
8796	SHARPTOWN	02/16/1940	Active	10	0	1	-1	-9.09%	11	56	7		3	N	P,VP	7	\$1,025.00
8797	SNOW HILL	04/15/1946	Active	24	2	2	0	0.00%	24	18	2		4	N	M,SC	15	
8798	SUDLERSVILLE	10/01/1962	Active	23	0	0	0	0.00%	23		13			N	P,T,M	0	\$550.00



Club Health Assessment for District 22 B through March 2025

Club Number	Club Name	Charter Date	Status	Membership							Reports					Finance	LCIF
				Current Member Count	YTD Members Added	YTD Members Dropped	YTD Net Growth	YTD Net Growth%	Member Count 12 Months Ago	Avg. length of service for dropped members	Months Since Last MMR ***	Yrs. Since Last Officer Report	President Rotation	Vice President Reported ****	Months Since Last Activity Report ***	Account Balance	Donations for current Fiscal Year
			Number of times on status quo within last two years	If below 15 members appears				If net loss is greater than 20% appears			If no report in 3 months appears in	When more than one year appears in	Number of repeat terms	Notes the officers that do not have an active	If no report at 12 months appears in red		
8799	TRAPPE	11/15/1949	Active	18	2	0	2	12.50%	16		2		3	R T,VP	3		
8801	WILLARDS	10/07/1948	Active	18	0	3	-3	-14.29%	21	24	6		4	R M,SC	5		\$1,250.00

Clubs Cancelled Previous Fiscal Year – Clubs Cancelled within last 12 months may be reinstated

Club Number	Club Name	Charter Date	Current Status*	Cancellation Date
8782	NORTH EAST	03/27/1947	Cancelled(6*)	04/29/2024

Current Total Clubs Count	YTD New Clubs Count	YTD Cancelled Clubs Count	YTD Net Club Gain	Current Total Members Count	YTD Add	YTD Drop	YTD Net Growth	YTD Net Growth %	Member Count 12 Months Ago	Average Member Count Per Club	% of Clubs with less than 20 members	% No MMR in 3 Months	% No Officer Report in 12 Months	% of Clubs with balance 90+ days	Number of Clubs in Status Quo	% Status Quo Clubs in Financial Suspension	Number of Cancelled Clubs	Average Cancelled Club Age	Members Lost Due to Cancellation	% of Clubs Cancelled for Non-Financial Reasons
43	0	2	-2	1,266	72	122	-50	-3.80%	1,332	29	42%	42%	2%	16%	0	0%	2	45	35	0%

* - P - Priority Club. Cancellation Reasons: 1-Objectives/conduct, 2-Non-active club, 5-Non-existing club, 6-Disbanding, 7-Merger, 8-Financial Suspension, 9-District/Multiple District Dues.

** - Abbreviation: P-President, S-Secretary, T-Treasurer, M-Member Chairperson, VP-First Vice President, MC-Communications Chairperson, SC-Service Chairperson

*** - Abbreviation: N/R - Never reported using the Lions Clubs website, N/A - Not applicable, No password registered for the Lions Clubs website.

**** - Abbreviation: N - New, IP - Immediate Past, R - Repeat.



Club Health Assessment for District 22 C through March 2025

			Status	Membership							Reports					Finance		LCIF
Club Number	Club Name	Charter Date		Current Member Count	YTD Members Added	YTD Members Dropped	YTD Net Growth	YTD Net Growth%	Member Count 12 Months Ago	Avg. length of service for dropped members	Months Since Last MMR ***	Yrs. Since Last Officer Report	President Rotation	Vice President Reported ****	Months Since Last Activity Report ***	Account Balance	Donations for current Fiscal Year	
			Number of times on status quo within last two years	If below 15 members appears				If net loss is greater than 20% appears			If no report in 3 months appears in	When more than one year appears in	Number of repeat terms	Notes the officers that do not have an active	If no report at 12 months appears in red			
Clubs less than two years old																		
156815	DMV Maryland	01/26/2024	Cancelled(8*)	0	0	21	-21	-100.00%	21	1	15		None	P,S,T,M,VP SC	9	90+ Days		
176911	Greater Washington AAPI	08/19/2024	Active	21	24	3	21	100.00%	0	0	1			T,M,VP,SC	N/R	90+ Days		
179595	Mid-Atlantic Community Building	02/04/2025	Newly Chartered	24	24	0	24	100.00%	0		1			VP,SC	N/R			
156536	Oxon Hill - Shining Stars	12/07/2023	Active	23	4	13	-9	-28.13%	31	1	1		2	N	M,SC	1		
157261	Washington Hope for DC	04/11/2024	Cancelled(8*)	0	0	23	-23	-100.00%	0	1	14		None	P,S,T,M,VP SC	9	90+ Days		
Clubs more than two years old																		
8805	BELTSVILLE	03/17/1958	Active	41	4	2	2	5.13%	40	14	0		3	R	SC	9		
8804	BOWIE	06/20/1962	Active	40	4	0	4	11.11%	36		0			VP,SC	1		\$1,450.00	
8808	BRANDYWINE	01/11/1944	Active	26	1	1	0	0.00%	27	28	7		6	R		0	90+ Days	\$1,000.00
8810	BURTONSVILLE	12/15/1954	Active	18	0	1	-1	-5.26%	19	18	7			R	S,VP,SC	11		
8811	CALVERT COUNTY	05/01/1940	Active	30	2	5	-3	-9.09%	33	30	3		3	N	SC	7		\$150.00
123888	Capitol Hill	12/29/2014	Active(1)	14	0	0	0	0.00%	13		4		2		M,VP	11	90+ Days	
8814	COLESVILLE	11/02/1953	Active	24	4	2	2	9.09%	22	2	1		3	R	M,SC	1		\$2,100.00
8815	COLLEGE PARK	11/06/1952	Active	9	1	0	1	12.50%	8		1		4		VP,SC	20		\$100.00
8816	DAMASCUS	09/11/1946	Active	56	2	6	-4	-6.67%	57	13	0		None	R	P,SC	1		\$5,748.00
Exc Award (06/30/2018, 06/30/2021, 06/30/2025)																		
8818	GATEWAY	01/26/1950	Active	11	0	2	-2	-15.38%	13	44	3		4		VP,SC	1		\$5,150.00
8821	GREENBELT	11/26/1951	Active	15	0	1	-1	-6.25%	15	38	4		7	R		5	90+ Days	\$500.00
8822	HILLCREST MARLOW HEIGHTS	04/12/1954	Active	9	0	0	0	0.00%	9		70	3	None	P,S,T,M,VP SC	N/R			
29101	HOLLYWOOD	04/09/1974	Active	32	2	2	0	0.00%	32	26	1			N	SC	5		\$1,000.00
8823	HYATTSVILLE	03/03/1937	Active	3	0	0	0	0.00%	3		52	1	None	P,S,T,M,VP SC	N/R			
8827	LA PLATA	01/18/1945	Active	39	0	3	-3	-7.14%	42	25	4		2		T,M,VP	18		\$2,000.00
8828	LAUREL	04/20/1932	Active	3	0	8	-8	-72.73%	15	35	3		6		M,VP,SC	9		\$200.00
8829	LAYTONSVILLE	04/10/1961	Active	56	1	1	0	0.00%	53	0	2		4	N	M	0		\$1,000.00



Club Health Assessment for District 22 C through March 2025

			Status	Membership							Reports					Finance		LCIF
Club Number	Club Name	Charter Date		Current Member Count	YTD Members Added	YTD Members Dropped	YTD Net Growth	YTD Net Growth%	Member Count 12 Months Ago	Avg. length of service for dropped members	Months Since Last MMR ***	Yrs. Since Last Officer Report	President Rotation	Vice President Reported ****	Months Since Last Activity Report ***	Account Balance	Donations for current Fiscal Year	
			Number of times on status quo within last two years	If below 15 members appears				If net loss is greater than 20% appears			If no report in 3 months appears in	When more than one year appears in	Number of repeat terms	Notes the officers that do not have an active	If no report at 12 months appears in red			
8830	LEONARDTOWN	04/23/1940	Active	63	8	4	4	6.78%	56	4	0			N	M,SC	9		\$1,500.00
	Exc Award (06/30/2018)																	
8831	LEXINGTON PARK	01/04/1946	Active	6	3	1	2	50.00%	4	52	0		4		M,VP,SC	3		
8833	MECHANICSVILLE	03/29/1957	Active	9	0	1	-1	-10.00%	10	40	1		2	R	M,SC	11		\$100.00
128515	Melwood Environmental	08/08/2016	Active(1)	8	0	0	0	0.00%	10		11	1	None		P,S,T,M,VP SC	12		
8834	MONOCACY	11/13/1940	Active	53	10	7	3	6.00%	53	34	0			R		0		\$8,025.00
8835	MONTGOMERY CENTRAL DERWOOD	03/17/1968	Active	9	0	0	0	0.00%	9		11		None		P,VP,SC	12		\$50.00
8837	MOUNT RAINIER BRENTWOOD	12/12/1946	Active	6	0	0	0	0.00%	6		19	1	None		P,S,T,M,VP SC	14		\$500.00
8838	OLNEY	03/21/1972	Active	49	7	2	5	11.36%	49	6	1			R	M,VP,SC	1		\$1,000.00
	Exc Award (06/30/2023)																	
8844	RIDGE	05/01/1957	Active	21	1	3	-2	-8.70%	24	15	1		8	N	SC	4		
8846	ROCKVILLE	02/17/1938	Active	27	0	7	-7	-20.59%	36	17	1				M,VP,SC	1		\$1,150.00
8847	SANDY SPRING	05/13/1946	Active	50	11	6	5	11.11%	50	22	0			N	SC	0		\$4,200.00
8849	SILVER HILL	11/02/1970	Active	35	1	24	-23	-39.66%	55	9	0			N		4		\$325.00
36877	SILVER SPRING LEISURE WORLD	04/23/1979	Active	60	6	5	1	1.69%	63	11	0		None	N	P,SC	1		\$2,000.00
8840	SOUTH POTOMAC L C	02/17/1960	Active	10	0	0	0	0.00%	11		6		3		P,M,VP,SC	9		
8852	SUBURBAN	11/30/1950	Active	21	3	0	3	16.67%	19		1		2	R	M	1		\$3,120.00
	Exc Award (06/30/2024)																	
8872	TAKOMA PARK	11/19/1929	Active	22	2	1	1	4.76%	22	0	6		8	R	SC	8		\$3,500.00
	Exc Award (06/30/2016)																	
149430	The George Washington University Campus	12/29/2021	Cancelled(8*)	0	0	7	-7	-100.00%	7	3	2	1	None		P,S,T,M,VP SC	N/R	90+ Days	
53003	UNIVERSITY PARK	05/01/1992	Active	1	0	0	0	0.00%	1		12		14		M,VP,SC	0		
8856	WALDORF	08/27/1947	Active	62	0	0	0	0.00%	54		9		2	N	SC	6		\$70.00
	Exc Award (06/30/2024)																	
8868	WASH PALISADES GEORGETOWN	02/07/1955	Active	19	0	0	0	0.00%	19		9		5	N	VP,SC	0	90+ Days	\$2,100.00



Club Health Assessment for District 22 C through March 2025

			Status	Membership						Reports					Finance	LCIF	
Club Number	Club Name	Charter Date		Current Member Count	YTD Members Added	YTD Members Dropped	YTD Net Growth	YTD Net Growth%	Member Count 12 Months Ago	Avg. length of service for members	Months Since Last MMR ***	Yrs. Since Last Officer Report	President Rotation	Vice President Reported ****	Months Since Last Activity Report ***	Account Balance	Donations for current Fiscal Year
			Number of times on status quo within last two years	If below 15 members appears				If net loss is greater than 20% appears			If no report in 3 months appears in	When more than one year appears in	Number of repeat terms	Notes the officers that do not have an active	If no report at 12 months appears in red		
8864	WASHINGTON CHI-AM	03/09/1960	Active	6	0	0	0	0.00%	6		11		6	R	24+		
64835	WASHINGTON DC SPECIAL OLYMPICS	12/11/2001	Active(2)	12	0	0	0	0.00%	22		9		None	P,S,T,M,VP SC	13	90+ Days	\$200.00
8862	WASHINGTON FORT STEVENS	06/14/1971	Active	9	2	1	1	12.50%	8	2	0		4	R	0		
38434	WASHINGTON MIDTOWN	05/07/1980	Active	37	0	0	0	0.00%	35		0		2	R	0		\$705.00
Exc Award (06/30/2022)																	

Clubs Cancelled Previous Fiscal Year – Clubs Cancelled within last 12 months may be reinstated

Club Number	Club Name	Charter Date	Current Status*	Cancellation Date
8855	UPPER MARLBORO	01/19/1938	Cancelled(6*)	11/29/2023

Current Total Clubs Count	YTD New Clubs Count	YTD Cancelled Clubs Count	YTD Net Club Gain	Current Total Members Count	YTD Add	YTD Drop	YTD Net Growth	YTD Net Growth %	Member Count 12 Months Ago	Average Member Count Per Club	% of Clubs with less than 20 members	% No MMR in 3 Months	% No Officer Report in 12 Months	% of Clubs with balance 90+ days	Number of Clubs in Status Quo	% Status Quo Clubs in Financial Suspension	Number of Cancelled Clubs	Average Cancelled Club Age	Members Lost Due to Cancellation	% of Clubs Cancelled for Non-Financial Reasons
43	2	3	-1	1,089	127	163	-36	-3.20%	1,118	25	44%	47%	9%	14%	0	0%	3	30	51	0%

* - P - Priority Club. Cancellation Reasons: 1-Objectives/conduct, 2-Non-active club, 5-Non-existing club, 6-Disbanding, 7-Merger, 8-Financial Suspension, 9-District/Multiple District Dues.

** - Abbreviation: P-President, S-Secretary, T-Treasurer, M-Member Chairperson, VP-First Vice President, MC-Communications Chairperson, SC-Service Chairperson

*** - Abbreviation: N/R - Never reported using the Lions Clubs website, N/A - Not applicable, No password registered for the Lions Clubs website.

**** - Abbreviation: N - New, IP - Immediate Past, R - Repeat.



Club Health Assessment for District 22 D through March 2025

			Status	Membership							Reports					Finance	LCIF
Club Number	Club Name	Charter Date		Current Member Count	YTD Members Added	YTD Members Dropped	YTD Net Growth	YTD Net Growth%	Member Count 12 Months Ago	Avg. length of service for dropped members	Months Since Last MMR ***	Yrs. Since Last Officer Report	President Rotation	Vice President Reported ****	Months Since Last Activity Report ***	Account Balance	Donations for current Fiscal Year
			Number of times on status quo within last two years	If below 15 members appears				If net loss is greater than 20% appears			If no report in 3 months appears in	When more than one year appears in	Number of repeat terms	Notes the officers that do not have an active	If no report at 12 months appears in red		
Clubs less than two years old																	
157613	Delaware Generous	03/05/2024	Active	24	2	0	2	9.09%	22		5			M,VP,SC	N/R	90+ Days	
180538	Delaware Valley	01/24/2025	Newly Chartered	20	20	0	20	100.00%	0		2			M,VP,SC	N/R		
179187	DSU Campus	01/09/2025	Newly Chartered	23	23	0	23	100.00%	0		2		N		N/A		
171500	MOT Area Lions Club	05/13/2024	Active	17	1	5	-4	-19.05%	0	2	2		2	N	6		
Clubs more than two years old																	
133760	Bellefonte	01/30/2018	Active	160	38	18	20	14.29%	142	5	0			N	M,SC	6	(\$4,358.60)
Exc Award (06/30/2019, 06/30/2023, 06/30/20)																	
8875	BRIDGEVILLE	10/02/1952	Active	20	0	0	0	0.00%	22		9			M,VP,SC	24+		
8876	BROOKSIDE L C	01/03/1955	Active	14	0	1	-1	-6.67%	16	27	0		6	M,VP,SC	0		\$300.00
8877	CAMDEN WYOMING	03/01/1954	Active	21	0	0	0	0.00%	21		0			N	M,SC	23	
8881	CLAYMONT	03/28/1938	Active	86	5	4	1	1.18%	80	15	0			N	SC	0	\$3,716.00
Exc Award (06/30/2017, 06/30/2018, 06/30/20)																	
8882	CLAYTON	11/13/1946	Active	24	1	2	-1	-4.00%	25	8	0			VP,SC	0		\$140.00
Exc Award (06/30/2017, 06/30/2018)																	
153448	Delaware Camp Conquer	01/13/2023	Active	23	0	0	0	0.00%	23		20		3	M,VP,SC	1		
8883	DELAWARE CITY	05/21/1951	Active	26	1	0	1	4.00%	25		5			VP,SC	7		\$500.00
122010	Delaware State University Campus	04/25/2014	Cancelled(8*)	0	0	2	-2	-100.00%	2	6	22	1	None	P,S,T,M,VP SC	24+	90+ Days	
8884	DELMAR	02/22/1938	Active	31	0	0	0	0.00%	29		9		5	R	P,T,SC	8	\$400.00
8885	DEWEY BEACH	04/05/1951	Active	162	19	14	5	3.18%	153	12	0		2	N		0	\$1,203.95
Exc Award (06/30/2019)																	
8886	DOVER	03/26/1946	Active	47	30	34	-4	-7.84%	68	3	0			R		0	\$9,300.00
Exc Award (06/30/2022, 06/30/2023)																	
46633	FENWICK ISLAND	11/21/1986	Active	27	1	4	-3	-10.00%	30	14	2		2	R	M,SC	0	
52894	FREDERICA SPRING CREEK	04/14/1992	Active	36	4	1	3	9.09%	32	36	0			N		2	\$7,062.00
Exc Award (06/30/2017, 06/30/2018, 06/30/20)																	



Club Health Assessment for District 22 D through March 2025

			Status	Membership							Reports					Finance	LCIF	
Club Number	Club Name	Charter Date		Current Member Count	YTD Members Added	YTD Members Dropped	YTD Net Growth	YTD Net Growth%	Member Count 12 Months Ago	Avg. length of service for dropped members	Months Since Last MMR ***	Yrs. Since Last Officer Report	President Rotation	Vice President Reported ****	Months Since Last Activity Report ***	Account Balance	Donations for current Fiscal Year	
			Number of times on status quo within last two years	If below 15 members appears					If net loss is greater than 20% appears			If no report in 3 months appears in	When more than one year appears in	Number of repeat terms	Notes the officers that do not have an active	If no report at 12 months appears in red		
36970	GLASGOW	04/27/1979	Active	23	0	4	-4	-14.81%	26	1	4				VP,SC	1		\$1,426.00
Exc Award (06/30/2024)																		
8889	GREENWOOD	08/21/1956	Active	3	0	3	-3	-50.00%	6	27	3		None	N	P,M,SC	17		\$435.00
8890	HARRINGTON	04/10/1939	Active	49	1	1	0	0.00%	47	14	0		7	R	VP,SC	0		\$563.00
Exc Award (06/30/2016, 06/30/2017, 06/30/2020)																		
141168	KOPE Cyber	03/10/2020	Cancelled(8*)	0	0	1	-1	-100.00%	1	2	6	1	None		P,S,T,M,VP SC	24+	90+ Days	
8893	LAUREL	11/29/1935	Active	26	0	1	-1	-3.70%	27	2	5				VP,SC	9		
Exc Award (06/30/2017)																		
8894	LEWES	05/21/1946	Active	36	5	7	-2	-5.26%	36	13	2		4		P,VP,SC	24	90+ Days	
Exc Award (06/30/2017)																		
8895	LORD BALTIMORE	01/08/1946	Active	64	8	4	4	6.67%	60	2	0		2	N	SC	0		\$2,563.00
Exc Award (06/30/2017, 06/30/2019, 06/30/2020)																		
8897	MILFORD	04/29/1946	Active	46	2	2	0	0.00%	50	2	0			N	VP	6		\$15,150.00
Exc Award (06/30/2019, 06/30/2022)																		
8899	MILLSBORO	03/18/1940	Active	29	5	1	4	16.00%	25	19	4			N	M,SC	6		\$100.00
Exc Award (06/30/2017)																		
8900	MILTON	02/14/1946	Active	42	1	1	0	0.00%	45	22	1			N		0		\$600.00
Exc Award (06/30/2019)																		
8902	NEW CASTLE HUNDRED	05/07/1947	Active	47	10	0	10	27.03%	41		0		2	N	SC	24+		\$1,650.00
Exc Award (06/30/2019, 06/30/2021, 06/30/2020)																		
8903	NEWARK	09/23/1929	Active	8	0	0	0	0.00%	8		12		2		M,VP,SC	24+		\$300.00
28139	PIKE CREEK - GREEN HILLS	03/15/1974	Active	17	3	2	1	6.25%	15	48	0		11	R	SC	0		\$30,450.00
8904	REHOBOTH BEACH	10/24/1946	Active	5	0	0	0	0.00%	14		9				P,S,M,VP,SC	19		\$200.00
Exc Award (06/30/2017)																		
8905	SEAFORD	02/07/1938	Active	31	0	2	-2	-6.06%	33	10	4			N	SC	1		
8909	TALLEYVILLE-NAAMANS	04/15/1947	Active	10	0	0	0	0.00%	10		12		3	R		12		\$1,050.00
Exc Award (06/30/2016)																		
43011	WILMINGTON GATEWAY	09/12/1983	Active	10	0	2	-2	-16.67%	12	16	7		2		M,VP,SC	24+		\$24.00



Club Health Assessment for District 22 D through March 2025

			Status	Membership							Reports				Finance	LCIF	
Club Number	Club Name	Charter Date		Current Member Count	YTD Members Added	YTD Members Dropped	YTD Net Growth	YTD Net Growth%	Member Count 12 Months Ago	Avg. length of service for dropped members	Months Since Last MMR ***	Yrs. Since Last Officer Report	President Rotation	Vice President Reported ****	Months Since Last Activity Report ***	Account Balance	Donations for current Fiscal Year
			Number of times on status quo within last two years	If below 15 members appears			If net loss is greater than 20% appears			If no report in 3 months appears in			When more than one year appears in	Number of repeat terms	Notes the officers that do not have an active	If no report at 12 months appears in red	
Exc Award (06/30/2019) 8911 WILMINGTON MANOR 03/12/1943			Active	25	2	4	-2	-7.41%	27	7	1			N	0		\$2,000.00
Exc Award (06/30/2019) 152485 Wilmington United 08/29/2022			Active(1)	26	2	11	-9	-25.71%	46	2	2		2	VP	N/A	90+ Days	

Clubs Cancelled Previous Fiscal Year – Clubs Cancelled within last 12 months may be reinstated

Club Number	Club Name	Charter Date	Current Status*	Cancellation Date
97424	CAPITOL CITY	06/28/2006	Cancelled(6*)	06/29/2024
8896	MIDDLETOWN	10/24/1947	Cancelled(6*)	06/29/2024

Current Total Clubs Count	YTD New Clubs Count	YTD Cancelled Clubs Count	YTD Net Club Gain	Current Total Members Count	YTD Add	YTD Drop	YTD Net Growth	YTD Net Growth %	Member Count 12 Months Ago	Average Member Count Per Club	% of Clubs with less than 20 members	% No MMR in 3 Months	% No Officer Report in 12 Months	% of Clubs with balance 90+ days	Number of Clubs in Status Quo	% Status Quo Clubs in Financial Suspension	Number of Cancelled Clubs	Average Cancelled Club Age	Members Lost Due to Cancellation	% of Clubs Cancelled for Non-Financial Reasons
35	2	2	0	1,258	184	131	53	4.40%	1,219	36	23%	40%	0%	9%	0	0%	2	55	3	0%

* - P - Priority Club. Cancellation Reasons: 1-Objectives/conduct, 2-Non-active club, 5-Non-existing club, 6-Disbanding, 7-Merger, 8-Financial Suspension, 9-District/Multiple District Dues.

** - Abbreviation: P-President, S-Secretary, T-Treasurer, M-Member Chairperson, VP-First Vice President, MC-Communications Chairperson, SC-Service Chairperson

*** - Abbreviation: N/R - Never reported using the Lions Clubs website, N/A - Not applicable, No password registered for the Lions Clubs website.

**** - Abbreviation: N - New, IP - Immediate Past, R - Repeat.



Club Health Assessment for District 22 W through March 2025

			Status	Membership							Reports					Finance	LCIF
Club Number	Club Name	Charter Date		Current Member Count	YTD Members Added	YTD Members Dropped	YTD Net Growth	YTD Net Growth%	Member Count 12 Months Ago	Avg. length of service for dropped members	Months Since Last MMR ***	Yrs. Since Last Officer Report	President Rotation	Vice President Reported ****	Months Since Last Activity Report ***	Account Balance	Donations for current Fiscal Year
			Number of times on status quo within last two years	If below 15 members appears				If net loss is greater than 20% appears			If no report in 3 months appears in	When more than one year appears in	Number of repeat terms	Notes the officers that do not have an active	If no report at 12 months appears in red		
Clubs more than two years old																	
8912	BOONSBORO	03/16/1931	Active	36	1	0	1	2.86%	35		5			N	SC	10	\$3,000.00
8913	BRUNSWICK	06/22/1945	Active	15	0	1	-1	-6.25%	24	3	6		5		VP,SC	11	\$50.00
8915	CHEWSVILLE	02/22/1955	Active	27	0	0	0	0.00%	28		1			N	S	21	\$189.40
8916	CLEAR SPRING	04/07/1949	Active	18	0	0	0	0.00%	18		9		None		P,M,VP,SC	16	\$155.00
8917	CUMBERLAND	06/10/1931	Active	14	0	0	0	0.00%	14		17	1	None		P,S,T,M,VP SC	16	\$700.00
8918	DEEP CREEK LAKE L C	11/12/1971	Active	46	4	1	3	6.98%	39	7	8		4	R	M,SC	9	\$170.00
28016	DEER PARK	02/28/1974	Active	26	2	6	-4	-13.33%	29	12	2			R		0	\$3,550.00
Exc Award (06/30/2018, 06/30/2019, 06/30/20)																	
41971	EMMITSBURG	11/16/1982	Active	34	4	1	3	9.68%	31	1	0		2	R	M,SC	5	\$4,400.00
131130	Flintstone	05/26/2017	Active	9	0	0	0	0.00%	9		3		2	N	P,T,SC	19	\$80.00
8920	FREDERICK	05/17/1922	Active	13	0	0	0	0.00%	13		7		3	R	M,SC	3	\$50.00
Exc Award (06/30/2016)																	
8921	FREDERICK FRANCIS SCOTT KEY	09/14/1959	Active	20	3	1	2	11.11%	19	13	0			N	SC	0	\$1,808.00
141565	Frederick Fusion	06/22/2020	Active	6	0	10	-10	-62.50%	16	4	8		2	R	M,SC	17	\$220.00
8922	FREEDOM DISTRICT	09/16/1947	Active	88	5	8	-3	-3.30%	93	13	1			N	S	1	\$590.00
Exc Award (06/30/2018, 06/30/2021, 06/30/20)																	
8923	FROSTBURG	08/01/1945	Active	24	4	2	2	9.09%	22	9	3		4	R	M,SC	0	\$1,000.00
121759	Frostburg State University Campus	04/07/2014	Active(1)	4	0	0	0	0.00%	4		5			R	S,M,SC	24+	\$20.00
8925	GLADE VALLEY	04/03/1945	Active	38	2	1	1	2.70%	35	3	0			N		0	\$2,230.00
Exc Award (06/30/2016, 06/30/2018, 06/30/20)																	
8926	GRANTSVILLE	08/01/1961	Active	47	1	6	-5	-9.62%	52	5	3			N		5	\$1,000.00
Exc Award (06/30/2018)																	
84701	GREATER CARROLL	01/19/2005	Active	26	1	4	-3	-10.34%	27	8	0			R	M,SC	14	\$5,750.00
8927	HAGERSTOWN	03/13/1923	Active	40	0	0	0	0.00%	42		4			N		3	\$85.00
Exc Award (06/30/2023)																	



Club Health Assessment for District 22 W through March 2025

			Status	Membership							Reports					Finance	LCIF	
Club Number	Club Name	Charter Date		Current Member Count	YTD Members Added	YTD Members Dropped	YTD Net Growth	YTD Net Growth%	Member Count 12 Months Ago	Avg. length of service for dropped members	Months Since Last MMR ***	Yrs. Since Last Officer Report	President Rotation	Vice President Reported ****	Months Since Last Activity Report ***	Account Balance	Donations for current Fiscal Year	
			Number of times on status quo within last two years	If below 15 members appears					If net loss is greater than 20% appears		If no report in 3 months appears in	When more than one year appears in	Number of repeat terms	Notes the officers that do not have an active	If no report at 12 months appears in red			
8929	HAMPSTEAD	08/28/1951	Active	68	0	2	-2	-2.86%	70	2	0			N	M,SC	3		\$40.00
8930	HANCOCK	09/19/1951	Active	11	0	0	0	0.00%	11		5		10	R	VP,SC	24+		\$20.00
125240	Hancock Lioness	06/22/2015	Active	31	1	0	1	3.33%	29		4		2	N	SC	1		\$410.00
Exc Award (06/30/2018, 06/30/2023)																		
29999	HARNEY	12/09/1974	Active	16	0	0	0	0.00%	16		11		6		VP,SC	4		\$80.00
Exc Award (06/30/2019)																		
8931	KITZMILLER	04/20/1949	Active	23	0	0	0	0.00%	23		4		2	N	VP	2		\$530.00
8938	LA VALE	11/08/1955	Active	90	6	4	2	2.27%	88	12	0			N		0		\$2,835.00
Exc Award (06/30/2016, 06/30/2018, 06/30/2020)																		
8932	LIBERTYTOWN UNIONVILLE	04/25/1949	Active	24	3	1	2	9.09%	25	23	3				VP	1		\$100.00
8933	LINEBORO MANCHESTER	08/02/1945	Active	40	1	2	-1	-2.44%	40	29	0			N	M	1		\$875.00
8934	LONACONING	10/02/1931	Active	19	0	1	-1	-5.00%	20	14	2		2	R	SC	2	90+ Days	\$35.00
8936	MIDDLETOWN	02/27/1931	Active	49	3	4	-1	-2.00%	47	23	1		2	N		0		\$721.00
120806	Monocacy Community	11/22/2013	Cancelled(6*)	0	0	2	-2	-100.00%	8	11	8		None		P,S,T,M,VP SC	24+		
8937	MOUNT AIRY	10/25/1940	Active	15	3	4	-1	-6.25%	14	5	4			N	T,M,SC	23		\$500.00
30572	MOUNT SAVAGE MASON-DIXON	04/16/1975	Active	27	2	3	-1	-3.57%	32	24	1		None		P,T,M,VP,SC	0		\$1,025.00
97869	MT AIRY 4 COUNTY	10/25/2006	Active	58	1	12	-11	-15.94%	68	14	2			N	M	9		\$2,265.00
8939	MYERSVILLE	06/26/1946	Active	23	1	0	1	4.55%	22		8		3	R	M,SC	8		\$1,200.00
Exc Award (06/30/2018)																		
8941	NEW MARKET DISTRICT	03/08/1954	Active	34	1	7	-6	-15.00%	40	23	0			N		6		\$1,815.00
Exc Award (06/30/2018)																		
8940	NEW WINDSOR	12/18/1947	Active	38	6	1	5	15.15%	35	5	1			N		2		\$809.00
Exc Award (06/30/2023)																		
117694	NORTH BRANCH	08/22/2012	Active	12	1	1	0	0.00%	12	11	0		7	R	VP	1	90+ Days	\$20.00
8942	OAKLAND MT LAKE PARK	11/22/1940	Active	56	3	0	3	5.66%	54		2			N	SC	3		\$1,060.00
42393	RAWLINGS POTOMAC VALLEY	03/08/1983	Active(1)	14	0	0	0	0.00%	14		5		7	R	VP,SC	16	90+ Days	\$70.00



Club Health Assessment for District 22 W through March 2025

Club Number	Club Name	Charter Date	Status	Membership							Reports					Finance	LCIF
				Current Member Count	YTD Members Added	YTD Members Dropped	YTD Net Growth	YTD Net Growth%	Member Count 12 Months Ago	Avg. length of service for dropped members	Months Since Last MMR ***	Yrs. Since Last Officer Report	President Rotation	Vice President Reported ****	Months Since Last Activity Report ***	Account Balance	Donations for current Fiscal Year
			Number of times on status quo within last two years	If below 15 members appears				If net loss is greater than 20% appears			If no report in 3 months appears	When more than one year appears in	Number of repeat terms	Notes the officers that do not have an active	If no report at 12 months appears in red		
8943	ROARING RUN	01/21/1959	Active	35	5	2	3	9.38%	30	36	0			N M	0		\$835.00
8944	SHARPSBURG	09/30/1949	Active	9	0	2	-2	-18.18%	11	24	1		8	R M,VP,SC	8		\$700.00
8945	SILVER RUN UNION MILLS	03/09/1961	Active	4	0	0	0	0.00%	7		0		5	M,VP,SC	3		\$50.00
8946	SMITHSBURG	04/10/1945	Active	15	0	0	0	0.00%	15		0			N	0		\$20.00
115198	SOUTH CARROLL LIONESS	10/05/2011	Active	38	3	2	1	2.70%	39	7	3		2	VP	0		\$1,490.00
Exc Award (06/30/2022, 06/30/2023)																	
8947	TANEYTOWN	06/25/1947	Active	37	2	2	0	0.00%	37	14	0			N	2		\$5,656.00
8948	TAYLORSVILLE WINFIELD	01/27/1954	Active	15	0	2	-2	-11.76%	18	19	5		8	S,VP,SC	3		\$200.00
Exc Award (06/30/2016, 06/30/2019)																	
8949	TERRA RUBRA L C	02/17/1966	Active	60	1	2	-1	-1.64%	61	31	3			N	0		\$7,277.00
8950	THURMONT	10/28/1929	Active	63	2	4	-2	-3.08%	67	10	0			M,VP,SC	2		\$1,100.00
Exc Award (06/30/2016, 06/30/2017)																	
8951	UNION BRIDGE	12/13/1944	Active	29	3	3	0	0.00%	29	15	4		2	R SC	17		\$1,000.00
38142	VALLEY	03/31/1980	Cancelled(6*)	0	0	7	-7	-100.00%	7	25	8	1	None	P,S,T,M,VP SC	12	90+ Days	
8954	WESTMINSTER	11/07/1940	Active	32	1	2	-1	-3.03%	34	24	0			N	3		\$1,410.00
Exc Award (06/30/2017, 06/30/2024)																	
8955	WILLIAMSPORT	04/02/1945	Active	52	5	4	1	1.96%	55	13	0			N SC	24+		\$1,200.00
Exc Award (06/30/2017)																	


Clubs Cancelled Previous Fiscal Year – Clubs Cancelled within last 12 months may be reinstated

Club Number	Club Name	Charter Date	Current Status*	Cancellation Date
139042	Deer Park-Swanton	06/30/2019	Cancelled(1*)	02/16/2024

Current Total Clubs Count	YTD New Clubs Count	YTD Cancelled Clubs Count	YTD Net Club Gain	Current Total Members Count	YTD Add	YTD Drop	YTD Net Growth	YTD Net Growth %	Member Count 12 Months Ago	Average Member Count Per Club	% of Clubs with less than 20 members	% No MMR in 3 Months	% No Officer Report in 12 Months	% of Clubs with balance 90+ days	Number of Clubs in Status Quo	% Status Quo Clubs in Financial Suspension	Number of Cancelled Clubs	Average Cancelled Club Age	Members Lost Due to Cancellation	% of Clubs Cancelled for Non-Financial Reasons
50	0	2	-2	1,568	81	117	-36	-2.24%	1,628	31	34%	48%	2%	12%	0	0%	2	30	9	100%



Club Health Assessment for District 22 W through March 2025

			Status	Membership							Reports					Finance	LCIF
Club Number	Club Name	Charter Date		Current Member Count	YTD Members Added	YTD Members Dropped	YTD Net Growth	YTD Net Growth%	Member Count 12 Months Ago	Avg. length of service for dropped members	Months Since Last MMR ***	Yrs. Since Last Officer Report	President Rotation	Vice President Reported ****	Months Since Last Activity Report ***	Account Balance	Donations for current Fiscal Year
			Number of times on status quo within last two years	If below 15 members appears				If net loss is greater than 20% appears			If no report in 3 months appears in	When more than one year appears in	Number of repeat terms	Notes the officers that do not have an active	If no report at 12 months appears in red		



Club Health Assessment for District 23 A through March 2025

			Status	Membership							Reports					Finance		LCIF
Club Number	Club Name	Charter Date		Current Member Count	YTD Members Added	YTD Members Dropped	YTD Net Growth	YTD Net Growth%	Member Count 12 Months Ago	Avg. length of service for dropped members	Months Since Last MMR ***	Yrs. Since Last Officer Report	President Rotation	Vice President Reported ****	Months Since Last Activity Report ***	Account Balance	Donations for current Fiscal Year	
			Number of times on status quo within last two years	If below 15 members appears				If net loss is greater than 20% appears			If no report in 3 months appears in	When more than one year appears in	Number of repeat terms	Notes the officers that do not have an active	If no report at 12 months appears in red			
Clubs less than two years old																		
172126	Ansonia	06/12/2024	Active	18	1	3	-2	-10.00%	0	1	7		2	M,VP,SC	1		\$40.00	
Clubs more than two years old																		
8958	BEACON FALLS	02/27/1953	Active	28	1	1	0	0.00%	28	20	1		3	N SC	2		\$1,210.00	
Exc Award (06/30/2023)																		
8959	BETHANY	03/06/1952	Active	66	8	5	3	4.76%	59	3	0			R M,SC	0		\$3,140.00	
Exc Award (06/30/2019, 06/30/2020, 06/30/2021)																		
8960	BETHEL	06/06/1928	Active	6	0	0	0	0.00%	6		10		9	R M,SC	5			
8961	BRANFORD	05/22/1951	Active	61	11	3	8	15.09%	52	8	0			N SC	4		\$1,045.00	
Exc Award (06/30/2023)																		
8962	BRIDGEPORT HOST	02/28/1921	Active	26	2	0	2	8.33%	23		0		3	R SC	1		\$485.00	
Exc Award (06/30/2023)																		
8966	BROOKFIELD	03/03/1966	Active	73	5	2	3	4.29%	72	4	0			VP	8		\$12,835.00	
Exc Award (06/30/2018, 06/30/2022, 06/30/2023)																		
8967	CHESHIRE	10/19/1949	Active	36	1	1	0	0.00%	36	2	3			N SC	0		\$2,720.00	
8968	DANBURY	09/08/1927	Active	89	5	3	2	2.30%	93	27	0			N SC	0		\$7,685.00	
Exc Award (06/30/2022, 06/30/2023)																		
8969	DARIEN	02/17/1949	Active	10	0	0	0	0.00%	10		9		8	R M,SC	2		\$1,000.00	
134305	Derby Centennial	04/18/2018	Active	16	2	1	1	6.67%	14	6	0		3	N M,SC	0		\$1,235.00	
Exc Award (06/30/2023)																		
8971	DEVON	04/30/1942	Active	3	0	0	0	0.00%	3		8		12	R M,SC	10	90+ Days		
68771	EAST HAVEN	05/13/2003	Active	29	3	5	-2	-6.45%	28	1	1		2	R	0		\$125.00	
Exc Award (06/30/2021, 06/30/2023, 06/30/2024)																		
8973	EASTON	04/19/1967	Active	21	0	0	0	0.00%	20		1		2	R M,SC	1		\$570.00	
8974	FAIRFIELD	10/20/1936	Active	2	0	0	0	0.00%	4		8		8	M,VP,SC	6			
8975	GEORGETOWN	02/24/1950	Active	17	1	1	0	0.00%	17	6	4		8	M,VP,SC	19		\$500.00	
8976	GREENWICH	08/28/1923	Active	27	3	2	1	3.85%	26	21	2		2	R	2		\$3,020.00	



Club Health Assessment for District 23 A through March 2025

			Status	Membership							Reports					Finance		LCIF
Club Number	Club Name	Charter Date		Current Member Count	YTD Members Added	YTD Members Dropped	YTD Net Growth	YTD Net Growth%	Member Count 12 Months Ago	Avg. length of service for dropped members	Months Since Last MMR ***	Yrs. Since Last Officer Report	President Rotation	Vice President Reported ****	Months Since Last Activity Report ***	Account Balance	Donations for current Fiscal Year	
			Number of times on status quo within last two years	If below 15 members appears						If net loss is greater than 20% appears	If no report in 3 months appears in	When more than one year appears in	Number of repeat terms	Notes the officers that do not have an active	If no report at 12 months appears in red			
8978	GUILFORD	04/26/1950	Active(1)	5	0	0	0	0.00%	5		3		3	M,VP,SC	5	90+ Days		
8979	HAMDEN	11/17/1949	Active	32	7	4	3	10.34%	30	1	0		2	R	0		\$190.00	
Exc Award (06/30/2024)																		
8980	MADISON	02/22/1956	Active	12	1	1	0	0.00%	12	1	2		R	SC	5		\$500.00	
8981	MERIDEN	11/05/1923	Active	113	1	2	-1	-0.88%	110	35	1		N	SC	0		\$2,590.00	
Exc Award (06/30/2024)																		
8982	MIDDLEBURY	02/27/1952	Active	22	0	0	0	0.00%	24		9		4	P,M,VP,SC	5		\$10.00	
8983	MILFORD	07/24/1951	Active	19	2	0	2	11.76%	17		5			N	SC		0	\$500.00
8985	MONROE	03/20/1952	Active	11	1	3	-2	-15.38%	13	24	2		4	R	M,SC		5	\$200.00
8986	NAUGATUCK	12/12/1950	Active	6	0	3	-3	-33.33%	9	2	0		3		M,VP,SC		5	\$50.00
8987	NEW CANAAN	03/15/1929	Active	14	0	1	-1	-6.67%	15	36	4		3		M,VP,SC	8		
8988	NEW FAIRFIELD	12/21/1951	Active	46	5	1	4	9.52%	38	33	3				M,VP,SC	4	\$3,257.00	
Exc Award (06/30/2022, 06/30/2023)																		
56805	NEW FAIRFIELD CANDLEWOOD	04/11/1995	Active	19	0	3	-3	-13.64%	22	24	3		2	R	SC	8	90+ Days	
8989	NEW HAVEN	02/09/1922	Active	29	1	1	0	0.00%	30	27	6		2	R		1		\$2,765.00
Exc Award (06/30/2022)																		
8991	NEWTOWN	11/30/1948	Active	54	5	0	5	10.20%	52		0			R	M,SC	3		\$5,380.00
Exc Award (06/30/2018)																		
8993	NORTH HAVEN	03/28/1952	Active	17	2	2	0	0.00%	15	1	1		3		VP	0		\$1,730.00
Exc Award (06/30/2020, 06/30/2021, 06/30/2022)																		
8994	NORWALK	07/10/1946	Active	24	2	2	0	0.00%	24	14	5		4	R	SC	0		\$600.00
8996	ORANGE	04/23/1952	Active	53	8	4	4	8.16%	49	2	0		2	N	SC	7		\$510.00
Exc Award (06/30/2018, 06/30/2022)																		
8997	OXFORD	03/15/1951	Active	20	0	2	-2	-9.09%	22	1	3		2	R	M,SC	8		
63134	PROSPECT	05/09/2000	Active	5	0	0	0	0.00%	5		1			IP	SC	11		
8999	RIDGEFIELD	04/19/1929	Active	26	5	3	2	8.33%	24	30	0		None	N	P,SC	0	\$2,010.00	
Exc Award (06/30/2022)																		



Club Health Assessment for District 23 A through March 2025

			Status	Membership							Reports					Finance	LCIF
Club Number	Club Name	Charter Date		Current Member Count	YTD Members Added	YTD Members Dropped	YTD Net Growth	YTD Net Growth%	Member Count 12 Months Ago	Avg. length of service for dropped members	Months Since Last MMR ***	Yrs. Since Last Officer Report	President Rotation	Vice President Reported ****	Months Since Last Activity Report ***	Account Balance	Donations for current Fiscal Year
			Number of times on status quo within last two years	If below 15 members appears				If net loss is greater than 20% appears			If no report in 3 months appears in	When more than one year appears in	Number of repeat terms	Notes the officers that do not have an active	If no report at 12 months appears in red		
9000	SEYMOUR	08/27/1952	Active	50	5	0	5	11.11%	57		1			R	0		\$1,570.00
	Exc Award (06/30/2017, 06/30/2018, 06/30/20																
126536	Southbury Community	01/25/2016	Active	17	0	0	0	0.00%	17		7			N	M,SC	0	\$40.00
9004	STAMFORD	11/11/1965	Active	2	2	0	2	100.00%	0		3			N	S,T,M,SC	3	
9005	STRATFORD	11/22/1929	Active	16	6	4	2	14.29%	9	12	0		2		M,VP,SC	1	\$40.00
	Exc Award (06/30/2024)																
45668	TRUMBULL CENTER	01/27/1986	Active	17	1	0	1	6.25%	16		1				VP,SC	0	\$100.00
132299	Wallingford Bengal Centennial	08/23/2017	Active	11	0	0	0	0.00%	11		1		2		S,VP,SC	17	90+ Days
9013	WALLINGFORD LIONS CLUB, INC.	12/18/1967	Active	22	2	1	1	4.76%	22	1	2		3	N	M,SC	7	\$390.00
	Exc Award (06/30/2022, 06/30/2023, 06/30/20																
9008	WATERBURY	10/18/1923	Active	25	2	2	0	0.00%	24	29	0				VP,SC	0	\$125.00
9009	WEST HAVEN	04/25/1951	Active	2	0	0	0	0.00%	1		3		2	N	S,T,M,SC	3	
9011	WOLCOTT	04/23/1952	Active	69	2	1	1	1.47%	69	43	2			N	SC	1	
	Exc Award (06/30/2018)																
9012	WOODBIDGE	05/24/1951	Active	6	0	2	-2	-25.00%	9	1	1		8		M,VP,SC	5	\$170.00


Clubs Cancelled Previous Fiscal Year – Clubs Cancelled within last 12 months may be reinstated

Club Number	Club Name	Charter Date	Current Status*	Cancellation Date
9006	TRUMBULL	11/30/1950	Cancelled(7*)	07/29/2023

Current Total Clubs Count	YTD New Clubs Count	YTD Cancelled Clubs Count	YTD Net Club Gain	Current Total Members Count	YTD Add	YTD Drop	YTD Net Growth	YTD Net Growth %	Member Count 12 Months Ago	Average Member Count Per Club	% of Clubs with less than 20 members	% No MMR in 3 Months	% No Officer Report in 12 Months	% of Clubs with balance 90+ days	Number of Clubs in Status Quo	% Status Quo Clubs in Financial Suspension	Number of Cancelled Clubs	Average Cancelled Club Age	Members Lost Due to Cancellation	% of Clubs Cancelled for Non-Financial Reasons
47	0	0	0	1,292	103	69	34	2.70%	1,242	27	49%	40%	0%	9%	0	0%	0	0	0	0%



Club Health Assessment for District 23 A through March 2025

			Status	Membership							Reports					Finance	LCIF
Club Number	Club Name	Charter Date		Current Member Count	YTD Members Added	YTD Members Dropped	YTD Net Growth	YTD Net Growth%	Member Count 12 Months Ago	Avg. length of service for dropped members	Months Since Last MMR ***	Yrs. Since Last Officer Report	President Rotation	Vice President Reported ****	Months Since Last Activity Report ***	Account Balance	Donations for current Fiscal Year
			Number of times on status quo within last two years	If below 15 members appears				If net loss is greater than 20% appears			If no report in 3 months appears in	When more than one year appears in	Number of repeat terms	Notes the officers that do not have an active	If no report at 12 months appears in red		

* - P - Priority Club. Cancellation Reasons: 1-Objectives/conduct, 2-Non-active club, 5-Non-existing club, 6-Disbanding, 7-Merger, 8-Financial Suspension, 9-District/Multiple District Dues.
** - Abbreviation: P-President, S-Secretary, T-Treasurer, M-Member Chairperson, VP-First Vice President, MC-Communications Chairperson, SC-Service Chairperson
*** - Abbreviation: N/R - Never reported using the Lions Clubs website, N/A - Not applicable, No password registered for the Lions Clubs website.
**** - Abbreviation: N - New, IP - Immediate Past, R - Repeat.



Club Health Assessment for District 23 B through March 2025

			Status	Membership							Reports					Finance	LCIF
Club Number	Club Name	Charter Date		Current Member Count	YTD Members Added	YTD Members Dropped	YTD Net Growth	YTD Net Growth%	Member Count 12 Months Ago	Avg. length of service for dropped members	Months Since Last MMR ***	Yrs. Since Last Officer Report	President Rotation	Vice President Reported ****	Months Since Last Activity Report ***	Account Balance	Donations for current Fiscal Year
			Number of times on status quo within last two years	If below 15 members appears				If net loss is greater than 20% appears			If no report in 3 months appears in	When more than one year appears in	Number of repeat terms	Notes the officers that do not have an active	If no report at 12 months appears in red		
Clubs less than two years old																	
177521	Greater Hartford Aikyam	08/16/2024	Active	20	20	0	20	100.00%	0		3			N	SC	N/R	90+ Days
Clubs more than two years old																	
9014	AVON	06/18/1951	Active	36	1	5	-4	-10.00%	40	4	2		3		T,M,VP,SC	0	90+ Days
Exc Award (06/30/2021, 06/30/2022)																	
9015	BARKHAMSTED	10/20/1966	Active	36	0	8	-8	-18.18%	45	6	1		2		VP,SC	0	\$442.00
Exc Award (06/30/2020, 06/30/2021, 06/30/2022)																	
9016	BERLIN	10/27/1941	Active	121	1	2	-1	-0.82%	116	26	0		2	N	SC	0	\$2,075.00
Exc Award (06/30/2023, 06/30/2024)																	
9017	BETHLEHEM	05/30/1972	Active(1)	21	1	3	-2	-8.70%	23	20	2			N	M,VP,SC	24+	
9018	BLOOMFIELD	03/05/1942	Active	30	3	1	2	7.14%	25	12	0		2	N		0	\$634.00
Exc Award (06/30/2022, 06/30/2023)																	
9019	BRISTOL	03/23/1926	Active	18	0	1	-1	-5.26%	19	5	2		6		T,VP,SC	1	\$7,220.00
Exc Award (06/30/2021)																	
9020	BURLINGTON	03/12/1968	Active	40	5	2	3	8.11%	37	9	6				S,M,VP,SC	7	\$959.00
53441	CANAAN NORTHWEST	06/29/1992	Active	18	0	1	-1	-5.26%	19	7	2				M,VP,SC	1	\$106.00
9021	CANTON	11/23/1951	Active	22	0	1	-1	-4.35%	23	23	6			IP	SC	5	\$100.00
Exc Award (06/30/2021)																	
38579	COLEBROOK	06/30/1980	Active	27	1	2	-1	-3.57%	30	21	2		12	R	SC	1	\$615.00
149081	CONNECTICUT UNITED HEARTS AND HANDS	11/22/2021	Active	11	0	3	-3	-21.43%	16	4	3		3	N	SC	8	\$20.00
Exc Award (06/30/2023)																	
9022	EAST GRANBY	04/28/1960	Active	11	0	0	0	0.00%	11		13		None		P,T,M,VP,SC	24+	
9023	EAST HARTFORD	01/16/1950	Active	43	7	1	6	16.22%	39	17	0		3	N	SC	3	\$4,656.60
Exc Award (06/30/2018)																	
9024	EAST WINDSOR	06/29/1953	Active	13	0	6	-6	-31.58%	19	3	2		2		VP,SC	2	\$441.00
Exc Award (06/30/2022, 06/30/2023)																	
9025	ENFIELD	03/31/1942	Active	15	2	1	1	7.14%	13	17	1		7	R	SC	0	\$455.00
Exc Award (06/30/2022)																	



Club Health Assessment for District 23 B through March 2025

			Status	Membership							Reports					Finance		LCIF
Club Number	Club Name	Charter Date		Current Member Count	YTD Members Added	YTD Members Dropped	YTD Net Growth	YTD Net Growth%	Member Count 12 Months Ago	Avg. length of service for dropped members	Months Since Last MMR ***	Yrs. Since Last Officer Report	President Rotation	Vice President Reported ****	Months Since Last Activity Report ***	Account Balance	Donations for current Fiscal Year	
			Number of times on status quo within last two years	If below 15 members appears				If net loss is greater than 20% appears			If no report in 3 months appears in	When more than one year appears in	Number of repeat terms	Notes the officers that do not have an active	If no report at 12 months appears in red			
135571	Glastonbury Centennial	06/26/2018	Active	12	3	3	0	0.00%	14	5	1		2	R	SC	1	\$456.00	
Exc Award (06/30/2021, 06/30/2023)																		
9027	GRANBY	03/20/1953	Active	49	2	0	2	4.26%	46		0		2	R	SC	0	\$1,476.00	
Exc Award (06/30/2022, 06/30/2023)																		
9028	GREATER HARTFORD HOST	05/18/1922	Active	28	1	1	0	0.00%	28	0	2			N	VP,SC	24+	\$282.00	
64449	GREATER HARTFORD WEST INDIAN	06/28/2001	Active	30	2	3	-1	-3.23%	31	12	0		4		T,M,VP,SC	0		
128882	Hartford County Everest Centennial	09/12/2016	Active	42	7	0	7	20.00%	42		7			R		0	\$3,565.00	
Exc Award (06/30/2020, 06/30/2021, 06/30/2022)																		
109889	HARTFORD DIVERSITY	12/15/2010	Active	11	0	1	-1	-8.33%	12	2	4		4	R	SC	0	\$224.00	
29404	HARTFORD EVENING	05/29/1974	Active	28	0	5	-5	-15.15%	33	10	3		7		S,M,VP,SC	24+	\$19.00	
Exc Award (06/30/2021, 06/30/2022)																		
51701	HARTFORD MULTI-NATIONAL	05/29/1991	Active	25	3	6	-3	-10.71%	34	2	0				VP,SC	3	\$2,075.00	
Exc Award (06/30/2023)																		
152799	Hartford Pak-K2	10/17/2022	Active	41	0	0	0	0.00%	37		10			N	SC	0		
35723	HARTLAND	06/19/1978	Active	21	0	2	-2	-8.70%	23	18	0		10	R	M,SC	0	\$25.00	
9029	HARWINTON	01/30/1962	Active	32	2	0	2	6.67%	32		1			N	SC	0	\$2,285.00	
35043	KENT	02/03/1978	Active	70	7	6	1	1.45%	64	5	0			N	SC	0		
9030	LITCHFIELD	01/30/1950	Active	56	0	2	-2	-3.45%	58	8	0		None		P,M,VP,SC	22	\$1,000.00	
9031	MANCHESTER	06/28/1949	Active	18	1	2	-1	-5.26%	18	9	1		2		M,VP,SC	2	\$19.00	
9032	MARLBOROUGH	10/28/1952	Active	20	1	2	-1	-4.76%	24	27	2			N	SC	0	\$512.00	
Exc Award (06/30/2021)																		
9033	NEW BRITAIN	07/11/1922	Active	48	4	6	-2	-4.00%	49	19	1				VP,SC	2	90+ Days \$528.00	
Exc Award (06/30/2021, 06/30/2023)																		
9035	NEW HARTFORD	09/17/1970	Active	30	0	1	-1	-3.23%	29	21	1		3	R	SC	1	\$1,509.00	
Exc Award (06/30/2021, 06/30/2022, 06/30/2023)																		
9037	NEW MILFORD	04/18/1929	Active	43	4	0	4	10.26%	39		1		2	N	SC	8	\$44.00	
9038	NORFOLK	01/30/1951	Active	20	5	2	3	17.65%	17	7	0		2	R	M,SC	4		



Club Health Assessment for District 23 B through March 2025

Club Number	Club Name	Charter Date	Status	Membership							Reports					Finance	LCIF
				Current Member Count	YTD Members Added	YTD Members Dropped	YTD Net Growth	YTD Net Growth%	Member Count 12 Months Ago	Avg. length of service for dropped members	Months Since Last MMR ***	Yrs. Since Last Officer Report	President Rotation	Vice President Reported ****	Months Since Last Activity Report ***	Account Balance	Donations for current Fiscal Year
			Number of times on status quo within last two years	If below 15 members appears				If net loss is greater than 20% appears			If no report in 3 months appears	When more than one year appears in	Number of repeat terms	Notes the officers that do not have an active	If no report at 12 months appears in red		
140733	Northwestern Connecticut Cyber Exc Award (06/30/2023)	01/29/2020	Active	22	0	2	-2	-8.33%	25	3	6		4	R	S,T,SC	8	\$20.00
9039	PLAINVILLE Exc Award (06/30/2024)	05/15/1941	Active	22	1	0	1	4.76%	21		2		8		M,VP,SC	0	\$87.00
154083	Riverton (CT)	03/28/2023	Active	30	5	1	4	15.38%	26	1	0			N		3	\$3,655.83
9040	ROCKY HILL	02/28/1949	Active	17	1	1	0	0.00%	17	29	2				VP,SC	3	\$19.00
127325	Rocky Hill Veteran	04/21/2016	Active	4	0	2	-2	-33.33%	8	4	7			N	T,M,SC	2	\$373.11
9042	SIMSBURY Exc Award (06/30/2018, 06/30/2023)	06/15/1965	Active	25	0	1	-1	-3.85%	27	36	5			R		3	90+ Days \$182.00
9044	SOUTH WINDSOR Exc Award (06/30/2022)	06/08/1961	Active	38	3	0	3	8.57%	36		4			N	SC	0	\$2,082.00
9043	SOUTHINGTON	02/05/1942	Active	22	1	2	-1	-4.35%	24	23	5			N	SC	3	\$1,017.00
9045	SUFFIELD	04/29/1955	Active	5	0	1	-1	-16.67%	6	8	1				M,VP,SC	3	
9046	TERRYVILLE	06/27/1941	Active	92	1	1	0	0.00%	85	0	1			R	SC	0	\$3,040.00
105281	THOMASTON	04/20/2009	Active	25	1	3	-2	-7.41%	28	3	3		None	R	P,M	4	
9048	TORRINGTON	11/30/1925	Active	27	3	6	-3	-10.00%	31	23	1			N	M,SC	0	\$20.00
9049	UNIONVILLE	11/29/1941	Active	19	0	0	0	0.00%	19		0		4	R	T,M,VP,SC	N/R	\$100.00
9050	WASHINGTON	05/31/1941	Active	37	1	0	1	2.78%	35		4		15	N	M	24+	
9051	WATERTOWN Exc Award (06/30/2023)	10/25/1949	Active	41	1	1	0	0.00%	41	0	3		2	R	M,SC	8	\$22.00
140049	West Hartford Lumbini Exc Award (06/30/2021)	10/18/2019	Active	41	4	0	4	10.81%	36		6			N		7	\$1,166.00
9053	WETHERSFIELD	11/29/1949	Active	9	6	0	6	200.00%	4		0		8	R	M,SC	2	90+ Days \$500.00
9054	WINDSOR Exc Award (06/30/2021, 06/30/2022, 06/30/2023)	12/15/1949	Active	48	5	2	3	6.67%	46	14	2				VP	1	90+ Days \$19.00
9055	WINDSOR LOCKS Exc Award (06/30/2022)	06/06/1942	Active	80	7	13	-6	-6.98%	94	11	0			N	SC	9	\$1,525.00



Club Health Assessment for District 23 B through March 2025

			Status	Membership							Reports					Finance	LCIF
Club Number	Club Name	Charter Date		Current Member Count	YTD Members Added	YTD Members Dropped	YTD Net Growth	YTD Net Growth%	Member Count 12 Months Ago	Avg. length of service for dropped members	Months Since Last MMR ***	Yrs. Since Last Officer Report	President Rotation	Vice President Reported ****	Months Since Last Activity Report ***	Account Balance	Donations for current Fiscal Year
			Number of times on status quo within last two years	If below 15 members appears				If net loss is greater than 20% appears			If no report in 3 months appears	When more than one year appears in	Number of repeat terms	Notes the officers that do not have an active	If no report at 12 months appears in red		
9056	WINSTED Exc Award (06/30/2021)	03/16/1960	Active	18	2	0	2	12.50%	16		6			N M,VP,SC	0		\$54.00
9057	WOODBURY Exc Award (06/30/2022)	04/08/1936	Active	60	5	3	2	3.45%	56	4	0			N	0		\$1,023.00

Clubs Cancelled Previous Fiscal Year – Clubs Cancelled within last 12 months may be reinstated

Club Number	Club Name	Charter Date	Current Status*	Cancellation Date
118811	HARTFORD SAINT LUCIAN	02/20/2013	Cancelled(8*)	12/29/2023

Current Total Clubs Count	YTD New Clubs Count	YTD Cancelled Clubs Count	YTD Net Club Gain	Current Total Members Count	YTD Add	YTD Drop	YTD Net Growth	YTD Net Growth %	Member Count 12 Months Ago	Average Member Count Per Club	% of Clubs with less than 20 members	% No MMR in 3 Months	% No Officer Report in 12 Months	% of Clubs with balance 90+ days	Number of Clubs in Status Quo	% Status Quo Clubs in Financial Suspension	Number of Cancelled Clubs	Average Cancelled Club Age	Members Lost Due to Cancellation	% of Clubs Cancelled for Non-Financial Reasons
56	1	0	1	1,788	130	118	12	0.68%	1,786	32	27%	34%	0%	11%	0	0%	0	0	0	0%

* - P - Priority Club. Cancellation Reasons: 1-Objectives/conduct, 2-Non-active club, 5-Non-existing club, 6-Disbanding, 7-Merger, 8-Financial Suspension, 9-District/Multiple District Dues.

** - Abbreviation: P-President, S-Secretary, T-Treasurer, M-Member Chairperson, VP-First Vice President, MC-Communications Chairperson, SC-Service Chairperson

*** - Abbreviation: N/R - Never reported using the Lions Clubs website, N/A - Not applicable, No password registered for the Lions Clubs website.

**** - Abbreviation: N - New, IP - Immediate Past, R - Repeat.



Club Health Assessment for District 23 C through March 2025

			Status	Membership							Reports					Finance	LCIF
Club Number	Club Name	Charter Date		Current Member Count	YTD Members Added	YTD Members Dropped	YTD Net Growth	YTD Net Growth%	Member Count 12 Months Ago	Avg. length of service for dropped members	Months Since Last MMR ***	Yrs. Since Last Officer Report	President Rotation	Vice President Reported ****	Months Since Last Activity Report ***	Account Balance	Donations for current Fiscal Year
			Number of times on status quo within last two years	If below 15 members appears				If net loss is greater than 20% appears			If no report in 3 months appears in	When more than one year appears in	Number of repeat terms	Notes the officers that do not have an active	If no report at 12 months appears in red		
Clubs less than two years old																	
179958	Chaplin Veterans	12/19/2024	Active	22	22	0	22	100.00%	0		0			N	M,SC	0	90+ Days \$45.00
179116	Comstock Regional	10/17/2024	Active	25	27	2	25	100.00%	0	0	2			N	M,SC	0	\$120.00
181235	UConn	03/13/2025	Newly Chartered	28	28	0	28	100.00%	0		0			N	M,SC	0	
179953	Willimantic Latino	12/18/2024	Active	20	25	5	20	100.00%	0	0	0			N	M,SC	1	\$25.00
Clubs more than two years old																	
32002	BOLTON	04/05/1976	Active	8	0	0	0	0.00%	8		12		6	R	M,SC	24+	90+ Days \$30.00
52895	BOLTON REGIONAL	04/16/1992	Active	16	1	0	1	6.67%	12		2		4	R	P,SC	1	\$400.00
9059	CANTERBURY	06/12/1972	Active	32	3	0	3	10.34%	29		0			R	P,SC	0	\$1,183.00
Exc Award (06/30/2017, 06/30/2022, 06/30/20)																	
9060	CLINTON	09/26/1950	Active	41	0	0	0	0.00%	41		2		2	R	M,SC	1	\$1,000.00
Exc Award (06/30/2021, 06/30/2022)																	
9061	COLCHESTER	08/02/1949	Active	84	6	5	1	1.20%	81	7	0			N	SC	1	\$1,839.72
Exc Award (06/30/2016, 06/30/2017, 06/30/20)																	
9062	COLUMBIA	05/23/1955	Active	32	1	2	-1	-3.03%	30	8	1			N	M,SC	1	\$1,100.00
Exc Award (06/30/2017)																	
9063	COVENTRY	09/30/1952	Active	30	6	2	4	15.38%	28	1	0		3	R	SC	0	\$780.00
138089	Cromwell CT	02/13/2020	Active	27	2	0	2	8.00%	23		0		4	R		0	\$3,032.50
Exc Award (06/30/2022, 06/30/2023, 06/30/20)																	
9065	DANIELSON	04/01/1954	Active	19	0	0	0	0.00%	17		2			R	M,SC	3	\$1,010.00
Exc Award (06/30/2018)																	
9066	DEEP RIVER-CHESTER	09/01/1950	Active	17	3	2	1	6.25%	15	5	0		2		VP,SC	1	\$50.00
9067	DURHAM	10/24/1951	Active	13	1	0	1	8.33%	12		9		16		VP,SC	4	\$2,250.00
9068	EAST HADDAM	02/21/1955	Active	28	0	1	-1	-3.45%	28	44	0		6		M,VP,SC	3	\$2,000.00
52684	EAST HADDAM COMMUNITY	03/13/1992	Active	55	6	3	3	5.77%	52	4	0			N	SC	2	\$1,774.00
Exc Award (06/30/2018, 06/30/2023)																	
9069	EAST HAMPTON	03/30/1957	Active	49	1	0	1	2.08%	42		4		2	R	M,SC	1	\$11,200.47




Club Health Assessment for District 23 C through March 2025

			Status	Membership							Reports					Finance	LCIF
Club Number	Club Name	Charter Date		Current Member Count	YTD Members Added	YTD Members Dropped	YTD Net Growth	YTD Net Growth%	Member Count 12 Months Ago	Avg. length of service for dropped members	Months Since Last MMR ***	Yrs. Since Last Officer Report	President Rotation	Vice President Reported ****	Months Since Last Activity Report ***	Account Balance	Donations for current Fiscal Year
			Number of times on status quo within last two years	If below 15 members appears				If net loss is greater than 20% appears			If no report in 3 months appears in	When more than one year appears in	Number of repeat terms	Notes the officers that do not have an active	If no report at 12 months red		
Exc Award (06/30/2022)																	
103885	EASTERN CONNECTICUT ASIAN AND AMERICAN L C	11/03/2008	P- Active	9	2	0	2	28.57%	7		7		6	R SC	1	90+ Days	\$1,000.00
141872	Eastern Connecticut Virtual	06/26/2020	Active	7	1	2	-1	-12.50%	10	3	1			R M,SC	1		\$40.00
127444	Ellington Centennial	05/06/2016	Active	14	3	2	1	7.69%	12	19	0		None	P,VP,SC	0		
Exc Award (06/30/2023)																	
9070	ESSEX	08/24/1950	Active	53	7	4	3	6.00%	50	23	0		3	N SC	0		\$2,600.00
9071	FRANKLIN	03/18/1968	Active	17	0	0	0	0.00%	17		11		16	T,VP,SC	4		\$125.00
Exc Award (06/30/2022)																	
9073	HADDAM	09/12/1951	Active	6	0	0	0	0.00%	6		8			T,VP,SC	2	90+ Days	
9074	HEBRON	12/03/1969	Active	63	5	3	2	3.28%	61	12	0		2	N SC	0		\$20,060.00
Exc Award (06/30/2021)																	
9075	KILLINGWORTH	11/18/1970	Active	57	3	7	-4	-6.56%	64	9	0			VP,SC	0		\$3,630.00
Exc Award (06/30/2018, 06/30/2019, 06/30/20)																	
9076	LEBANON	01/31/1952	Active	50	2	4	-2	-3.85%	52	14	2			N	2		\$1,050.00
Exc Award (06/30/2024)																	
9077	LEDYARD	08/11/1960	Active	37	6	0	6	19.35%	28		0			N	0		\$752.00
Exc Award (06/30/2023, 06/30/2024)																	
129793	LISBON-GRISWOLD CENTENNIAL	01/13/2017	Active	18	0	0	0	0.00%	19		1		3	R M	4		\$647.50
Exc Award (06/30/2021)																	
9078	LYME OLD LYME L C	04/11/1972	Active	37	4	4	0	0.00%	37	26	2			M,VP,SC	0		\$1,115.00
Exc Award (06/30/2022)																	
9097	MANSFIELD	04/07/1952	Active	15	2	0	2	15.38%	13		4		8	M,VP,SC	4		\$1,270.00
Exc Award (06/30/2022)																	
9079	MIDDLEFIELD	05/11/1956	Active	31	0	3	-3	-8.82%	35	8	0			VP,SC	0		\$1,055.00
9080	MIDDLETOWN	05/28/1929	Active	10	0	2	-2	-16.67%	12	6	0		2	R M,SC	5		\$1,000.00
Exc Award (06/30/2018, 06/30/2019, 06/30/20)																	
9081	MONTVILLE	06/11/1958	Active	16	1	1	0	0.00%	17	7	0		5	N SC	0		\$942.97
Exc Award (06/30/2018)																	




Club Health Assessment for District 23 C through March 2025

			Status	Membership							Reports					Finance		LCIF
Club Number	Club Name	Charter Date		Current Member Count	YTD Members Added	YTD Members Dropped	YTD Net Growth	YTD Net Growth%	Member Count 12 Months Ago	Avg. length of service for dropped members	Months Since Last MMR ***	Yrs. Since Last Officer Report	President Rotation	Vice President Reported ****	Months Since Last Activity Report ***	Account Balance	Donations for current Fiscal Year	
			Number of times on status quo within last two years	If below 15 members appears				If net loss is greater than 20% appears			If no report in 3 months appears in	When more than one year appears in	Number of repeat terms	Notes the officers that do not have an active	If no report at 12 months appears in red			
52745	MONTVILLE MOHEGAN-PEQUOT	03/27/1992	Active	17	0	0	0	0.00%	15		8			VP,SC	5		\$10.00	
	Exc Award (06/30/2016, 06/30/2022, 06/30/20																	
9083	MYSTIC	09/15/1949	Active	43	1	3	-2	-4.44%	31	33	0		2	N	SC	1	\$2,243.10	
	Exc Award (06/30/2017)																	
9084	NEW LONDON	08/15/1922	Active	18	0	0	0	0.00%	19		10		3	N	SC	1	\$100.00	
	Exc Award (06/30/2021, 06/30/2022)																	
9085	NIANTIC	08/23/1949	Active	64	2	1	1	1.59%	70	27	1			N	SC	0	\$2,605.00	
	Exc Award (06/30/2021, 06/30/2022)																	
9086	NORTH STONINGTON	03/27/1967	Active	29	1	1	0	0.00%	33	14	2				VP,SC	1	\$1,740.00	
	Exc Award (06/30/2017, 06/30/2018, 06/30/20																	
9087	NORWICH	04/11/1939	Active	11	0	0	0	0.00%	10		9		2		M,VP,SC	4	\$590.00	
	Exc Award (06/30/2024)																	
9089	OLD SAYBROOK	06/27/1950	Active	29	0	4	-4	-12.12%	30	17	0			N	SC	0	\$2,674.25	
	Exc Award (06/30/2022, 06/30/2024)																	
9090	PAWCATUCK	10/25/1950	Active	31	0	1	-1	-3.13%	32	24	6		2	R	SC	4	\$940.00	
	Exc Award (06/30/2022)																	
9082	PLAINFIELD	12/13/1951	Active	28	2	5	-3	-9.68%	31	9	0		3	N	SC	1	\$462.00	
	Exc Award (06/30/2022, 06/30/2023, 06/30/20																	
9091	POMFRET	09/09/1954	Active	46	21	1	20	76.92%	26	0	0		2	R	T,M,SC	24+	\$1,025.00	
	Exc Award (06/30/2022)																	
135479	Portland	06/29/2018	Active	25	1	0	1	4.17%	24		3			N	M	0	\$873.48	
	Exc Award (06/30/2019, 06/30/2020, 06/30/20																	
9093	PUTNAM	09/29/1949	Active	56	1	4	-3	-5.08%	57	10	0			N	SC	1	90+ Days \$1,004.00	
	Exc Award (06/30/2019, 06/30/2020, 06/30/20																	
9094	SALEM	05/17/1973	Active	31	0	2	-2	-6.06%	31	7	2			R	SC	4	90+ Days \$280.00	
	Exc Award (06/30/2021, 06/30/2023, 06/30/20																	
9095	SOMERS	01/30/1953	Active	18	1	0	1	5.88%	17		8		7	R	M,SC	0		
	Exc Award (06/30/2024)																	
9096	STAFFORD	07/30/1951	Active	21	0	4	-4	-16.00%	27	9	0				VP,SC	3	\$930.00	



Club Health Assessment for District 23 C through March 2025

			Status	Membership							Reports					Finance	LCIF
Club Number	Club Name	Charter Date		Current Member Count	YTD Members Added	YTD Members Dropped	YTD Net Growth	YTD Net Growth%	Member Count 12 Months Ago	Avg. length of service for dropped members	Months Since Last MMR ***	Yrs. Since Last Officer Report	President Rotation	Vice President Reported ****	Months Since Last Activity Report ***	Account Balance	Donations for current Fiscal Year
			Number of times on status quo within last two years	If below 15 members appears				If net loss is greater than 20% appears			If no report in 3 months appears in	When more than one year appears in	Number of repeat terms	Notes the officers that do not have an active	If no report at 12 months appears in red		
Exc Award (06/30/2021, 06/30/2022)																	
60877	TAFTVILLE	06/15/1998	Active	16	0	0	0	0.00%	16		0		3	M,VP,SC	1		\$100.00
Exc Award (06/30/2016, 06/30/2017, 06/30/2020)																	
9099	THOMPSON	04/29/1953	Active	37	0	0	0	0.00%	37		5			R P,SC	10		\$1,132.00
Exc Award (06/30/2023)																	
9100	TOLLAND	11/10/1969	Active	28	0	1	-1	-3.45%	28	45	2		2	M,VP,SC	5		\$2,354.00
Exc Award (06/30/2017, 06/30/2024)																	
133871	Vernon-Rockville	04/10/2018	Active	6	1	2	-1	-14.29%	7	4	2		None	P,S,T,M,VP SC	0		\$50.00
Exc Award (06/30/2021)																	
53387	WATERFORD REGIONAL	06/30/1992	Active	23	1	1	0	0.00%	26	7	1			N M,SC	0		\$1,223.00
Exc Award (06/30/2017, 06/30/2018, 06/30/2020)																	
9102	WILLIMANTIC	03/31/1941	Active	36	4	1	3	9.09%	34	8	4		3	N M,SC	0		\$1,700.00
Exc Award (06/30/2022, 06/30/2023)																	
9103	WOODSTOCK	01/16/1956	Active	25	0	4	-4	-13.79%	29	21	5		None	N P	6		\$660.00
Exc Award (06/30/2023)																	


Clubs Cancelled Previous Fiscal Year – Clubs Cancelled within last 12 months may be reinstated

Club Number	Club Name	Charter Date	Current Status*	Cancellation Date
9072	GROTON	09/24/1929	Cancelled(6*)	06/29/2024
109940	UNIVERSITY OF CT CAMPUS	12/20/2010	Cancelled(8*)	08/29/2023
9101	WATERFORD	06/11/1952	Cancelled(6*)	05/29/2024

Current Total Clubs Count	YTD New Clubs Count	YTD Cancelled Clubs Count	YTD Net Club Gain	Current Total Members Count	YTD Add	YTD Drop	YTD Net Growth	YTD Net Growth %	Member Count 12 Months Ago	Average Member Count Per Club	% of Clubs with less than 20 members	% No MMR in 3 Months	% No Officer Report in 12 Months	% of Clubs with balance 90+ days	Number of Clubs in Status Quo	% Status Quo Clubs in Financial Suspension	Number of Cancelled Clubs	Average Cancelled Club Age	Members Lost Due to Cancellation	% of Clubs Cancelled for Non-Financial Reasons
56	4	0	4	1,624	204	89	115	7.62%	1,488	29	36%	29%	0%	11%	0	0%	0	0	0	0%



Club Health Assessment for District 23 C through March 2025

			Status	Membership						Reports					Finance	LCIF	
Club Number	Club Name	Charter Date		Current Member Count	YTD Members Added	YTD Members Dropped	YTD Net Growth	YTD Net Growth%	Member Count 12 Months Ago	Avg. length of service for dropped members	Months Since Last MMR ***	Yrs. Since Last Officer Report	President Rotation	Vice President Reported ****	Months Since Last Activity Report ***	Account Balance	Donations for current Fiscal Year
			Number of times on status quo within last two years	If below 15 members appears			If net loss is greater than 20% appears				If no report in 3 months appears in	When more than one year appears in	Number of repeat terms	Notes the officers that do not have an active	If no report at 12 months appears in red		

* - P - Priority Club. Cancellation Reasons: 1-Objectives/conduct, 2-Non-active club, 5-Non-existing club, 6-Disbanding, 7-Merger, 8-Financial Suspension, 9-District/Multiple District Dues.
** - Abbreviation: P-President, S-Secretary, T-Treasurer, M-Member Chairperson, VP-First Vice President, MC-Communications Chairperson, SC-Service Chairperson
*** - Abbreviation: N/R - Never reported using the Lions Clubs website, N/A - Not applicable, No password registered for the Lions Clubs website.
**** - Abbreviation: N - New, IP - Immediate Past, R - Repeat.



Club Health Assessment for District 24 C through March 2025

			Status	Membership							Reports					Finance		LCIF
Club Number	Club Name	Charter Date		Current Member Count	YTD Members Added	YTD Members Dropped	YTD Net Growth	YTD Net Growth%	Member Count 12 Months Ago	Avg. length of service for dropped members	Months Since Last MMR ***	Yrs. Since Last Officer Report	President Rotation	Vice President Reported ****	Months Since Last Activity Report ***	Account Balance	Donations for current Fiscal Year	
			Number of times on status quo within last two years	If below 15 members appears					If net loss is greater than 20% appears			If no report in 3 months appears in	When more than one year appears in	Number of repeat terms	Notes the officers that do not have an active	If no report at 12 months appears in red		
Clubs more than two years old																		
9360	ABINGDON	03/17/1954	Active	9	2	0	2	28.57%	6		0		4	T,M,VP,SC	9			
9361	APPALACHIA	11/27/1941	Active	37	2	6	-4	-9.76%	36	6	1		6	R M,SC	0		\$295.00	
41828	BEDFORD	09/07/1982	Active	33	1	2	-1	-2.94%	34	16	1		8	R M,VP	3		\$1,530.00	
9362	BIG STONE GAP	03/27/1951	Active	13	0	0	0	0.00%	13		21		8	P,M,VP,SC	11			
9322	BLACKSBURG BREAKFAST	10/29/1973	Active	28	1	2	-1	-3.45%	30	31	2			N P,M,SC	3			
9364	BLUEFIELD	10/08/1953	Active	30	1	5	-4	-11.76%	33	14	1			N	0		\$120.00	
9376	BRISTOL GOODSON	05/04/1964	Active	8	0	2	-2	-20.00%	7	3	2		3	R P,T,M,VP,SC	9			
9365	BRISTOL HOST	06/02/1924	Active	22	1	10	-9	-29.03%	32	41	0			M,VP,SC	13		\$110.00	
9366	BRISTOL TWIN CITIES	11/02/1959	Active	25	0	1	-1	-3.85%	26	12	0		2	R M,SC	0		\$1,088.02	
Exc Award (06/30/2023, 06/30/2024)																		
9324	BUCHANAN	12/10/1953	Active	16	4	2	2	14.29%	14	3	2			N M,SC	1		\$110.00	
9367	CASTLEWOOD	11/06/1957	Active	16	0	0	0	0.00%	17		9			P,T,M,VP,SC	5			
9325	CAVE SPRING	05/29/1941	Active	43	3	3	0	0.00%	45	17	2		2	R	0		\$70.00	
Exc Award (06/30/2016)																		
9368	CHILHOWIE	12/15/1947	Active	4	1	1	0	0.00%	4	2	5		2	M,VP,SC	16	90+ Days		
9326	CHRISTIANSBURG	01/20/1941	Active	63	2	5	-3	-4.55%	66	4	1			N	0		\$1,085.00	
Exc Award (06/30/2023, 06/30/2024)																		
9370	CLINTWOOD	05/14/1968	Active	27	4	1	3	12.50%	24	1	4		2	R M,SC	3			
137194	Daleville Fincastle	01/24/2019	Active	23	1	0	1	4.55%	22		3			VP	1		\$35.00	
Exc Award (06/30/2021, 06/30/2024)																		
9329	DUBLIN	08/31/1953	Active	47	2	9	-7	-12.96%	54	16	0			N	3		\$3,000.00	
Exc Award (06/30/2019, 06/30/2021)																		
9332	FERRUM	10/29/1946	Active	17	3	2	1	6.25%	16	13	2		6	M,VP,SC	0			
9334	FOREST	03/20/1973	Active	19	1	7	-6	-24.00%	25	9	1			N T,M,SC	0		\$170.00	
Exc Award (06/30/2017, 06/30/2019, 06/30/2020)																		
9335	FORT LEWIS	01/23/1953	Cancelled(6*)	0	0	0	0	0.00%	4		9	1	None	P,S,T,M,VP SC	24+			



Club Health Assessment for District 24 C through March 2025

			Status	Membership							Reports					Finance		LCIF
Club Number	Club Name	Charter Date		Current Member Count	YTD Members Added	YTD Members Dropped	YTD Net Growth	YTD Net Growth%	Member Count 12 Months Ago	Avg. length of service for dropped members	Months Since Last MMR ***	Yrs. Since Last Officer Report	President Rotation	Vice President Reported ****	Months Since Last Activity Report ***	Account Balance	Donations for current Fiscal Year	
			Number of times on status quo within last two years	If below 15 members appears					If net loss is greater than 20% appears			If no report in 3 months appears in	When more than one year appears in	Number of repeat terms	Notes the officers that do not have an active	If no report at 12 months appears in red		
9372	FRIES	12/09/1941	Active	17	0	1	-1	-5.56%	18	7	3		22	P,T,M,VP,SC	1	90+ Days		
9373	GALAX	12/13/1938	Active	18	2	1	1	5.88%	13	21	4			P,M,VP,SC	5		\$750.00	
126779	Giles Breakfast	03/23/2016	Active	13	1	2	-1	-7.14%	16	8	0		2	R	M,SC	0	\$25.00	
64286	HAYSI-CLINCHCO	05/21/2001	Active	13	0	0	0	0.00%	13		22		None	P,T,M,VP,SC	24+			
9379	HILLSVILLE	07/30/1940	Active	30	2	5	-3	-9.09%	35	19	0			N		6		
9380	HONAKER	01/27/1958	Active	21	0	0	0	0.00%	20		8			T,M,VP,SC	15			
9383	JONESVILLE	08/14/1940	Active	20	0	0	0	0.00%	20		7			N	T,M,SC	3		
9385	LEBANON	09/04/1940	Active	16	3	0	3	23.08%	13		1			N	M,SC	9	\$250.00	
9386	MARION	09/29/1941	Active(1)	9	0	2	-2	-18.18%	10	30	0		8	R	M,SC	8		
9337	MARTINSVILLE/HENRY COUNTY Exc Award (06/30/2019)	03/19/1947	Active	19	1	0	1	5.56%	18		4			N	SC	0		
9338	MT PLEASANT Exc Award (06/30/2023)	06/15/1961	Active	16	0	2	-2	-11.11%	18	26	8		5	R	VP	0		
9389	NORTH TAZEWELL	10/21/1957	Active	14	1	0	1	7.69%	13		8			N	M	17		
9388	NORTON	02/18/1947	Active	39	6	10	-4	-9.30%	40	8	1			N	VP	1	\$40.00	
9342	PEARISBURG Exc Award (06/30/2016)	10/03/1932	Active	31	0	0	0	0.00%	31		13		2	R	M,SC	4		
9391	PENNINGTON GAP	05/26/1932	Active	15	0	1	-1	-6.25%	16	8	5		5	N	P,M,VP,SC	9		
9392	POCAHONTAS	11/12/1941	Active	12	0	0	0	0.00%	12		13		9		P,T,M,VP,SC	8		
9393	POUND	09/24/1953	Active	21	0	1	-1	-4.55%	22	3	7		8	R	M,SC	0		
9346	RICH CREEK	12/18/1947	Active	22	0	0	0	0.00%	22		11			N	T,M,VP,SC	24+		
9394	RICHLANDS	01/29/1947	Active	20	2	2	0	0.00%	20	2	1		5	R		2		
9349	ROANOKE HOST	03/31/1922	Active	5	0	0	0	0.00%	5		35		7		P,M,VP,SC	13		
33830	ROANOKE VALLEY BREAKFAST Exc Award (06/30/2016, 06/30/2017)	05/06/1977	Active	60	5	1	4	7.14%	56	1	3			N	SC	3	\$155.00	
9354	ROCKY MOUNT	06/20/1924	Active	14	4	6	-2	-12.50%	16	8	2		6	N	M,VP,SC	6	\$220.00	



Club Health Assessment for District 24 C through March 2025

			Status								Membership								Reports				Finance		LCIF	
Club Number	Club Name	Charter Date		Current Member Count	YTD Members Added	YTD Members Dropped	YTD Net Growth	YTD Net Growth%	Member Count 12 Months Ago	Avg. length of service for dropped members	Months Since Last MMR ***	Yrs. Since Last Officer Report	President Rotation	Vice President Reported ****	Months Since Last Activity Report ***	Account Balance	Donations for current Fiscal Year									
			Number of times on status quo within last two years	If below 15 members appears				If net loss is greater than 20% appears			If no report in 3 months appears in	When more than one year appears in	Number of repeat terms	Notes the officers that do not have an active	If no report at 12 months appears in red											
9396	RURAL RETREAT	09/23/1941	Active	25	0	2	-2	-7.41%	27	5	2			N	M,VP	2	\$420.00									
55940	SALEM HANGING ROCK	06/30/1994	Active	6	0	0	0	0.00%	7		7				P,T,M,VP,SC	24+										
9355	SALEM HOST	10/11/1935	Active	44	5	2	3	7.32%	41	30	0			N	M,SC	1		\$50.00								
Exc Award (06/30/2019, 06/30/2024)																										
9399	SALTVILLE RICH VALLEY	05/26/1950	Active	29	4	1	3	11.54%	23	1	2			R	M,SC	11		\$10.00								
Exc Award (06/30/2023)																										
41008	SMITH MOUNTAIN LAKE	03/12/1982	Active	40	1	5	-4	-9.09%	44	8	3			N	SC	3		\$3,882.00								
9400	TAZEWELL	02/28/1947	Active	21	4	1	3	16.67%	20	60	0		3	N	M,VP,SC	0										
44957	VINTON BREAKFAST	05/06/1985	Active	55	2	4	-2	-3.51%	53	11	1			N		0		\$330.00								
Exc Award (06/30/2023)																										
9403	WISE	09/29/1953	Active	7	0	0	0	0.00%	7		13		8	N	P,M,VP,SC	24+										
9404	WYTHEVILLE	02/28/1941	Active	76	4	7	-3	-3.80%	80	27	1			N		2	90+ Days	\$473.00								
Exc Award (06/30/2017, 06/30/2018, 06/30/2020)																										
Current Total Clubs Count	YTD New Clubs Count	YTD Cancelled Clubs Count	YTD Net Club Gain	Current Total Members Count	YTD Add	YTD Drop	YTD Net Growth	YTD Net Growth %	Member Count 12 Months Ago	Average Member Count Per Club	% of Clubs with less than 20 members	% No MMR in 3 Months	% No Officer Report in 12 Months	% of Clubs with balance 90+ days	Number of Clubs in Status Quo	% Status Quo Clubs in Financial Suspension	Number of Cancelled Clubs	Average Cancelled Club Age	Members Lost Due to Cancellation	% of Clubs Cancelled for Non-Financial Reasons						
50	0	1	-1	1,228	76	114	-38	-3.00%	1,257	25	46%	46%	0%	6%	0	0%	1	72	0	100%						

* - P - Priority Club. Cancellation Reasons: 1-Objectives/conduct, 2-Non-active club, 5-Non-existing club, 6-Disbanding, 7-Merger, 8-Financial Suspension, 9-District/Multiple District Dues.

** - Abbreviation: P-President, S-Secretary, T-Treasurer, M-Member Chairperson, VP-First Vice President, MC-Communications Chairperson, SC-Service Chairperson

*** - Abbreviation: N/R - Never reported using the Lions Clubs website, N/A - Not applicable, No password registered for the Lions Clubs website.

**** - Abbreviation: N - New, IP - Immediate Past, R - Repeat.



Club Health Assessment for District 24 I through March 2025

			Status	Membership							Reports					Finance		LCIF
Club Number	Club Name	Charter Date		Current Member Count	YTD Members Added	YTD Members Dropped	YTD Net Growth	YTD Net Growth%	Member Count 12 Months Ago	Avg. length of service for dropped members	Months Since Last MMR ***	Yrs. Since Last Officer Report	President Rotation	Vice President Reported ****	Months Since Last Activity Report ***	Account Balance	Donations for current Fiscal Year	
			Number of times on status quo within last two years	If below 15 members appears	If net loss is greater than 20% appears					If no report in 3 months appears in	When more than one year appears in	Number of repeat terms	Notes the officers that do not have an active	If no report at 12 months appears in red				
Clubs less than two years old																		
156950	SEVA Peninsula Asian-American	01/16/2024	Active	25	1	6	-5	-16.67%	22	1	0		2	R	2			
Clubs more than two years old																		
9174	AMELIA	11/14/1955	Active(1)	15	1	0	1	7.14%	14		2			N	M,SC	0		
9210	AMHERST COUNTY	03/26/1956	Active	14	1	2	-1	-6.67%	16	43	0				VP	0	\$1,000.00	
9176	APPOMATTOX	08/23/1939	Active	10	1	0	1	11.11%	9		2		6		M,VP,SC	6		
9179	BLACKSTONE	10/27/1952	Active	6	0	0	0	0.00%	5		7		15	R	M,SC	3		
9216	BON AIR-MANCHESTER-MIDLOTHIAN	03/02/1934	Active	28	1	2	-1	-3.45%	29	1	0			N	SC	3	\$500.00	
9268	BOYKINS	02/14/1947	Active	6	0	0	0	0.00%	8		9	1	None		P,S,T,M,VP SC	3	90+ Days	
35724	BRANDERMILL & MIDLOTHIAN (WOODLAKE)	06/12/1978	Active	30	0	3	-3	-9.09%	34	17	0			N	M,SC	0	\$50.00	
9183	BROOKVILLE TIMBERLAKE	04/17/1956	Active	14	0	0	0	0.00%	13		9		5		VP,SC	3	\$100.00	
9184	BUCKINGHAM COUNTY	09/16/1954	Active	16	0	0	0	0.00%	16		11		11		M,VP,SC	11		
9269	CAPE CHARLES	05/31/1934	Active	19	0	0	0	0.00%	19		7			R		3	\$1,000.00	
Exc Award (06/30/2016, 06/30/2017, 06/30/20)																		
9270	CENTRAL SHORE	02/06/1959	Active	10	0	0	0	0.00%	10		2		3	N	M,VP,SC	2		
9185	CHARLOTTE L C	03/16/1972	Active	14	0	3	-3	-17.65%	18	8	1			N	M,SC	2	\$240.00	
Exc Award (06/30/2023)																		
9186	CHASE CITY	02/18/1942	Active	11	0	0	0	0.00%	12		0			N	M,SC	5		
9278	CHESAPEAKE GREAT BRIDGE	01/24/1957	Active	15	1	1	0	0.00%	12	6	0			N	M,SC	4		
9306	CHESAPEAKE HOST	12/08/1947	Active	15	6	3	3	25.00%	14	22	1			IP	M,SC	0		
Exc Award (06/30/2016, 06/30/2018)																		
9307	CHESAPEAKE SOUTHSIDE	01/23/1948	Active	37	10	14	-4	-9.76%	42	17	0			N	M	0		
Exc Award (06/30/2016, 06/30/2022, 06/30/20)																		
53154	CHESAPEAKE WESTERN BRANCH	05/27/1992	Active	9	0	0	0	0.00%	9		10		6	R	M,SC	8		
9188	CHESTER	01/16/1939	Active	17	0	0	0	0.00%	20		8		7	R	M,SC	2		



Club Health Assessment for District 24 I through March 2025

			Status	Membership							Reports					Finance	LCIF
Club Number	Club Name	Charter Date		Current Member Count	YTD Members Added	YTD Members Dropped	YTD Net Growth	YTD Net Growth%	Member Count 12 Months Ago	Avg. length of service for dropped members	Months Since Last MMR ***	Yrs. Since Last Officer Report	President Rotation	Vice President Reported ****	Months Since Last Activity Report ***	Account Balance	Donations for current Fiscal Year
			Number of times on status quo within last two years	If below 15 members appears	If net loss is greater than 20% appears					If no report in 3 months appears in	When more than one year appears in	Number of repeat terms	Notes the officers that do not have an active	If no report at 12 months appears in red			
Exc Award (06/30/2018)																	
63912	CHESTERFIELD PREV BLINDNES MNG	01/17/2001	Active	17	5	1	4	30.77%	12	23	1			N SC	2		
Exc Award (06/30/2017)																	
9271	CHURCHLAND L C	05/09/1966	Active	14	0	0	0	0.00%	15		9			R	2		
9189	CLARKSVILLE	02/10/1941	Active	29	0	1	-1	-3.33%	29	1	3			M,VP,SC	4		
Exc Award (06/30/2022, 06/30/2023)																	
9191	COLONIAL HEIGHTS	07/22/1947	Cancelled(6*)	0	0	21	-21	-100.00%	23	23	11		None	P,S,T,M,VP SC	24+		
9273	CRADOCK	07/08/1947	Active	17	5	4	1	6.25%	19	17	0		2	R M,SC	0		\$60.00
9192	CREWE BURKEVILLE	06/05/1968	Active	8	4	0	4	100.00%	3		4		N	SC	N/R	90+ Days	
9193	DANVILLE HOST	05/19/1922	Active	18	2	2	0	0.00%	18	17	1		None	P,M,VP,SC	1		
9195	DANVILLE MORNING	03/08/1973	Active	6	0	2	-2	-25.00%	9	24	2			M,VP,SC	N/R		
59969	DINWIDDIE	09/24/1997	Active	9	0	1	-1	-10.00%	10	29	0		2	M,VP,SC	6		
110484	EASTERN VIRGINIA MEDICAL SCHOOL	03/01/2011	Active	20	1	0	1	5.26%	19		0			S,T,M,VP,SC	12	90+ Days	
9197	FARMVILLE	06/15/1923	Active	42	1	16	-15	-26.32%	64	4	0		N		8		\$3,550.00
Exc Award (06/30/2022)																	
9276	FRANKLIN	11/24/1933	Active	12	2	6	-4	-25.00%	16	6	1			R M,SC	3		
Exc Award (06/30/2018)																	
9277	GLOUCESTER	11/21/1947	Active(1)	11	0	0	0	0.00%	11		32	1	None	P,S,T,M,VP SC	24+	90+ Days	
9198	GRETN	09/21/1953	Active	13	0	0	0	0.00%	13		2			N	3		
9281	HAMPTON MERCURY	03/16/1965	Active	16	1	0	1	6.67%	16		5			IP	4		\$900.00
9280	HAMPTON PHOEBUS	02/26/1947	Active	17	0	1	-1	-5.56%	19	18	6			R M,SC	3		
9201	HOPEWELL PRINCE GEORGE INC	01/02/1934	Active	10	0	0	0	0.00%	9		2		7	S,T,M,VP,SC	4		
60355	JAMES CITY	02/10/1998	Active	73	3	9	-6	-7.59%	77	7	0			N SC	0		\$1,000.00
Exc Award (06/30/2016, 06/30/2017, 06/30/2020)																	
9204	KENBRIDGE-VICTORIA L C	08/13/1953	Active	12	0	0	0	0.00%	12		13	1	None	P,S,T,M,VP SC	8	90+ Days	
9285	LANCASTER COUNTY	09/23/1947	Active	29	0	2	-2	-6.45%	32	4	1			N SC	4		\$1,700.00



Club Health Assessment for District 24 I through March 2025

			Status	Membership							Reports					Finance		LCIF
Club Number	Club Name	Charter Date		Current Member Count	YTD Members Added	YTD Members Dropped	YTD Net Growth	YTD Net Growth%	Member Count 12 Months Ago	Avg. length of service for dropped members	Months Since Last MMR ***	Yrs. Since Last Officer Report	President Rotation	Vice President Reported ****	Months Since Last Activity Report ***	Account Balance	Donations for current Fiscal Year	
			Number of times on status quo within last two years	If below 15 members appears				If net loss is greater than 20% appears			If no report in 3 months appears in	When more than one year appears in	Number of repeat terms	Notes the officers that do not have an active	If no report at 12 months appears in red			
Exc Award (06/30/2017, 06/30/2018)																		
9206	LAWRENCEVILLE	03/22/1927	Active	21	2	6	-4	-16.00%	25	6	1		7	R	S,T,M,SC	19		
105359	LYNCHBURG 7 HILLS	04/23/2009	Active	12	0	0	0	0.00%	11		8		6	R	M	0		
9287	MATHEWS	12/13/1954	Active	23	1	3	-2	-8.00%	27	14	2		None		P,M,VP,SC	5	\$50.00	
29454	MECHANICSVILLE	06/11/1974	Active	14	1	1	0	0.00%	14	45	4		2	N	S,T,M,SC	4	\$4,025.00	
9288	MIDDLESEX COUNTY	02/27/1962	Active	19	5	2	3	18.75%	16	22	1		5	R	M,SC	5		
40743	NEW KENT COUNTY	01/22/1982	Active	36	2	3	-1	-2.70%	38	17	0			N		2	\$170.00	
Exc Award (06/30/2017, 06/30/2018, 06/30/20)																		
9289	NEWPORT NEWS DENBIGH	04/23/1959	Active	24	2	1	1	4.35%	23	5	0			N	M,SC	2		
Exc Award (06/30/2017)																		
9290	NEWPORT NEWS HOST	01/06/1933	Active	15	1	2	-1	-6.25%	17	4	4		3	N		2		
Exc Award (06/30/2017, 06/30/2023)																		
9314	NEWPORT NEWS WARWICK	05/26/1949	Active	6	0	1	-1	-14.29%	7	47	2		6		M,VP,SC	2		
9291	NORFOLK HOST	02/09/1922	Active	24	0	3	-3	-11.11%	27	16	6		7		M,VP,SC	2	\$50.00	
Exc Award (06/30/2017)																		
9286	NORFOLK LITTLE CREEK	05/04/1956	Active	14	1	0	1	7.69%	13		8		8	R	SC	1	\$100.00	
Exc Award (06/30/2018)																		
105764	NORFOLK MIDDLE TOWN	06/12/2009	Active	10	0	0	0	0.00%	10		8	1	None		P,S,T,M,VP SC	24+	90+ Days	
9297	NORFOLK NORVIEW	02/06/1947	Active	8	0	0	0	0.00%	8		9		8	R	SC	0	\$50.00	
9293	NORFOLK OCEAN VIEW	10/02/1933	Active	18	0	1	-1	-5.26%	19	2	0			N		0	\$1,150.00	
Exc Award (06/30/2017, 06/30/2024)																		
9294	NORFOLK WARDS CORNER	02/14/1947	Active	10	0	0	0	0.00%	9		8		8	N	P,M,SC	3		
9282	NORTHAMPTON COMMUNITY	12/13/1960	Active(2)	3	0	0	0	0.00%	5		8		2	N	M,SC	8		
9296	NORTHUMBERLAND COUNTY	03/16/1953	Active	19	2	0	2	11.76%	19		4			N	SC	4	\$50.00	
Exc Award (06/30/2016)																		
9303	POQUOSON	02/18/1948	Active	37	2	4	-2	-5.13%	39	29	1			N		6	\$1,080.00	
Exc Award (06/30/2019, 06/30/2023)																		



Club Health Assessment for District 24 I through March 2025

			Status	Membership							Reports					Finance		LCIF
Club Number	Club Name	Charter Date		Current Member Count	YTD Members Added	YTD Members Dropped	YTD Net Growth	YTD Net Growth%	Member Count 12 Months Ago	Avg. length of service for dropped members	Months Since Last MMR ***	Yrs. Since Last Officer Report	President Rotation	Vice President Reported ****	Months Since Last Activity Report ***	Account Balance	Donations for current Fiscal Year	
			Number of times on status quo within last two years	If below 15 members appears					If net loss is greater than 20% appears		If no report in 3 months appears in	When more than one year appears in	Number of repeat terms	Notes the officers that do not have an active	If no report at 12 months appears in red			
9304	PORTSMOUTH HOST	12/05/1932	Active	17	0	0	0	0.00%	17		2			N	M,SC	0	\$2,450.00	
31793	POWHATAN	03/02/1976	Active	68	6	7	-1	-1.45%	69	3	1			N	SC	0		
41884	RICHMOND BATTLEFIELD PARK	10/11/1982	Active	12	0	1	-1	-7.69%	14	50	4		8	R	VP	3		
9203	RICHMOND JAMES RIVER	11/10/1953	Active	19	2	2	0	0.00%	14	16	1			R	SC	6		
9219	RUSTBURG	06/26/1947	Active	18	0	0	0	0.00%	17		9		3		P,M,VP,SC	4		
33309	SMITHFIELD	02/07/1977	Active	31	0	6	-6	-16.22%	36	6	4			N		0		
Exc Award (06/30/2016, 06/30/2018)																		
9220	SOUTH BOSTON	01/17/1927	Active(2)	7	0	0	0	0.00%	7		3		2	R	S,M,VP,SC	24+		90+ Days
9221	SOUTH HILL	03/07/1935	Active	28	0	1	-1	-3.45%	26	37	0			N		0		
134715	Southeastern Virginia Filipino - American	05/18/2018	Active	49	5	12	-7	-12.50%	57	3	1			N	VP	2		
9308	SUFFOLK	07/18/1923	Active	17	1	0	1	6.25%	16		6		4	R	M,SC	0	\$200.00	
65432	SURRY COUNTY	05/15/2002	Active	17	1	0	1	6.25%	16		7			N	SC	13		
133008	Sussex County	11/16/2017	Active(1)	22	0	0	0	0.00%	28		9		2		S,M,VP,SC	0		
Exc Award (06/30/2022, 06/30/2023)																		
9309	TAPPAHANNOCK	01/29/1942	Active	24	2	2	0	0.00%	24	8	1		2	R	M	8	\$756.00	
Exc Award (06/30/2016)																		
9223	VARINA	12/03/1957	Active	19	1	1	0	0.00%	20	19	3		2	N	M,SC	0		
9266	VIRGINIA BEACH ARAGONA WOODSTOCK	03/08/1960	Active	14	0	0	0	0.00%	14		11		3	R	SC	3		\$500.00
Exc Award (06/30/2016)																		
9267	VIRGINIA BEACH BAYSIDE	10/04/1951	Active	16	0	0	0	0.00%	16		6			N	M,SC	5		
90228	VIRGINIA BEACH CENTRAL	11/28/2005	Active(1)	7	0	4	-4	-36.36%	11	11	4		5		M,VP,SC	4		
9310	VIRGINIA BEACH HOST	08/24/1933	Active	14	0	1	-1	-6.67%	17	33	5		3	N	SC	5	\$20.00	
9284	VIRGINIA BEACH KEMPSVILLE	03/09/1953	Active	26	0	0	0	0.00%	28		9			N	SC	2		
Exc Award (06/30/2016)																		
41781	VIRGINIA BEACH PRINCESS ANNE OCEANSIDE	08/03/1982	Active	20	1	0	1	5.26%	20		7		2	N	SC	0		\$441.00



Club Health Assessment for District 24 I through March 2025

			Status	Membership							Reports					Finance	LCIF
Club Number	Club Name	Charter Date		Current Member Count	YTD Members Added	YTD Members Dropped	YTD Net Growth	YTD Net Growth%	Member Count 12 Months Ago	Avg. length of service for dropped members	Months Since Last MMR ***	Yrs. Since Last Officer Report	President Rotation	Vice President Reported ****	Months Since Last Activity Report ***	Account Balance	Donations for current Fiscal Year
			Number of times on status quo within last two years	If below 15 members appears				If net loss is greater than 20% appears			If no report in 3 months appears in	When more than one year appears in	Number of repeat terms	Notes the officers that do not have an active	If no report at 12 months appears in red		
9313	VIRGINIA BEACH THALIA	04/20/1966	Active	38	6	4	2	5.56%	38	14	1			N	1		\$3,750.00
	Exc Award (06/30/2017, 06/30/2018, 06/30/2020)																
65469	VIRGINIA BEACH TOWN CENTER-BLIND	06/11/2002	Active	48	3	4	-1	-2.04%	47	5	0			N	3		\$560.00
	Exc Award (06/30/2018, 06/30/2024)																
9316	WILLIAMSBURG HOST	04/24/1934	Active	35	0	5	-5	-12.50%	42	34	0			N	0		\$192.00
	Exc Award (06/30/2019, 06/30/2022)																
36564	WINDSOR	02/15/1979	Active	19	0	3	-3	-13.64%	22	12	1		3	R	4		\$500.00
	Exc Award (06/30/2016, 06/30/2017, 06/30/2020)																
9317	YORK	03/06/1953	Active	26	1	4	-3	-10.34%	28	29	0		5	N	6	90+ Days	

Clubs Cancelled Previous Fiscal Year – Clubs Cancelled within last 12 months may be reinstated

Club Number	Club Name	Charter Date	Current Status*	Cancellation Date
9182	BROOKNEAL	03/26/1948	Cancelled(6*)	10/29/2023
9301	ONANCOCK	10/10/1939	Cancelled(6*)	06/29/2024
9218	RICHMOND WEST BREAKFAST	03/24/1972	Cancelled(6*)	06/29/2024
9312	VIRGINIA BEACH PRIN ANN	12/16/1964	Cancelled(7*)	09/29/2023

Current Total Clubs Count	YTD New Clubs Count	YTD Cancelled Clubs Count	YTD Net Club Gain	Current Total Members Count	YTD Add	YTD Drop	YTD Net Growth	YTD Net Growth %	Member Count 12 Months Ago	Average Member Count Per Club	% of Clubs with less than 20 members	% No MMR in 3 Months	% No Officer Report in 12 Months	% of Clubs with balance 90+ days	Number of Clubs in Status Quo	% Status Quo Clubs in Financial Suspension	Number of Cancelled Clubs	Average Cancelled Club Age	Members Lost Due to Cancellation	% of Clubs Cancelled for Non-Financial Reasons
81	0	1	-1	1,608	94	184	-90	-5.30%	1,719	20	67%	47%	5%	10%	0	0%	1	349	21	100%

* - P - Priority Club. Cancellation Reasons: 1-Objectives/conduct, 2-Non-active club, 5-Non-existing club, 6-Disbanding, 7-Merger, 8-Financial Suspension, 9-District/Multiple District Dues.

** - Abbreviation: P-President, S-Secretary, T-Treasurer, M-Member Chairperson, VP-First Vice President, MC-Communications Chairperson, SC-Service Chairperson

*** - Abbreviation: N/R - Never reported using the Lions Clubs website, N/A - Not applicable, No password registered for the Lions Clubs website.

**** - Abbreviation: N - New, IP - Immediate Past, R - Repeat.



Club Health Assessment for District 24 L through March 2025

			Status	Membership							Reports					Finance		LCIF
Club Number	Club Name	Charter Date		Current Member Count	YTD Members Added	YTD Members Dropped	YTD Net Growth	YTD Net Growth%	Member Count 12 Months Ago	Avg. length of service for dropped members	Months Since Last MMR ***	Yrs. Since Last Officer Report	President Rotation	Vice President Reported ****	Months Since Last Activity Report ***	Account Balance	Donations for current Fiscal Year	
			Number of times on status quo within last two years	If below 15 members appears				If net loss is greater than 20% appears			If no report in 3 months appears in	When more than one year appears in	Number of repeat terms		Notes the officers that do not have appears in an active	If no report at 12 months red		
Clubs more than two years old																		
61920	ALEXANDRIA ASIAN-AMERICAN	05/17/1999	Active	76	6	5	1	1.33%	78	4	0		3	VP,SC	0			
	Exc Award (06/30/2017, 06/30/2018, 06/30/20)																	
9104	ALEXANDRIA HOST	03/06/1933	Active	23	0	0	0	0.00%	29		3			M,VP,SC	13	90+ Days		
9106	ALEXANDRIA LINCOLNIA	03/31/1964	Active	6	0	2	-2	-25.00%	8	33	8		5	R	9			
	Exc Award (06/30/2018)																	
53035	AQUIA EVENING	05/05/1992	Active	47	4	11	-7	-12.96%	54	12	0		2	N	M,SC	0	\$50.00	
	Exc Award (06/30/2019, 06/30/2020)																	
38435	AQUIA HARBOUR HOST L C	05/01/1980	Active	61	6	3	3	5.17%	64	24	0		None	P,M,VP,SC	0		\$1,625.00	
	Exc Award (06/30/2017, 06/30/2018, 06/30/20)																	
9110	ARCOLA	10/17/1952	Active	3	0	0	0	0.00%	3		10		3	R	M,SC	24+	\$25,000.00	
9113	ARLINGTON NORTHWEST	05/26/1953	Active	14	0	0	0	0.00%	14		10		14	R	24+			
	ARLINGTON																	
9115	ARLINGTON SOUTH	05/22/1946	Active(1)	4	0	0	0	0.00%	4		20		None	P,S,M,VP,SC	20	90+ Days		
	ARLINGTON																	
29102	AUGUSTA	04/22/1974	Active	31	1	1	0	0.00%	31	38	0		4	T,M,VP,SC	5			
9116	BAILEYS CROSSROADS	02/24/1954	Active	46	4	1	3	6.98%	39	25	5		2	N	2	90+ Days	\$1,520.00	
	HOST																	
	Exc Award (06/30/2016, 06/30/2017, 06/30/20)																	
42394	BASYE BRYCE MOUNTAIN	03/22/1983	Active	71	2	7	-5	-6.58%	75	12	4		2	N	M,SC	4	\$300.00	
	Exc Award (06/30/2018, 06/30/2019)																	
9226	BROADWAY	04/16/1954	Active	44	0	0	0	0.00%	45		0			M,VP,SC	7		\$13,025.00	
	Exc Award (06/30/2018, 06/30/2022, 06/30/20)																	
9120	BURKE	04/04/1967	Active	15	0	2	-2	-11.76%	17	12	4		2	R	M,SC	0		
	Exc Award (06/30/2021)																	
35163	CHANCELLOR L C	03/16/1978	Active(1)	17	0	0	0	0.00%	16		11			M,VP,SC	24+			
	Exc Award (06/30/2018)																	
9228	CHARLOTTESVILLE HOST	11/15/1934	Active(1)	21	0	1	-1	-4.55%	22	1	7			N	M,SC	0		
68812	CHARLOTTESVILLE LIONESS	05/12/2003	Active	14	2	1	1	7.69%	13	0	1			N	M	1		
	Exc Award (06/30/2023)																	



Club Health Assessment for District 24 L through March 2025

			Status	Membership							Reports					Finance		LCIF
Club Number	Club Name	Charter Date		Current Member Count	YTD Members Added	YTD Members Dropped	YTD Net Growth	YTD Net Growth%	Member Count 12 Months Ago	Avg. length of service for dropped members	Months Since Last MMR ***	Yrs. Since Last Officer Report	President Rotation	Vice President Reported ****	Months Since Last Activity Report ***	Account Balance	Donations for current Fiscal Year	
			Number of times on status quo within last two years	If below 15 members appears				If net loss is greater than 20% appears			If no report in 3 months appears in	When more than one year appears in	Number of repeat terms	Notes the officers that do not have an active	If no report at 12 months appears in red			
46282	CHURCHVILLE	06/23/1986	Active(1)	4	4	0	4	100.00%	5		4		6	T,M,VP,SC	N/R			
9230	CLARKE COUNTY	02/06/1941	Active	46	0	3	-3	-6.12%	51	28	1			N	SC	24+		
9123	CLIFTON	01/13/1969	Active	48	2	0	2	4.35%	48		0			N		0	\$5,000.00	
Exc Award (06/30/2023)																		
9231	CLIFTON FORGE	04/19/1935	Active	11	0	0	0	0.00%	11		0		15	T,M,VP,SC	24+			
9233	CRAIGSVILLE	01/11/1940	Active	5	0	1	-1	-16.67%	6	29	4		8	T,M,VP,SC	24+			
9234	CROZET	10/28/1938	Active	26	0	0	0	0.00%	28		6			N	SC	1	\$600.00	
Exc Award (06/30/2023)																		
53355	CULPEPER 92	06/29/1992	Active	15	0	1	-1	-6.25%	16	2	7		3	R	M,SC	2	\$200.00	
9127	CULPEPER MID DAY	07/15/1960	Active	34	7	2	5	17.24%	31	6	0			N		0	\$856.42	
Exc Award (06/30/2018)																		
9128	DAHLGREN	07/16/1959	Active	19	1	3	-2	-9.52%	23	19	1		2	R	T,M,SC	12	\$1,500.00	
9236	EDINBURG	11/22/1947	Active	19	0	2	-2	-9.52%	21	1	3			R	M,SC	5		
Exc Award (06/30/2023)																		
9237	ELKTON	01/13/1942	Active	14	0	0	0	0.00%	14		12		7	R	M,SC	24+		
29947	ENGLESIDE	11/22/1974	Active(1)	8	0	0	0	0.00%	8		12			M,VP,SC	24+	90+ Days		
9133	FAIRFAX HOST	02/21/1951	Active	50	1	5	-4	-7.41%	53	13	0			N		0	\$2,000.00	
Exc Award (06/30/2017, 06/30/2018, 06/30/20)																		
9108	FALLS CHURCH ANNANDALE	03/23/1948	Active	29	0	0	0	0.00%	29		7		2	R	SC	0		
9138	FREDERICKSBURG HOST	11/10/1938	Active	81	16	7	9	12.50%	69	25	0		2		VP	2		
Exc Award (06/30/2018, 06/30/2023)																		
9239	FRONT ROYAL	07/31/1934	Active	19	2	0	2	11.76%	18		8		3	R	SC	5		
84950	GREATER FALLS RUN	03/03/2005	Active	56	4	4	0	0.00%	58	5	0			N	SC	8	\$1,075.00	
Exc Award (06/30/2017, 06/30/2023)																		
9243	GREENE COUNTY	12/19/1950	Active	26	2	0	2	8.33%	21		2			N	M,SC	1	\$5,020.00	
Exc Award (06/30/2024)																		
9244	HARRISONBURG	07/29/1932	Active	50	1	6	-5	-9.09%	58	33	0			N	SC	3		



Club Health Assessment for District 24 L through March 2025

			Status	Membership							Reports					Finance	LCIF
Club Number	Club Name	Charter Date		Current Member Count	YTD Members Added	YTD Members Dropped	YTD Net Growth	YTD Net Growth%	Member Count 12 Months Ago	Avg. length of service for dropped members	Months Since Last MMR ***	Yrs. Since Last Officer Report	President Rotation	Vice President Reported ****	Months Since Last Activity Report ***	Account Balance	Donations for current Fiscal Year
			Number of times on status quo within last two years	If below 15 members appears				If net loss is greater than 20% appears			If no report in 3 months appears in	When more than one year appears in	Number of repeat terms	Notes the officers that do not have an active	If no report at 12 months appears in red		
34826	LAKE JACKSON L C	12/29/1977	Active	10	0	0	0	0.00%	10		0		3	M,VP,SC	17	90+ Days	
Exc Award (06/30/2017, 06/30/2018)																	
41320	LAKE OF THE WOODS	05/21/1982	Active	136	25	9	16	13.33%	126	9	0			N	M,SC	12	\$4,245.50
Exc Award (06/30/2023)																	
132309	Lake of the Woods Lioness	07/27/2017	Active	94	5	9	-4	-4.08%	104	4	0			N	M,SC	1	\$2,075.00
Exc Award (06/30/2019, 06/30/2022)																	
9142	LEESBURG HOST	09/19/1938	Active	9	0	3	-3	-25.00%	11	58	0				M,VP,SC	3	90+ Days
9246	LOUISA COUNTY	07/21/1952	Active	37	1	1	0	0.00%	38	3	1			N	SC	5	
9144	LOVETTSVILLE	06/09/1955	Active	23	4	1	3	15.00%	20	0	2				M,VP,SC	4	
9247	LURAY	07/05/1935	Active	12	0	1	-1	-7.69%	13	62	4		16		M,VP,SC	21	
9248	MADISON COUNTY	02/15/1939	Active	14	3	0	3	27.27%	11		0		None	R	P,M,SC	15	
9145	MANASSAS HOST	06/18/1947	Active	29	4	1	3	11.54%	30	1	0			N		0	\$1,000.00
Exc Award (06/30/2017, 06/30/2023)																	
9143	MASON NECK L C	06/08/1967	Active	24	2	0	2	9.09%	22		2		3	R	M,SC	1	\$1,050.00
Exc Award (06/30/2018, 06/30/2019)																	
52780	MC GAHEYSVILLE MASSANUTTEN	04/01/1992	Active	47	2	1	1	2.17%	47	9	0		2	R		1	\$1,050.00
Exc Award (06/30/2018)																	
9150	MERRIFIELD	04/14/1965	Active	20	3	4	-1	-4.76%	22	27	1			N		17	
Exc Award (06/30/2017, 06/30/2018)																	
9151	MIDDLEBURG	02/11/1946	Active(2)	2	2	0	2	100.00%	4		4		3		M,VP,SC	24+	
36563	MONTCLAIR L C	02/06/1979	Active	48	9	3	6	14.29%	41	2	2			N		0	90+ Days
Exc Award (06/30/2018, 06/30/2019, 06/30/2020)																	
9250	MONTEREY	08/28/1941	Active	15	0	2	-2	-11.76%	16	16	1				VP,SC	24+	
9251	MOUNT JACKSON	02/21/1947	Active	25	2	1	1	4.17%	24	24	5		2	R	SC	24+	
62033	MOUNT VERNON EVENING	06/07/1999	Active	16	0	0	0	0.00%	13		9		3	R	SC	6	\$2,000.00
Exc Award (06/30/2017, 06/30/2019, 06/30/2020)																	
9252	NEW MARKET	04/29/1958	Active	8	0	0	0	0.00%	9		10			N	SC	24+	\$250.00



Club Health Assessment for District 24 L through March 2025

Club Number	Club Name	Charter Date	Status	Membership							Reports					Finance	LCIF
				Current Member Count	YTD Members Added	YTD Members Dropped	YTD Net Growth	YTD Net Growth%	Member Count 12 Months Ago	Avg. length of service for dropped members	Months Since Last MMR ***	Yrs. Since Last Officer Report	President Rotation	Vice President Reported ****	Months Since Last Activity Report ***	Account Balance	Donations for current Fiscal Year
			Number of times on status quo within last two years	If below 15 members appears				If net loss is greater than 20% appears			If no report in 3 months appears	When more than one year appears in	Number of repeat terms	Notes the officers that do not have an active	If no report at 12 months red		
60364	PALMYRA RIVANNA	02/13/1998	Active	14	0	3	-3	-17.65%	18	7	0		2	M,VP,SC	4	90+ Days	\$375.00
9147	PARK WEST L C	08/30/1966	Active	21	0	1	-1	-4.55%	19	1	4		2	VP,SC	3		\$2,000.00
9158	PURCELLVILLE	09/23/1938	Active	14	0	0	0	0.00%	11		1		3	M,VP,SC	16		\$2,000.00
9160	RAPPAHANNOCK	03/18/1958	Active	46	2	5	-3	-6.12%	49	15	0		None	N	P,SC	15	\$125.00
9161	REMINGTON	06/08/1964	Active	16	3	0	3	23.08%	17		6			IP	S,T,M,SC	1	
	Exc Award (06/30/2019)																
9162	RESTON	05/12/1967	Active	21	0	1	-1	-4.55%	22	14	6		4	M,VP,SC	0		\$275.00
9254	SCOTTSVILLE	03/25/1942	Cancelled(6*)	0	0	7	-7	-100.00%	7	14	0		None	P,S,T,M,VP SC	24+	90+ Days	
9255	SHENANDOAH	02/29/1952	Active(2)	13	0	0	0	0.00%	13		33		3	P,T,M,VP,SC	N/R		
9164	SPOTSYLVANIA	12/20/1966	Active	28	4	6	-2	-6.67%	32	19	1			N	M,VP	2	
135354	Spotsylvania Courthouse 100	06/22/2018	Active	10	0	1	-1	-9.09%	11	6	5			N		0	\$1,000.00
9165	SPRINGFIELD FRANCONIA HOST	07/28/1954	Active	14	5	1	4	40.00%	9	6	1			N	SC	6	\$4,025.00
	Exc Award (06/30/2017)																
137093	Springfield Global Lions	01/14/2019	Active	24	5	4	1	4.35%	29	2	3			N		0	
9167	STAFFORD COUNTY	03/20/1952	Active	20	0	0	0	0.00%	23		3		2	R		0	\$520.00
	Exc Award (06/30/2017, 06/30/2018, 06/30/2019)																
9256	STANLEY	02/08/1952	Active	11	0	0	0	0.00%	11		0		11	T,M,VP,SC	4		
9257	STAUNTON	03/19/1941	Active	16	0	7	-7	-30.43%	23	30	0		2	M,VP,SC	24+		
9258	STEPHENS CITY	09/24/1946	Active	30	5	1	4	15.38%	26	3	0		None	P,VP	0		\$625.00
	Exc Award (06/30/2018, 06/30/2019, 06/30/2020)																
9130	STERLING	05/13/1964	Active	18	2	0	2	12.50%	14		0		3	N	SC	0	\$100.00
146918	Virginia Gateway	06/22/2021	Active	5	0	0	0	0.00%	7		9		2	R	M	7	
	Exc Award (06/30/2022, 06/30/2023)																
9171	WARRENTON	10/30/1939	Active	38	0	0	0	0.00%	38		7			N	SC	4	\$500.00
	Exc Award (06/30/2023)																
9262	WAYNESBORO	09/10/1941	Active	30	0	0	0	0.00%	30		0			N		0	



Club Health Assessment for District 24 L through March 2025

			Status	Membership							Reports					Finance	LCIF
Club Number	Club Name	Charter Date		Current Member Count	YTD Members Added	YTD Members Dropped	YTD Net Growth	YTD Net Growth%	Member Count 12 Months Ago	Avg. length of service for dropped members	Months Since Last MMR ***	Yrs. Since Last Officer Report	President Rotation	Vice President Reported ****	Months Since Last Activity Report ***	Account Balance	Donations for current Fiscal Year
			Number of times on status quo within last two years	If below 15 members appears				If net loss is greater than 20% appears			If no report in 3 months appears in	When more than one year appears in	Number of repeat terms	Notes the officers that do not have an active	If no report at 12 months appears in red		
77280	WESTMORELAND	06/11/2003	Active	4	0	1	-1	-20.00%	6	21	6		2	T,VP,SC	4	90+ Days	
43724	WEYERS CAVE	04/30/1984	Active	7	0	0	0	0.00%	7		10		6	R SC	11	90+ Days	\$150.00
9263	WINCHESTER HOST	07/08/1924	Active	74	7	13	-6	-7.50%	76	15	1			N SC	20		
Exc Award (06/30/2016)																	
65046	WINCHESTER LIONESS	02/28/2002	Active	6	2	1	1	20.00%	5	0	2			M,VP,SC	24+		\$20.00
9264	WINCHESTER SHAWNEE	06/22/1970	Active	22	0	1	-1	-4.35%	24	22	5		None	N P,M,SC	0		\$425.00
Exc Award (06/30/2023)																	
9172	WOODBIDGE	02/10/1955	Active	36	2	6	-4	-10.00%	40	4	2			M,VP,SC	0		\$5,010.00
Exc Award (06/30/2016, 06/30/2017, 06/30/20)																	
9265	WOODSTOCK	02/13/1941	Active	40	1	1	0	0.00%	43	17	1			N SC	3		\$1,250.00

Clubs Cancelled Previous Fiscal Year – Clubs Cancelled within last 12 months may be reinstated

Club Number	Club Name	Charter Date	Current Status*	Cancellation Date
9227	BUENA VISTA	05/24/1935	Cancelled(6*)	06/29/2024
9129	DALE CITY	11/19/1968	Cancelled(6*)	06/29/2024
9245	LEXINGTON	01/10/1941	Cancelled(8*)	06/29/2024
9261	TIMBERVILLE	04/09/1954	Cancelled(6*)	07/29/2023

Current Total Clubs Count	YTD New Clubs Count	YTD Cancelled Clubs Count	YTD Net Club Gain	Current Total Members Count	YTD Add	YTD Drop	YTD Net Growth	YTD Net Growth %	Member Count 12 Months Ago	Average Member Count Per Club	% of Clubs with less than 20 members	% No MMR in 3 Months	% No Officer Report in 12 Months	% of Clubs with balance 90+ days	Number of Clubs in Status Quo	% Status Quo Clubs in Financial Suspension	Number of Cancelled Clubs	Average Cancelled Club Age	Members Lost Due to Cancellation	% of Clubs Cancelled for Non-Financial Reasons
79	0	1	-1	2,200	165	164	1	0.05%	2,251	28	47%	46%	0%	13%	0	0%	1	380	7	0%

* - P - Priority Club. Cancellation Reasons: 1-Objectives/conduct, 2-Non-active club, 5-Non-existing club, 6-Disbanding, 7-Merger, 8-Financial Suspension, 9-District/Multiple District Dues.

** - Abbreviation: P-President, S-Secretary, T-Treasurer, M-Member Chairperson, VP-First Vice President, MC-Communications Chairperson, SC-Service Chairperson

*** - Abbreviation: N/R - Never reported using the Lions Clubs website, N/A - Not applicable, No password registered for the Lions Clubs website.

**** - Abbreviation: N - New, IP - Immediate Past, R - Repeat.



Club Health Assessment for District 25 A through March 2025

Club Number	Club Name	Charter Date	Status	Membership							Reports					Finance	LCIF
				Current Member Count	YTD Members Added	YTD Members Dropped	YTD Net Growth	YTD Net Growth%	Member Count 12 Months Ago	Avg. length of service for dropped members	Months Since Last MMR ***	Yrs. Since Last Officer Report	President Rotation	Vice President Reported ****	Months Since Last Activity Report ***	Account Balance	Donations for current Fiscal Year
			Number of times on status quo within last two years	If below 15 members appears				If net loss is greater than 20% appears			If no report in 3 months appears in	When more than one year appears in	Number of repeat terms	Notes the officers that do not have an active	If no report at 12 months red		
Clubs more than two years old																	
9405	BASS LAKE	07/07/1948	Active	27	9	3	6	28.57%	21	2	0		4	N	SC	0	\$745.00
9409	CEDAR LAKE	04/08/1947	Active	12	0	4	-4	-25.00%	17	11	7			IP	M,SC	3	
	Exc Award (06/30/2018)																
9410	CHESTERTON	10/04/1933	Active	26	3	1	2	8.33%	24	17	0			IP	M,VP,SC	12	\$815.00
9411	CROWN POINT	09/23/1943	Active	46	6	5	1	2.22%	45	7	1			N	SC	0	\$1,502.00
	Exc Award (06/30/2019, 06/30/2023, 06/30/20)																
32723	DOOR VILLAGE	09/27/1976	Active	29	0	0	0	0.00%	30		9			N	SC	0	\$1,130.00
	Exc Award (06/30/2018, 06/30/2023, 06/30/20)																
39865	EAST CHICAGO EVENING	05/11/1981	Active	22	0	0	0	0.00%	23		7		3	R	M,SC	8	
	Exc Award (06/30/2018)																
9416	FRANCESVILLE	05/14/1943	Active(1)	5	0	0	0	0.00%	5		7		9		M,VP,SC	24+	
149293	Gary NWI	01/19/2022	Active(1)	6	0	0	0	0.00%	6		7		4		VP,SC	24+	
9419	GOODLAND	04/06/1960	Active	16	0	0	0	0.00%	16		11		20		M,VP,SC	24+	
9420	GRIFFITH	10/04/1940	Active	18	0	0	0	0.00%	19		7			N	M,VP,SC	24+	\$1,500.00
	Exc Award (06/30/2017, 06/30/2018)																
9421	HAMLET	09/22/1944	Active	37	1	0	1	2.78%	36		0		3		VP,SC	0	\$160.00
	Exc Award (06/30/2017, 06/30/2018)																
9426	HANNA	05/28/1947	Active	14	2	2	0	0.00%	18	3	1		5	R	M,SC	3	
	Exc Award (06/30/2019)																
9427	HEBRON	04/10/1969	Active	21	6	1	5	31.25%	16	3	3			R	M,SC	24+	\$60.00
	Exc Award (06/30/2018)																
9428	HIGHLAND	08/06/1943	P- Active	0	0	17	-17	-100.00%	17	20	4		None		P,S,T,M,VP SC	24+	
9429	HOBART	03/06/1929	Active	13	0	2	-2	-13.33%	15	5	0		4	N	SC	0	\$828.33
	Exc Award (06/30/2017, 06/30/2018)																
9413	INDIANA HARBOR EAST CHICAGO	07/13/1926	Active	26	5	2	3	13.04%	24	21	7			N	VP,SC	9	\$1,360.00
	Exc Award (06/30/2018)																
9432	KOONTZ LAKE L C	07/13/1959	Active	22	8	1	7	46.67%	15	16	2		None	N	P,M,SC	5	



Club Health Assessment for District 25 A through March 2025

			Status	Membership							Reports					Finance		LCIF
Club Number	Club Name	Charter Date		Current Member Count	YTD Members Added	YTD Members Dropped	YTD Net Growth	YTD Net Growth%	Member Count 12 Months Ago	Avg. length of service for dropped members	Months Since Last MMR ***	Yrs. Since Last Officer Report	President Rotation	Vice President Reported ****	Months Since Last Activity Report ***	Account Balance	Donations for current Fiscal Year	
			Number of times on status quo within last two years	If below 15 members appears				If net loss is greater than 20% appears			If no report in 3 months appears in	When more than one year appears in	Number of repeat terms	Notes the officers that do not have an active	If no report at 12 months appears in red			
9433	KOUTS	11/25/1959	Active	18	3	1	2	12.50%	16	12	0		5	R	M,SC	20		\$2,021.00
	Exc Award (06/30/2017, 06/30/2018)																	
9434	LA CROSSE	07/28/1958	Active	24	2	0	2	9.09%	23		4		3		M,VP,SC	5		\$470.00
	Exc Award (06/30/2018)																	
9436	LA PORTE	08/24/1936	Active	21	0	0	0	0.00%	23		9		2	R	M,SC	3		
	Exc Award (06/30/2018)																	
9414	LAKE STATION	01/24/1938	Active	25	3	0	3	13.64%	23		0			N	M,SC	2		\$50.00
	Exc Award (06/30/2018, 06/30/2019)																	
32724	LAKES OF THE FOUR SEASONS	09/15/1976	Active	60	5	0	5	9.09%	59		3			N	SC	0		\$1,810.00
	Exc Award (06/30/2018, 06/30/2019, 06/30/2020)																	
9437	LOWELL	04/06/1938	Active	31	6	0	6	24.00%	26		2			N	M,SC	5		\$1,010.00
	Exc Award (06/30/2018)																	
9439	MERRILLVILLE	09/30/1946	Active	13	0	0	0	0.00%	13		11				M,VP,SC	3		\$90.00
9441	MICHIANA	04/18/1973	Active	18	0	0	0	0.00%	21		0				M,VP,SC	6		\$970.00
	Exc Award (06/30/2016, 06/30/2017, 06/30/2020)																	
83164	MILL CREEK COMMUNITY	08/09/2004	Active	23	4	0	4	21.05%	20		4		3		VP,SC	17		
9444	MONTEREY	03/19/1948	Active	15	2	0	2	15.38%	13		8		17	R	T,M,VP,SC	1	90+ Days	
9445	MOROCCO	03/05/1951	Active	9	1	1	0	0.00%	12	9	8			N	P,M,VP,SC	24+		
9446	MUNSTER	01/12/1938	Active	69	7	1	6	9.52%	64	13	1			N	SC	2		\$3,200.00
9447	OGDEN DUNES	11/17/1958	Active	42	3	0	3	7.69%	41		3		2		M,VP,SC	22		\$500.00
	Exc Award (06/30/2018)																	
9448	PORTAGE	06/14/1955	Active	12	2	0	2	20.00%	10		7		3		M,VP,SC	23	90+ Days	
	Exc Award (06/30/2017, 06/30/2018)																	
28017	REMINGTON	02/26/1974	Active	11	0	0	0	0.00%	11		7		17		P,M,VP,SC	24+		
9449	RENSSELAER	10/28/1943	Active	22	0	0	0	0.00%	19		8		None		P,M,VP,SC	6		\$110.00
	Exc Award (06/30/2018)																	
9450	ROLLING PRAIRIE	05/17/1939	Active	11	0	2	-2	-15.38%	13	5	1		2	R		24+		
	Exc Award (06/30/2019)																	



Club Health Assessment for District 25 A through March 2025

Club Number	Club Name	Charter Date	Status	Membership							Reports					Finance	LCIF
				Current Member Count	YTD Members Added	YTD Members Dropped	YTD Net Growth	YTD Net Growth%	Member Count 12 Months Ago	Avg. length of service for dropped members	Months Since Last MMR ***	Yrs. Since Last Officer Report	President Rotation	Vice President Reported ****	Months Since Last Activity Report ***	Account Balance	Donations for current Fiscal Year
			Number of times on status quo within last two years	If below 15 members appears				If net loss is greater than 20% appears			If no report in 3 months appears	When more than one year appears in	Number of repeat terms	Notes the officers that do not have an active	If no report at 12 months appears in red		
9454	SCHERERVILLE	08/12/1946	Active	18	0	7	-7	-28.00%	25	12	0		None	R	P,SC	2	\$950.00
40860	SCHERERVILLE CENTRAL	02/19/1982	Active(1)	27	2	2	0	0.00%	27	3	0		6		VP,SC	9	\$520.00
	Exc Award (06/30/2017, 06/30/2019, 06/30/20																
9457	SOUTH HAVEN L C	11/03/1965	Active	44	3	2	1	2.33%	41	18	0			R	M,VP,SC	0	\$1,398.33
	Exc Award (06/30/2018, 06/30/2019)																
9452	ST JOHN	02/12/1957	Active	21	0	2	-2	-8.70%	17	14	0			IP	SC	6	\$20.00
9458	STAR CITY	10/27/1972	Active	35	2	1	1	2.94%	34	5	0			N	M,SC	24+	
31211	UNION MILLS	09/30/1975	Active	31	2	1	1	3.33%	30	0	0				M,VP,SC	2	
	Exc Award (06/30/2017)																
9460	VALPARAISO	09/18/1939	Active	23	5	1	4	21.05%	19	2	0		5	N	M,SC	24+	\$10.00
	Exc Award (06/30/2017)																
9461	WANATAH	09/25/1944	Active	33	0	0	0	0.00%	39		8		None		P,M,VP,SC	6	\$50.00
	Exc Award (06/30/2017, 06/30/2019, 06/30/20																
9462	WESTVILLE	05/26/1943	Active	62	4	0	4	6.90%	61		0			N	P	0	\$980.00
	Exc Award (06/30/2018, 06/30/2019)																
9463	WHEATFIELD	06/24/1947	Active	22	1	2	-1	-4.35%	23	12	3		18		T,M,VP,SC	24+	
	Exc Award (06/30/2017, 06/30/2019)																
9464	WHITING	06/07/1929	Active	18	0	0	0	0.00%	19		7		6	R	M,SC	24+	\$100.00
42769	WINAMAC	06/13/1983	Active	18	0	0	0	0.00%	18		8		3	R		4	\$1,000.00
	Exc Award (06/30/2018, 06/30/2019)																

Clubs Cancelled Previous Fiscal Year – Clubs Cancelled within last 12 months may be reinstated

Club Number	Club Name	Charter Date	Current Status*	Cancellation Date
9412	DYER	10/07/1943	Cancelled(6*)	06/29/2024
9442	MICHIGAN CITY	11/05/1925	Cancelled(6*)	07/29/2023
9456	SHELBY	05/25/1944	Cancelled(8*)	12/29/2023



Club Health Assessment for District 25 A through March 2025

				Status		Membership							Reports					Finance		LCIF
Club Number	Club Name	Charter Date				Current Member Count	YTD Members Added	YTD Members Dropped	YTD Net Growth	YTD Net Growth%	Member Count 12 Months Ago	Avg. length of service for dropped members	Months Since Last MMR ***	Yrs. Since Last Officer Report	President Rotation	Vice President Reported ****	Months Since Last Activity Report ***	Account Balance	Donations for current Fiscal Year	
						Number of times on status quo within last two years		If below 15 members appears		If net loss is greater than 20% appears			If no report in 3 months appears in	When more than one year appears in	Number of repeat terms	Notes the officers that do not have an active	If no report at 12 months appears in red			
Current Total Clubs Count	YTD New Clubs Count	YTD Cancelled Clubs Count	YTD Net Club Gain	Current Total Members Count	YTD Add	YTD Drop	YTD Net Growth	YTD Net Growth %	Member Count 12 Months Ago	Average Member Count Per Club	% of Clubs with less than 20 members	% No MMR in 3 Months	% No Officer Report in 12 Months	% of Clubs with balance 90+ days	Number of Clubs in Status Quo	% Status Quo Clubs in Financial Suspension	Number of Cancelled Clubs	Average Cancelled Club Age	Members Lost Due to Cancellation	% of Clubs Cancelled for Non-Financial Reasons
46	0	0	0	1,116	97	61	36	3.33%	1,107	24	41%	54%	0%	4%	0	0%	0	0	0	0%

* - P - Priority Club. Cancellation Reasons: 1-Objectives/conduct, 2-Non-active club, 5-Non-existing club, 6-Disbanding, 7-Merger, 8-Financial Suspension, 9-District/Multiple District Dues.


** - Abbreviation: P-President, S-Secretary, T-Treasurer, M-Member Chairperson, VP-First Vice President, MC-Communications Chairperson, SC-Service Chairperson

*** - Abbreviation: N/R - Never reported using the Lions Clubs website, N/A - Not applicable, No password registered for the Lions Clubs website.

**** - Abbreviation: N - New, IP - Immediate Past, R - Repeat.



Club Health Assessment for District 25 B through March 2025

			Status	Membership							Reports					Finance		LCIF
Club Number	Club Name	Charter Date		Current Member Count	YTD Members Added	YTD Members Dropped	YTD Net Growth	YTD Net Growth%	Member Count 12 Months Ago	Avg. length of service for dropped members	Months Since Last MMR ***	Yrs. Since Last Officer Report	President Rotation	Vice President Reported ****	Months Since Last Activity Report ***	Account Balance	Donations for current Fiscal Year	
			Number of times on status quo within last two years	If below 15 members appears				If net loss is greater than 20% appears			If no report in 3 months appears in	When more than one year appears in	Number of repeat terms	Notes the officers that do not have an active	If no report at 12 months appears in red			
Clubs more than two years old																		
9465	ALBION	10/22/1952	Active	50	0	1	-1	-1.96%	51	8	2			N	5		\$2,525.00	
Exc Award (06/30/2017, 06/30/2018, 06/30/20)																		
9466	ANDREWS	05/24/1945	Active	23	1	1	0	0.00%	26	31	4			VP,SC	0			
Exc Award (06/30/2017)																		
9467	ANGOLA	02/14/1929	Active	16	1	0	1	6.67%	15		7		4	R	T,M,VP,SC	24+	\$150.00	
9468	ANTHONY WAYNE L C	12/07/1972	Active	34	2	2	0	0.00%	34	25	1		2		M,VP,SC	3	\$700.00	
Exc Award (06/30/2018)																		
9469	ARCOLA	09/23/1949	Active	18	1	5	-4	-18.18%	22	21	1		2	N	SC	3	\$500.00	
9471	AUBURN	05/29/1928	Active	27	0	0	0	0.00%	27		13		None		P,S,T,M,VP SC	16	90+ Days	
Exc Award (06/30/2016)																		
60829	AUBURN CLASSIC NOON	06/01/1998	Active	38	2	0	2	5.56%	43		4			N		0	\$1,000.00	
Exc Award (06/30/2016)																		
9474	BIPPUS	05/10/1948	Active	15	0	0	0	0.00%	14		9		8		M,VP,SC	5		
9475	BLUFFTON	09/29/1947	Active	19	0	2	-2	-9.52%	21	24	8				S,VP	10		
Exc Award (06/30/2017, 06/30/2018, 06/30/20)																		
9478	CEDAR CREEK	10/23/1951	Active	11	0	10	-10	-47.62%	23	18	1		4		M,VP,SC	7	\$100.00	
Exc Award (06/30/2016)																		
9479	CHURUBUSCO	03/26/1956	Active	8	0	0	0	0.00%	8		10			N	VP,SC	6	\$250.00	
32072	CLEAR LAKE	04/21/1976	Active	13	0	0	0	0.00%	13		9		4		P,M,VP,SC	22		
61290	COLUMBIA CITY	11/30/1998	Active	6	0	0	0	0.00%	6		12	1	None		P,S,T,M,VP SC	N/R	90+ Days	
9481	CROMWELL KIMMEL L C	07/23/1945	Active	26	0	1	-1	-3.70%	27	16	0			N	M,SC	0	\$1,500.00	
Exc Award (06/30/2016)																		
9482	DECATUR	12/21/1926	Active	9	0	0	0	0.00%	9		12	1	None		P,S,T,M,VP SC	24+	90+ Days	
97418	FORT WAYNE CHAPEL RIDGE	06/30/2006	Active	13	0	4	-4	-23.53%	17	11	7		2		M,VP,SC	4	\$1,725.00	
Exc Award (06/30/2018)																		
9489	FORT WAYNE MC MILLEN PARK	11/27/1953	Active	5	0	0	0	0.00%	6		9		9	R	P,VP,SC	18	\$100.00	



Club Health Assessment for District 25 B through March 2025

			Status	Membership							Reports					Finance		LCIF
Club Number	Club Name	Charter Date		Current Member Count	YTD Members Added	YTD Members Dropped	YTD Net Growth	YTD Net Growth%	Member Count 12 Months Ago	Avg. length of service for dropped members	Months Since Last MMR ***	Yrs. Since Last Officer Report	President Rotation	Vice President Reported ****	Months Since Last Activity Report ***	Account Balance	Donations for current Fiscal Year	
			Number of times on status quo within last two years	If below 15 members appears				If net loss is greater than 20% appears			If no report in 3 months appears in	When more than one year appears in	Number of repeat terms	Notes the officers that do not have an active	If no report at 12 months appears in red			
Exc Award (06/30/2017)																		
9494	HAMILTON	06/29/1939	Active	28	2	3	-1	-3.45%	31	17	1		None	P,M,VP,SC	0		\$610.00	
Exc Award (06/30/2018, 06/30/2020)																		
9495	HARLAN	08/23/1944	Active	12	1	1	0	0.00%	12	19	1		4	N	P,VP,SC	13	\$1,000.00	
9496	HERITAGE L C	02/03/1971	Active	26	3	3	0	0.00%	27	8	0			N	S,SC	0		
Exc Award (06/30/2016, 06/30/2022)																		
9497	HOWE	05/01/1944	Active	14	0	4	-4	-22.22%	18	23	0			R	SC	2	\$25.00	
Exc Award (06/30/2018)																		
9498	HUNTERTOWN	06/15/1953	Active	27	1	6	-5	-15.63%	30	6	1		2	N		7		
Exc Award (06/30/2016, 06/30/2017, 06/30/20)																		
9499	HUNTINGTON	11/13/1946	Active	15	0	2	-2	-11.76%	18	5	3				T,M,VP,SC	11	\$100.00	
9500	KENDALLVILLE	12/09/1925	Active	34	1	2	-1	-2.86%	36	25	0			N	M,VP,SC	24+		
Exc Award (06/30/2018, 06/30/2019)																		
9503	LAND OF LAKES	10/08/1956	Active	36	2	5	-3	-7.69%	40	12	3				M,VP,SC	24+	\$1,050.00	
9504	LARWILL	08/25/1952	Active	11	6	5	1	10.00%	10	10	3		8	N	M,VP,SC	18		
Exc Award (06/30/2016)																		
9506	LIGONIER	03/03/1955	Active	30	4	1	3	11.11%	27	18	0			N		2		
Exc Award (06/30/2023)																		
9508	MONGO	06/26/1953	Active	8	0	0	0	0.00%	8		12		5	N	P,M,VP,SC	16		
9509	MONROE	08/14/1953	Active	21	0	0	0	0.00%	19		2			N	P,M,SC	2	\$1,500.00	
Exc Award (06/30/2017, 06/30/2018, 06/30/20)																		
64471	MONROEVILLE	06/28/2001	Active	39	2	2	0	0.00%	39	16	5		4	N	T,SC	12	\$865.73	
Exc Award (06/30/2016, 06/30/2017, 06/30/20)																		
9511	NEW HAVEN	01/12/1956	Active	25	2	2	0	0.00%	25	15	0		2		VP,SC	0	\$350.00	
Exc Award (06/30/2017, 06/30/2018, 06/30/20)																		
9512	ORLAND	01/16/1948	Active	17	0	0	0	0.00%	17		4		2		M,VP,SC	5		
Exc Award (06/30/2018, 06/30/2023)																		
9513	OSSIAN	09/24/1942	Active	12	6	0	6	100.00%	6		0		10		M,VP,SC	0	\$60.00	
Exc Award (06/30/2016, 06/30/2017)																		



Club Health Assessment for District 25 B through March 2025

			Status	Membership							Reports					Finance		LCIF
Club Number	Club Name	Charter Date		Current Member Count	YTD Members Added	YTD Members Dropped	YTD Net Growth	YTD Net Growth%	Member Count 12 Months Ago	Avg. length of service for dropped members	Months Since Last MMR ***	Yrs. Since Last Officer Report	President Rotation	Vice President Reported ****	Months Since Last Activity Report ***	Account Balance	Donations for current Fiscal Year	
			Number of times on status quo within last two years	If below 15 members appears				If net loss is greater than 20% appears			If no report in 3 months appears in	When more than one year appears in	Number of repeat terms	Notes the officers that do not have an active	If no report at 12 months appears in red			
9515	PLEASANT LAKE Exc Award (06/30/2016)	05/09/1930	Active	45	4	1	3	7.14%	42	21	2		None	P,T,M,VP,SC	24+		\$1,000.00	
32725	ROANOKE Exc Award (06/30/2017)	09/03/1976	Active	26	1	3	-2	-7.14%	28	2	6		IP	T,M,SC	4		\$2,400.00	
9517	ROME CITY BRIMFIELD	01/11/1956	Active	29	0	0	0	0.00%	29		12	1	None	P,S,T,M,VP SC	24+	90+ Days	\$300.00	
46283	SOUTH MILFORD Exc Award (06/30/2016)	06/02/1986	Active	29	0	0	0	0.00%	29		9			M,VP,SC	24+			
9518	ST JOE Exc Award (06/30/2016)	08/09/1940	Active	16	0	0	0	0.00%	16		5		4	N	P,T,M,SC	12	90+ Days	\$500.00
9523	STROH	03/19/1951	Active	24	0	0	0	0.00%	24		8			N	SC	13		\$100.00
9524	TRI LAKES	02/24/1955	Active	12	0	0	0	0.00%	12		11		6	R	P,M,SC	1		\$125.00
39142	UNION TOWNSHIP L C Exc Award (06/30/2017, 06/30/2018, 06/30/20)	12/31/1980	Active	13	0	1	-1	-7.14%	13	44	3		2	R	P,T,M,VP,SC	13		\$100.00
9527	WATERLOO Exc Award (06/30/2018)	01/22/1929	Active	19	0	0	0	0.00%	19		22	1	None	P,S,T,M,VP SC	24+	90+ Days	\$100.00	
9529	WOLCOTTVILLE	01/15/1929	Active	16	0	0	0	0.00%	16		6			N	M,SC	24+		\$300.00
9531	WOODBURN Exc Award (06/30/2016)	05/06/1938	Active	29	0	0	0	0.00%	29		9			N	SC	24+	90+ Days	\$250.00
9532	ZANESVILLE	08/24/1956	Active	8	8	18	-10	-55.56%	18	11	0		None	P,VP,SC	3			

Clubs Cancelled Previous Fiscal Year – Clubs Cancelled within last 12 months may be reinstated

Club Number	Club Name	Charter Date	Current Status*	Cancellation Date
9522	SOUTH WHITLEY	10/28/1930	Cancelled(8*)	06/29/2024



Club Health Assessment for District 25 B through March 2025

						Membership										Reports				Finance		LCIF
Club Number	Club Name	Charter Date		Status		Current Member Count	YTD Members Added	YTD Members Dropped	YTD Net Growth	YTD Net Growth%	Member Count 12 Months Ago	Avg. length of service for dropped members	Months Since Last MMR ***	Yrs. Since Last Officer Report	President Rotation	Vice President Reported ****	Months Since Last Activity Report ***	Account Balance	Donations for current Fiscal Year			
				Number of times on status quo within last two years	If below 15 members appears				If net loss is greater than 20% appears			If no report in 3 months appears in	When more than one year appears in	Number of repeat terms		Notes the officers that do not have an active	If no report at 12 months appears in red					
Current Total Clubs Count	YTD New Clubs Count	YTD Cancelled Clubs Count	YTD Net Club Gain	Current Total Members Count	YTD Add	YTD Drop	YTD Net Growth	YTD Net Growth %	Member Count 12 Months Ago	Average Member Count Per Club	% of Clubs with less than 20 members	% No MMR in 3 Months	% No Officer Report in 12 Months	% of Clubs with balance 90+ days	Number of Clubs in Status Quo	% Status Quo Clubs in Financial Suspension	Number of Cancelled Clubs	Average Cancelled Club Age	Members Lost Due to Cancellation	% of Clubs Cancelled for Non-Financial Reasons		
45	0	0	0	952	50	85	-35	-3.55%	1,000	21	53%	62%	9%	16%	0	0%	0	0	0	0%		

* - P - Priority Club. Cancellation Reasons: 1-Objectives/conduct, 2-Non-active club, 5-Non-existing club, 6-Disbanding, 7-Merger, 8-Financial Suspension, 9-District/Multiple District Dues.

** - Abbreviation: P-President, S-Secretary, T-Treasurer, M-Member Chairperson, VP-First Vice President, MC-Communications Chairperson, SC-Service Chairperson

*** - Abbreviation: N/R - Never reported using the Lions Clubs website, N/A - Not applicable, No password registered for the Lions Clubs website.

**** - Abbreviation: N - New, IP - Immediate Past, R - Repeat.



Club Health Assessment for District 25 C through March 2025

			Status	Membership							Reports					Finance	LCIF
Club Number	Club Name	Charter Date		Current Member Count	YTD Members Added	YTD Members Dropped	YTD Net Growth	YTD Net Growth%	Member Count 12 Months Ago	Avg. length of service for dropped members	Months Since Last MMR ***	Yrs. Since Last Officer Report	President Rotation	Vice President Reported ****	Months Since Last Activity Report ***	Account Balance	Donations for current Fiscal Year
			Number of times on status quo within last two years	If below 15 members appears				If net loss is greater than 20% appears			If no report in 3 months appears in	When more than one year appears in	Number of repeat terms	Notes the officers that do not have an active	If no report at 12 months appears in red		
Clubs more than two years old																	
9533	ATTICA	06/25/1941	Active	4	0	0	0	0.00%	4		12		18	P,T,M,VP,SC	24+		
Exc Award (06/30/2018)																	
9534	BAINBRIDGE	05/09/1944	Active	6	0	0	0	0.00%	6		11		4	P,M,VP,SC	5		
9535	BATTLE GROUND	11/19/1973	Active	14	0	2	-2	-12.50%	16	8	3		3	M,VP,SC	4		\$850.00
Exc Award (06/30/2018)																	
78032	BRAZIL	01/05/2004	Active	17	1	0	1	6.25%	19		4		4	N SC	0		\$1,100.00
Exc Award (06/30/2016, 06/30/2022)																	
49079	BROOKSTON	12/13/1988	Active	36	3	0	3	9.09%	33		2		5	VP,SC	0		
Exc Award (06/30/2017)																	
9536	BROWNSBURG	01/18/1929	Active	62	4	3	1	1.64%	63	13	1			R SC	0		\$4,620.00
Exc Award (06/30/2016, 06/30/2017, 06/30/20																	
9539	CAMDEN	10/11/1951	Active	13	0	0	0	0.00%	15		11		2	P,T,M,VP,SC	5		\$500.00
Exc Award (06/30/2017)																	
9540	CAYUGA	07/16/1941	Active	19	0	0	0	0.00%	19		11	1	None	P,S,T,M,VP SC	0		
Exc Award (06/30/2018)																	
9658	CLAY CITY	04/29/1947	Cancelled(6*)	0	0	14	-14	-100.00%	14	25	11		None	P,S,T,M,VP SC	14		
Exc Award (06/30/2018)																	
9542	CLINTON	02/24/1943	Active	91	4	8	-4	-4.21%	91	7	0			N VP,SC	0		\$250.00
Exc Award (06/30/2023, 06/30/2024)																	
9543	CLOVERDALE	03/25/1943	Active	18	0	0	0	0.00%	18		5		2	R M,SC	1		\$200.00
Exc Award (06/30/2016)																	
9544	COLFAX	05/22/1963	Active	22	0	0	0	0.00%	22		14	1	None	P,S,T,M,VP SC	24+		
Exc Award (06/30/2016, 06/30/2017, 06/30/20																	
9546	CRAWFORDSVILLE	01/21/1932	Active	5	0	0	0	0.00%	5		11		11	R SC	1		
9547	DELPHI	05/25/1950	Active	38	1	2	-1	-2.56%	39	34	0			M,VP,SC	0		\$500.00
Exc Award (06/30/2018)																	
43725	EARL PARK COMMUNITY	04/26/1984	Active	17	0	0	0	0.00%	17		18		4	R M,SC	21		
Exc Award (06/30/2018)																	



Club Health Assessment for District 25 C through March 2025

			Status	Membership						Reports					Finance		LCIF	
Club Number	Club Name	Charter Date		Current Member Count	YTD Members Added	YTD Members Dropped	YTD Net Growth	YTD Net Growth%	Member Count 12 Months Ago	Avg. length of service for dropped members	Months Since Last MMR ***	Yrs. Since Last Officer Report	President Rotation	Vice President Reported ****	Months Since Last Activity Report ***	Account Balance	Donations for current Fiscal Year	
			Number of times on status quo within last two years	If below 15 members appears					If net loss is greater than 20% appears			If no report in 3 months appears in	When more than one year appears in	Number of repeat terms	Notes the officers that do not have an active	If no report at 12 months appears in red		
9663	EMINENCE	02/23/1968	Active	12	0	0	0	0.00%	12		12		None	P,S,M,VP,SC	15			
9549	FLORA	02/14/1967	Active	45	0	0	0	0.00%	47		0			N	M,VP,SC	8	\$846.00	
Exc Award (06/30/2016, 06/30/2017, 06/30/2018)																		
9550	FRANKFORT	12/14/1937	Active	24	5	0	5	26.32%	20		1			N	P,SC	1	\$600.00	
Exc Award (06/30/2018)																		
9668	GOSPORT	02/14/1930	Active	11	0	2	-2	-15.38%	16	11	0			IP	P,M,VP,SC	6		
Exc Award (06/30/2016)																		
9552	GREENCASTLE	10/16/1947	Active	13	0	6	-6	-31.58%	19	13	3		2		M,VP,SC	21		
Exc Award (06/30/2016, 06/30/2017)																		
135358	Indiana Cyber	06/25/2018	Active	6	0	4	-4	-40.00%	11	5	2		2		M,VP,SC	8	\$30.00	
Exc Award (06/30/2020, 06/30/2021)																		
46634	JAMESTOWN COMMUNITY	11/21/1986	Active	14	2	0	2	16.67%	12		1		7	N	SC	0	\$158.00	
Exc Award (06/30/2016)																		
9555	LADOGA	01/10/1940	Active	36	0	0	0	0.00%	36		45	1	None	P,S,T,M,VP SC	24+			
Exc Award (06/30/2016)																		
9556	LAFAYETTE	03/27/1920	Active	33	0	0	0	0.00%	44		0		2		M,VP,SC	0	\$540.00	
Exc Award (06/30/2017, 06/30/2018, 06/30/2019)																		
9557	LEBANON	04/17/1936	Active	16	2	1	1	6.67%	13	51	3		3	N	M,SC	2	\$650.00	
9558	LIZTON	06/12/1950	Active	21	8	4	4	23.53%	18	15	1		2	N	M,SC	0	\$100.00	
Exc Award (06/30/2017, 06/30/2018, 06/30/2019)																		
9560	LUCERNE	05/02/1960	Active	9	0	0	0	0.00%	12		1		4		P,S,T,M,VP SC	1	\$120.00	
Exc Award (06/30/2020)																		
58954	MARTINSVILLE EVENING	12/27/1996	Active(1)	9	0	0	0	0.00%	9		21		13	R	S,T,M,VP,SC	23		
Exc Award (06/30/2016, 06/30/2018)																		
9675	MARTINSVILLE NOON	10/16/1925	Active	44	0	3	-3	-6.38%	47	22	2			N	M,SC	12		
Exc Award (06/30/2016, 06/30/2017, 06/30/2018)																		
9561	MICHIGANTOWN	06/25/1970	Active	16	0	0	0	0.00%	18		9		11	N	M,VP,SC	3		
Exc Award (06/30/2017)																		
9562	MONON	06/21/1946	Active	6	0	0	0	0.00%	6		39	1	None	P,S,T,M,VP SC	5	90+ Days		



Club Health Assessment for District 25 C through March 2025

			Status	Membership							Reports					Finance		LCIF
Club Number	Club Name	Charter Date		Current Member Count	YTD Members Added	YTD Members Dropped	YTD Net Growth	YTD Net Growth%	Member Count 12 Months Ago	Avg. length of service for dropped members	Months Since Last MMR ***	Yrs. Since Last Officer Report	President Rotation	Vice President Reported ****	Months Since Last Activity Report ***	Account Balance	Donations for current Fiscal Year	
			Number of times on status quo within last two years	If below 15 members appears				If net loss is greater than 20% appears			If no report in 3 months appears in	When more than one year appears in	Number of repeat terms	Notes the officers that do not have an active	If no report at 12 months appears in red			
90264	MONROVIA	12/02/2005	Active	25	1	0	1	4.17%	22		3		4	R SC	8	90+ Days	\$350.00	
Exc Award (06/30/2016)																		
9679	MOORESVILLE	10/09/1925	Active	25	4	1	3	13.64%	22	3	2		2	R M,SC	15			
9680	MORGANTOWN	12/09/1926	Active	7	0	0	0	0.00%	7		3		8	M,VP,SC	13			
Exc Award (06/30/2016)																		
46401	NEW GOSHEN WEST VIGO	06/27/1986	Active	19	0	1	-1	-5.00%	20	39	1		None	P,M,VP,SC	0			
Exc Award (06/30/2018)																		
9563	NEWPORT	11/30/1967	Active	30	2	11	-9	-23.08%	48	7	3			R VP,SC	7			
Exc Award (06/30/2017, 06/30/2018)																		
9565	OXFORD	02/11/1970	Active	17	0	0	0	0.00%	17		12		10	N SC	0			
9689	PARAGON	09/01/1954	Cancelled(6*)	0	0	4	-4	-100.00%	4	10	7		None	P,S,T,M,VP SC	24+			
Exc Award (06/30/2016)																		
9691	PIERSON TOWNSHIP	02/23/1954	Active	11	0	0	0	0.00%	11		10		2	M,VP,SC	5			
9568	PLAINFIELD	04/01/1926	Active	20	1	3	-2	-9.09%	23	2	0			IP	0	\$1,360.00		
Exc Award (06/30/2019, 06/30/2023)																		
102569	POLAND COMMUNITY	06/21/2008	Active(1)	18	1	2	-1	-5.26%	19	7	8			R SC	3	\$150.00		
Exc Award (06/30/2016, 06/30/2017, 06/30/2018)																		
82979	PRAIRIE CREEK	06/30/2004	Active	17	1	0	1	6.25%	18		6		6	N SC	1	\$100.00		
Exc Award (06/30/2016, 06/30/2018, 06/30/2020)																		
9695	RILEY TOWNSHIP L C	08/29/1968	Active	58	0	0	0	0.00%	58		1			N SC	0	\$2,100.00		
Exc Award (06/30/2017, 06/30/2018, 06/30/2020)																		
45282	ROSSVILLE AREA	07/29/1985	Active	43	3	2	1	2.38%	42	19	1			N M,SC	6			
Exc Award (06/30/2016, 06/30/2018)																		
9572	ROYAL CENTER	09/03/1942	Active	22	0	4	-4	-15.38%	32	9	1			R	1	\$500.00		
Exc Award (06/30/2016, 06/30/2018)																		
9700	SPENCER	10/01/1929	Active	25	0	8	-8	-24.24%	33	7	1			N M,SC	0	\$1,830.00		
Exc Award (06/30/2017, 06/30/2022)																		
9575	TWELVE MILE	09/26/1951	Active	8	0	1	-1	-11.11%	9	40	1		5	P,M,VP,SC	1			
Exc Award (06/30/2017)																		



Club Health Assessment for District 25 C through March 2025

			Status	Membership							Reports					Finance	LCIF
Club Number	Club Name	Charter Date		Current Member Count	YTD Members Added	YTD Members Dropped	YTD Net Growth	YTD Net Growth%	Member Count 12 Months Ago	Avg. length of service for members	Months Since Last MMR ***	Yrs. Since Last Officer Report	President Rotation	Vice President Reported ****	Months Since Last Activity Report ***	Account Balance	Donations for current Fiscal Year
			Number of times on status quo within last two years	If below 15 members appears				If net loss is greater than 20% appears			If no report in 3 months appears in	When more than one year appears in	Number of repeat terms	Notes the officers that do not have an active	If no report at 12 months appears in red		
9581	WEST POINT Exc Award (06/30/2018)	01/22/1953	Active	10	0	0	0	0.00%	10		13		3	M,VP,SC	24+		
9582	WHITESTOWN	11/20/1944	Active(1)	6	0	0	0	0.00%	6		23		10	R M,SC	24+		
9584	YOUNG AMERICA Exc Award (06/30/2016, 06/30/2017, 06/30/20)	02/07/1956	Active	30	4	2	2	7.14%	28	0	1		2	R SC	0		\$1,076.00
9585	ZIONSVILLE Exc Award (06/30/2016, 06/30/2017, 06/30/20)	05/16/1930	Active	194	14	7	7	3.74%	179	7	0			N	2		\$8,100.00

Clubs Cancelled Previous Fiscal Year – Clubs Cancelled within last 12 months may be reinstated

Club Number	Club Name	Charter Date	Current Status*	Cancellation Date
9574	THORNTOWN	09/30/1932	Cancelled(8*)	06/29/2024

Current Total Clubs Count	YTD New Clubs Count	YTD Cancelled Clubs Count	YTD Net Club Gain	Current Total Members Count	YTD YTD Add	YTD YTD Drop	YTD Net Growth	YTD Net Growth %	Member Count 12 Months Ago	Average Member Count Per Club	% of Clubs with less than 20 members	% No MMR in 3 Months	% No Officer Report in 12 Months	% of Clubs with balance 90+ days	Number of Clubs in Status Quo	% Status Quo Clubs in Financial Suspension	Number of Cancelled Clubs	Average Cancelled Club Age	Members Lost Due to Cancellation	% of Clubs Cancelled for Non-Financial Reasons
49	0	2	-2	1,262	61	95	-34	-2.62%	1,329	26	57%	53%	8%	2%	0	0%	2	120	18	50%

* - P - Priority Club. Cancellation Reasons: 1-Objectives/conduct, 2-Non-active club, 5-Non-existing club, 6-Disbanding, 7-Merger, 8-Financial Suspension, 9-District/Multiple District Dues.

** - Abbreviation: P-President, S-Secretary, T-Treasurer, M-Member Chairperson, VP-First Vice President, MC-Communications Chairperson, SC-Service Chairperson

*** - Abbreviation: N/R - Never reported using the Lions Clubs website, N/A - Not applicable, No password registered for the Lions Clubs website.

**** - Abbreviation: N - New, IP - Immediate Past, R - Repeat.



Club Health Assessment for District 25 D through March 2025

			Status	Membership							Reports					Finance		LCIF
Club Number	Club Name	Charter Date		Current Member Count	YTD Members Added	YTD Members Dropped	YTD Net Growth	YTD Net Growth%	Member Count 12 Months Ago	Avg. length of service for dropped members	Months Since Last MMR ***	Yrs. Since Last Officer Report	President Rotation	Vice President Reported ****	Months Since Last Activity Report ***	Account Balance	Donations for current Fiscal Year	
			Number of times on status quo within last two years	If below 15 members appears					If net loss is greater than 20% appears			If no report in 3 months appears in	When more than one year appears in	Number of repeat terms	Notes the officers that do not have an active	If no report at 12 months appears in red		
Clubs less than two years old																		
155904	Muncie	12/03/2023	Active	21	0	0	0	0.00%	21		15			VP,SC	3	90+ Days		
Clubs more than two years old																		
9586	ALBANY	09/15/1936	Active	36	3	3	0	0.00%	39	29	0		N	P,M,SC	3			
Exc Award (06/30/2019)																		
9588	ANDERSON NOON	01/12/1922	Active	34	0	2	-2	-5.56%	36	30	0		N	M,SC	0			\$500.00
9591	CARMEL	04/24/1936	Active	86	2	5	-3	-3.37%	93	6	0		N	SC	0			\$5,930.00
Exc Award (06/30/2021, 06/30/2022, 06/30/20																		
9593	COWAN	01/19/1957	Active	15	0	0	0	0.00%	15		7		3	M,VP,SC	7			
9595	DUNKIRK	01/21/1935	Active	13	0	0	0	0.00%	13		4		10	S,M,VP,SC	3			
9597	ELWOOD	10/21/1935	Active	18	2	1	1	5.88%	15	12	4		2	N	M,SC	7		
9598	FAIRMOUNT	12/27/1946	Active	19	1	2	-1	-5.00%	21	14	0		9	P,S,M,VP,SC	1			
9601	FOWLERTON	12/17/1966	Active	24	4	0	4	20.00%	18		2			T,M,VP,SC	5			\$50.00
9602	FRANKTON	05/19/1958	Active	19	0	0	0	0.00%	19		11		N	VP,SC	6			
9603	GASTON	01/11/1935	Active	48	0	1	-1	-2.04%	46	2	4		N	M	0			
9604	GREENTOWN	06/19/1945	Active	145	12	3	9	6.62%	140	22	0		N	SC	0			\$2,260.00
Exc Award (06/30/2018, 06/30/2019, 06/30/20																		
47224	KOKOMO & AREA	04/20/1987	Active	18	3	2	1	5.88%	17	11	2		7	M,VP,SC	2			
9608	LAPEL	01/27/1942	Active	38	4	1	3	8.57%	38	2	0			T,M,VP,SC	3			
9610	LYNN	04/17/1945	Active	18	0	1	-1	-5.26%	19	7	5		2	T,VP,SC	0			
9611	MARION	09/30/1921	Active	13	1	2	-1	-7.14%	20	7	6		3	N	M,SC	2		
9614	MATTHEWS	03/06/1953	Active	38	12	1	11	40.74%	25	0	0			N	T,M,VP	2		\$20.00
9618	NOBLESVILLE	05/06/1942	Active	82	13	1	12	17.14%	69	1	0			N		0		\$2,960.00
Exc Award (06/30/2021, 06/30/2023, 06/30/20																		
9621	PENDLETON	07/17/1925	Active	30	4	5	-1	-3.23%	34	8	2			M,VP,SC	3			
Exc Award (06/30/2023)																		



Club Health Assessment for District 25 D through March 2025

Club Number	Club Name	Charter Date	Status	Membership							Reports					Finance	LCIF
				Current Member Count	YTD Members Added	YTD Members Dropped	YTD Net Growth	YTD Net Growth%	Member Count 12 Months Ago	Avg. length of service for dropped members	Months Since Last MMR ***	Yrs. Since Last Officer Report	President Rotation	Vice President Reported ****	Months Since Last Activity Report ***	Account Balance	Donations for current Fiscal Year
			Number of times on status quo within last two years	If below 15 members appears				If net loss is greater than 20% appears			If no report in 3 months appears	When more than one year appears in	Number of repeat terms	Notes the officers that do not have an active	If no report at 12 months appears in red		
9623	PORTLAND	04/02/1937	Active	32	0	1	-1	-3.03%	30	1	1			N	P,M,SC	3	
9624	REDKEY	08/04/1941	Active	22	0	0	0	0.00%	23		11		6	R	P,T,M,SC	8	
9627	RUSSIAVILLE	12/06/1945	Active	46	5	2	3	6.98%	41	32	1			R	M,SC	0	\$1,760.00
Exc Award (06/30/2022, 06/30/2023, 06/30/2024)																	
9628	SARATOGA	12/04/1950	Active	52	3	0	3	6.12%	50		6			N	M	0	\$125.00
Exc Award (06/30/2016, 06/30/2018, 06/30/2024)																	
9629	SELMA	02/27/1952	Active	25	3	2	1	4.17%	25	8	1			N	P,SC	6	
9630	SHARPSVILLE	12/18/1945	Active	1	0	5	-5	-83.33%	6	42	4		3		M,VP,SC	4	
46235	SHERIDAN	05/27/1986	Active	39	0	0	0	0.00%	39		7				M,VP,SC	7	
9633	SWEETSER	11/27/1945	Active	17	3	4	-1	-5.56%	18	18	1				M,VP,SC	3	\$100.00
9635	TIPTON	03/30/1949	Active	31	1	3	-2	-6.06%	33	4	2			N	SC	4	\$500.00
9637	UNION CITY	11/20/1947	Active	24	0	1	-1	-4.00%	26	1	6			N	T,M,SC	0	
Exc Award (06/30/2023)																	
9639	UPLAND	03/29/1945	Active	15	3	4	-1	-6.25%	16	26	0				VP,SC	7	
9640	VAN BUREN	02/07/1935	Active	28	2	1	1	3.70%	27	1	4		2	N	M,SC	2	\$360.00
9641	WAYNE FALL L C	03/01/1966	Active	14	0	0	0	0.00%	13		10			N	M,SC	3	
9642	WESTFIELD	10/08/1930	Active	68	5	4	1	1.49%	64	14	1			N	M,SC	4	\$200.00
Exc Award (06/30/2016, 06/30/2019, 06/30/2024)																	
9643	WINCHESTER	03/15/1937	Active	21	2	0	2	10.53%	19		6		4		VP,SC	8	90+ Days \$100.00

Clubs Cancelled Previous Fiscal Year – Clubs Cancelled within last 12 months may be reinstated

Club Number	Club Name	Charter Date	Current Status*	Cancellation Date
9638	UNION TOWNSHIP L C	11/11/1947	Cancelled(6*)	06/29/2024



Club Health Assessment for District 25 D through March 2025

				Status				Membership						Reports				Finance		LCIF	
Club Number	Club Name	Charter Date																			
</																					

* - P - Priority Club. Cancellation Reasons: 1-Objectives/conduct, 2-Non-active club, 5-Non-existing club, 6-Disbanding, 7-Merger, 8-Financial Suspension, 9-District/Multiple District Dues.

** - Abbreviation: P-President, S-Secretary, T-Treasurer, M-Member Chairperson, VP-First Vice President, MC-Communications Chairperson, SC-Service Chairperson

*** - Abbreviation: N/R - Never reported using the Lions Clubs website, N/A - Not applicable, No password registered for the Lions Clubs website.

**** - Abbreviation: N - New, IP - Immediate Past, R - Repeat.



Club Health Assessment for District 25 E through March 2025

			Status	Membership							Reports					Finance		LCIF
Club Number	Club Name	Charter Date		Current Member Count	YTD Members Added	YTD Members Dropped	YTD Net Growth	YTD Net Growth%	Member Count 12 Months Ago	Avg. length of service for dropped members	Months Since Last MMR ***	Yrs. Since Last Officer Report	President Rotation	Vice President Reported ****	Months Since Last Activity Report ***	Account Balance	Donations for current Fiscal Year	
			Number of times on status quo within last two years	If below 15 members appears					If net loss is greater than 20% appears			If no report in 3 months appears in	When more than one year appears in	Number of repeat terms	Notes the officers that do not have an active	If no report at 12 months appears in red		
Clubs more than two years old																		
9647	BEDFORD	04/22/1948	Active	44	1	2	-1	-2.22%	44	5	0			N	SC	0		\$668.90
Exc Award (06/30/2019)																		
63115	BEDFORD NOON	05/01/2000	Active	14	1	0	1	7.69%	13		7			N	SC	0		\$86.00
9649	BLOOMFIELD	03/09/1950	Active	6	2	0	2	50.00%	5		6				S,M,VP,SC	5		
9650	BLOOMINGTON INC	09/29/1928	Cancelled(6*)	0	0	0	0	0.00%	19		9	1	None		P,S,T,M,VP SC	12		
9652	BOONVILLE	03/09/1951	Active	22	0	4	-4	-15.38%	26	13	8		19		M,VP,SC	24+		\$24.00
9683	BROWN COUNTY LC	02/05/1943	Active	36	6	2	4	12.50%	39	21	0		3		VP,SC	22		\$500.00
9654	BROWNSTOWN	08/24/1927	Active	6	0	0	0	0.00%	7		2		7	R	SC	0		\$79.40
111273	CANTON	06/09/2011	Active	21	0	0	0	0.00%	21		2			N	M,SC	0		\$200.00
82874	CHANDLER	06/28/2004	Active	35	14	4	10	40.00%	27	11	1			N	M,SC	24+		\$22.65
48859	CORYDON	08/18/1988	Active	17	1	0	1	6.25%	17		8			R	P,SC	0		\$180.07
33524	ELBERFELD	03/21/1977	Active	17	0	0	0	0.00%	18		7			N	P,SC	4		\$100.00
77284	ELIZABETH	08/25/2003	Active	17	0	1	-1	-5.56%	19	15	1		4	R	SC	0		\$250.00
9662	ELLETTSVILLE	05/08/1947	Active	31	3	2	1	3.33%	24	32	0		3	R	M,SC	0		\$145.00
Exc Award (06/30/2020)																		
9665	EVANSVILLE EASTSIDE	08/02/1956	Active	20	0	0	0	0.00%	23		8				M,VP,SC	0		\$150.00
105942	FAYETTEVILLE COMMUNITY	06/23/2009	Active	58	0	0	0	0.00%	58		7			N	SC	0		\$200.28
Exc Award (06/30/2018)																		
9666	FRANCISCO	04/02/1947	Active	11	0	2	-2	-15.38%	13	1	3		5	R	M,SC	24+		
98836	FREDERICKSBURG	03/22/2007	Active	13	0	0	0	0.00%	14		9		5		M,VP,SC	24+		
9667	FRENCH LICK WEST BADEN	08/23/1950	Active	21	0	2	-2	-8.70%	21	14	3		9		VP,SC	0		\$278.00
Exc Award (06/30/2018, 06/30/2019, 06/30/2020)																		
107008	GEORGETOWN	12/08/2009	Active	21	5	6	-1	-4.55%	23	12	0				VP,SC	3		\$150.00
31740	HARDINSBURG	02/24/1976	Active	5	0	0	0	0.00%	5		47		7		P,M,VP,SC	24+	90+ Days	
33661	INDIAN CREEK L C	04/30/1977	Active	21	5	1	4	23.53%	18	22	0			N	SC	0		\$260.00



Club Health Assessment for District 25 E through March 2025

			Status	Membership							Reports					Finance		LCIF
Club Number	Club Name	Charter Date		Current Member Count	YTD Members Added	YTD Members Dropped	YTD Net Growth	YTD Net Growth%	Member Count 12 Months Ago	Avg. length of service for dropped members	Months Since Last MMR ***	Yrs. Since Last Officer Report	President Rotation	Vice President Reported ****	Months Since Last Activity Report ***	Account Balance	Donations for current Fiscal Year	
			Number of times on status quo within last two years	If below 15 members appears				If net loss is greater than 20% appears			If no report in 3 months appears in	When more than one year appears in	Number of repeat terms	Notes the officers that do not have an active	If no report at 12 months red			
9669	IRELAND	03/17/1959	Active	70	3	1	2	2.94%	69	33	1		2	R	S	2		
	Exc Award (06/30/2019)																	
9671	JASPER	10/25/1950	Active	30	1	2	-1	-3.23%	31	9	1			N	T,M,SC	1		\$1,300.00
51607	LANESVILLE	05/06/1991	Active	22	1	1	0	0.00%	22	2	2			IP	M,SC	0		\$50.00
9674	LYNNVILLE	01/24/1952	Active	12	0	0	0	0.00%	12		15		19		T,M,VP,SC	24+		
101582	MEDORA COMMUNITY	03/27/2008	Active	18	2	3	-1	-5.26%	19	10	1			N	P,SC	0		\$67.25
91782	MITCHELL	12/07/2005	Active	21	0	0	0	0.00%	21		9			N	M,SC	4		
9681	MOUNT VERNON	05/07/1952	P- Active	0	0	0	0	0.00%	0		15		None		P,S,T,M,VP SC	24+		
9682	MT OLYMPUS	04/11/1968	Active	29	3	2	1	3.57%	28	15	0			IP	M,VP,SC	3		
9684	NEW ALBANY	02/05/1941	Active	69	7	0	7	11.29%	64		0			N		0		\$306.00
	Exc Award (06/30/2018, 06/30/2019, 06/30/20																	
83139	NEW MIDDLETOWN	07/15/2004	Active	8	1	3	-2	-20.00%	10	16	2		12	R	P,T,M,VP,SC	16		\$45.00
59994	NEW SALISBURY	10/14/1997	Active	16	0	0	0	0.00%	16		10				P,VP,SC	0		\$20.00
9685	OAKLAND CITY	11/01/1965	Active	17	0	1	-1	-5.56%	21	20	8		2	R	P,VP	0		\$10.00
9686	ODON	10/04/1929	Active	43	2	2	0	0.00%	42	5	2			N	M,SC	24+		\$2,100.00
49676	PALMYRA	06/30/1989	Active	15	0	1	-1	-6.25%	17	6	4		3	N	M,SC	6		\$125.00
9676	PAOLI MERIDIAN L C	09/27/1954	Active	22	0	0	0	0.00%	22		21		3		M,VP,SC	24+		
	Exc Award (06/30/2017)																	
108647	PERSHING TOWNSHIP	06/16/2010	Active	7	0	0	0	0.00%	7		11		14	R	P,M,VP,SC	1		
9709	PETERSBURG	03/03/1970	Active	18	7	0	7	63.64%	13		0			N	SC	14		\$115.00
	Exc Award (06/30/2016, 06/30/2017, 06/30/20																	
49344	RAMSEY	03/29/1989	Active	19	0	0	0	0.00%	19		1			IP		0		(\$4,800.00)
9696	SALEM	02/22/1926	Active	21	0	0	0	0.00%	21		0			N	M,SC	0		\$584.00
9697	SANDBORN	05/17/1955	Active	31	0	2	-2	-6.06%	34	2	2		2	R	SC	2		\$505.00
9698	SEYMOUR EVENING	10/28/1925	Active	13	0	1	-1	-7.14%	15	3	3			N	SC	10		\$305.00
38284	SEYMOUR NOON	04/07/1980	Active	47	3	3	0	0.00%	46	16	0			N		0		



Club Health Assessment for District 25 E through March 2025

			Status	Membership							Reports					Finance		LCIF
Club Number	Club Name	Charter Date		Current Member Count	YTD Members Added	YTD Members Dropped	YTD Net Growth	YTD Net Growth%	Member Count 12 Months Ago	Avg. length of service for dropped members	Months Since Last MMR ***	Yrs. Since Last Officer Report	President Rotation	Vice President Reported ****	Months Since Last Activity Report ***	Account Balance	Donations for current Fiscal Year	
			Number of times on status quo within last two years	If below 15 members appears			If net loss is greater than 20% appears				If no report in 3 months appears in	When more than one year appears in	Number of repeat terms		Notes the officers that do not have an active	If no report at 12 months appears in red		
Exc Award (06/30/2022)																		
9699	SHOALS	02/11/1946	Active	27	1	0	1	3.85%	27		0		2	R	SC	24+	\$100.00	
9701	STINESVILLE	10/01/1968	Active	18	0	1	-1	-5.26%	19	56	7		2		P,T,M,VP,SC	1		
142746	Sullivan County	08/28/2020	Active	36	6	3	3	9.09%	33	3	0				VP	0	\$2,410.39	
Exc Award (06/30/2024)																		
48257	TELL CITY	03/14/1988	Active	18	0	0	0	0.00%	18		11		8	R	M,SC	0	\$131.60	
97177	WHEATLAND	05/23/2006	Active	9	0	0	0	0.00%	9		15		18	R	P,T,M,VP,SC	20		
86105	WINSLOW	04/06/2005	Active	20	2	1	1	5.26%	19	7	2		9		P,M,VP,SC	24+	90+ Days	
9710	WORTHINGTON	11/28/1947	Active	12	0	2	-2	-14.29%	14	4	3			R	P,M,SC	11		

Clubs Cancelled Previous Fiscal Year – Clubs Cancelled within last 12 months may be reinstated

Club Number	Club Name	Charter Date	Current Status*	Cancellation Date
119655	Dugger	06/17/2013	Cancelled(6*)	06/29/2024
101256	MARTINSBURG	02/22/2008	Cancelled(6*)	11/29/2023
115737	TENNYSON	02/13/2012	Cancelled(6*)	06/29/2024

Current Total Clubs Count	YTD New Clubs Count	YTD Cancelled Clubs Count	YTD Net Club Gain	Current Total Members Count	YTD Add	YTD Drop	YTD Net Growth	YTD Net Growth %	Member Count 12 Months Ago	Average Member Count Per Club	% of Clubs with less than 20 members	% No MMR in 3 Months	% No Officer Report in 12 Months	% of Clubs with balance 90+ days	Number of Clubs in Status Quo	% Status Quo Clubs in Financial Suspension	Number of Cancelled Clubs	Average Cancelled Club Age	Members Lost Due to Cancellation	% of Clubs Cancelled for Non-Financial Reasons
49	0	1	-1	1,124	77	55	22	2.00%	1,142	23	49%	49%	0%	4%	0	0%	1	135	0	100%

* - P - Priority Club. Cancellation Reasons: 1-Objectives/conduct, 2-Non-active club, 5-Non-existing club, 6-Disbanding, 7-Merger, 8-Financial Suspension, 9-District/Multiple District Dues.


** - Abbreviation: P-President, S-Secretary, T-Treasurer, M-Member Chairperson, VP-First Vice President, MC-Communications Chairperson, SC-Service Chairperson

*** - Abbreviation: N/R - Never reported using the Lions Clubs website, N/A - Not applicable, No password registered for the Lions Clubs website.

**** - Abbreviation: N - New, IP - Immediate Past, R - Repeat.



Club Health Assessment for District 25 F through March 2025

			Status	Membership							Reports					Finance	LCIF
Club Number	Club Name	Charter Date		Current Member Count	YTD Members Added	YTD Members Dropped	YTD Net Growth	YTD Net Growth%	Member Count 12 Months Ago	Avg. length of service for dropped members	Months Since Last MMR ***	Yrs. Since Last Officer Report	President Rotation	Vice President Reported ****	Months Since Last Activity Report ***	Account Balance	Donations for current Fiscal Year
			Number of times on status quo within last two years	If below 15 members appears				If net loss is greater than 20% appears			If no report in 3 months appears in	When more than one year appears in	Number of repeat terms	Notes the officers that do not have an active	If no report at 12 months appears in red		
Clubs more than two years old																	
9712	AURORA	12/26/1947	Active	48	4	1	3	6.67%	47	10	7			N	M,SC	24	\$150.00
Exc Award (06/30/2017)																	
9713	AUSTIN	04/17/1939	Active(1)	12	0	0	0	0.00%	12		13	1	None		P,S,T,M,VP SC	24+	90+ Days
9714	BATESVILLE	12/14/1942	Active	15	0	0	0	0.00%	15		12		2	N	M,SC	11	\$100.00
9715	BEECH GROVE	11/05/1937	Active	25	2	2	0	0.00%	24	28	1		4		VP,SC	0	
Exc Award (06/30/2019, 06/30/2021, 06/30/2023)																	
9716	BEN DAVIS	05/10/1951	Active	21	1	1	0	0.00%	24	7	0			N	M,SC	1	
Exc Award (06/30/2017)																	
9718	BLUE RIVER L C	02/11/1970	Active	22	0	1	-1	-4.35%	23	55	1			N	M,SC	2	
9719	BORDEN	02/02/1939	Active	22	0	0	0	0.00%	22		6		4		M,VP,SC	6	
34827	BRIGHT	12/29/1977	Active	75	4	1	3	4.17%	72	0	0		3	N	SC	0	\$300.00
Exc Award (06/30/2017)																	
9721	CARTHAGE	06/29/1942	Active	22	0	3	-3	-12.00%	25	15	4		2	R	M,SC	4	
9722	CENTERVILLE	07/20/1944	Active	22	1	0	1	4.76%	21		2			R	SC	3	\$500.00
Exc Award (06/30/2023)																	
9723	CHARLESTOWN	02/22/1934	Active	19	0	0	0	0.00%	21		11		4	R	M,VP,SC	24+	
9724	CHARLOTTESVILLE	10/25/1955	Active	25	0	0	0	0.00%	26		9		2		P,M,VP,SC	13	\$2,500.00
9726	CLERMONT	02/26/1945	Active	59	24	7	17	40.48%	45	14	0			N	SC	0	\$1,703.33
Exc Award (06/30/2016, 06/30/2019, 06/30/2023)																	
9728	CONNERSVILLE	03/20/1923	Active	35	1	2	-1	-2.78%	37	12	2		7		T,M,VP,SC	24+	\$1,000.00
9730	DECATUR CENTRAL	03/06/1945	Active	23	0	4	-4	-14.81%	27	10	3		2	N	M,SC	5	\$250.00
Exc Award (06/30/2016, 06/30/2023)																	
9731	ECONOMY	04/20/1959	Active	21	1	3	-2	-8.70%	23	25	0			N	P,M,VP,SC	13	\$100.00
9732	EDINBURGH	01/14/1943	Active	27	10	2	8	42.11%	22	13	0		5		M,VP,SC	13	\$1,000.00
9733	EVERTON	04/24/1956	Active	13	0	0	0	0.00%	13		1		3		M,VP,SC	14	
47291	FAIRLAND TRITON COMMUNITY	04/30/1987	Active	11	0	0	0	0.00%	13		9		8		M,VP,SC	24+	




Club Health Assessment for District 25 F through March 2025

			Status	Membership							Reports					Finance		LCIF
Club Number	Club Name	Charter Date		Current Member Count	YTD Members Added	YTD Members Dropped	YTD Net Growth	YTD Net Growth%	Member Count 12 Months Ago	Avg. length of service for dropped members	Months Since Last MMR ***	Yrs. Since Last Officer Report	President Rotation	Vice President Reported ****	Months Since Last Activity Report ***	Account Balance	Donations for current Fiscal Year	
			Number of times on status quo within last two years	If below 15 members appears				If net loss is greater than 20% appears			If no report in 3 months appears in	When more than one year appears in	Number of repeat terms	Notes the officers that do not have an active	If no report at 12 months red			
9736	FOUNTAIN CITY Exc Award (06/30/2017)	10/30/1947	Active	3	0	0	0	0.00%	3		7		3	M,VP,SC	13			
9737	FRANKLIN Exc Award (06/30/2017, 06/30/2019)	02/20/1945	Active	22	0	0	0	0.00%	22		10		2	R VP,SC	6		\$300.00	
9738	GREENFIELD	03/17/1936	Active	10	0	0	0	0.00%	16		9			N P,S,M,VP,SC	24+		\$100.00	
9739	GREENSBURG	11/05/1948	Active	13	0	6	-6	-31.58%	19	20	0		3	M,VP,SC	20		\$600.00	
9742	HOPE	09/20/1930	Active	6	0	2	-2	-25.00%	8	35	4		23	T,M,VP,SC	24+			
35166	INDIANAPOLIS CENTER TWP Exc Award (06/30/2022)	03/17/1978	Active	23	0	2	-2	-8.00%	25	19	1		7	R T,M,SC	1		\$835.00	
9744	INDIANAPOLIS CHAPEL HILL	12/16/1970	Active	16	0	1	-1	-5.88%	17	33	2		5	R	7			
9743	INDIANAPOLIS DOWNTOWN	02/02/1921	Active	10	0	0	0	0.00%	9		9		4	T,M,VP,SC	24+			
9745	INDIANAPOLIS FRANKLIN TOWNSHIP	06/15/1971	Active	9	0	1	-1	-10.00%	11	53	8		4	R M,VP,SC	3			
9768	INDIANAPOLIS WASHINGTON TWNSHP Exc Award (06/30/2016)	04/23/1959	Active	18	1	5	-4	-18.18%	22	27	2		2	R SC	5		\$5.00	
9752	LAWRENCE	05/29/1944	Active	4	0	3	-3	-42.86%	7	43	0		2	M,VP,SC	24+			
9753	LAWRENCEBURG	04/23/1946	Active	45	6	0	6	15.38%	39		6		5	R M,SC	6			
9755	LIBERTY Exc Award (06/30/2018)	11/19/1947	Active	27	2	4	-2	-6.90%	28	19	1			N S,SC	24+	90+ Days		
9756	MADISON Exc Award (06/30/2017)	11/17/1949	Active	15	0	0	0	0.00%	15		1		3	M,VP,SC	24+	90+ Days		
9757	MANILLA	01/11/1949	Active(1)	15	3	1	2	15.38%	13	46	0		None	N P,T,M,VP,SC	24+			
88943	METAMORA	07/11/2005	Active	3	0	0	0	0.00%	3		2		17	P,M,VP,SC	24+			
9759	MIDDLETOWN	01/27/1949	Active	34	0	4	-4	-10.53%	38	7	3			N M,SC	0		\$10.00	
9760	MILAN Exc Award (06/30/2016, 06/30/2017, 06/30/20)	04/07/1960	Active	54	4	2	2	3.85%	53	10	2			N M,SC	0		\$2,698.16	
9762	MORRISTOWN	11/14/1944	Active	10	0	0	0	0.00%	10		0		None	P,S,T,M,VP SC	24+	90+ Days		



Club Health Assessment for District 25 F through March 2025

			Status	Membership							Reports					Finance		LCIF
Club Number	Club Name	Charter Date		Current Member Count	YTD Members Added	YTD Members Dropped	YTD Net Growth	YTD Net Growth%	Member Count 12 Months Ago	Avg. length of service for dropped members	Months Since Last MMR ***	Yrs. Since Last Officer Report	President Rotation	Vice President Reported ****	Months Since Last Activity Report ***	Account Balance	Donations for current Fiscal Year	
			Number of times on status quo within last two years	If below 15 members appears				If net loss is greater than 20% appears			If no report in 3 months appears in	When more than one year appears in	Number of repeat terms	Notes the officers that do not have an active	If no report at 12 months appears in red			
9758	NETTLE CREEK	12/28/1944	Active	7	0	0	0	0.00%	7		13		5	R	M,SC	13	90+ Days	
9765	NEW PALESTINE	06/22/1943	Active	20	3	5	-2	-9.09%	27	3	7			N	T,M,SC	24+		
	Exc Award (06/30/2017)																	
9766	NEW SALEM	10/31/1950	Active	31	0	3	-3	-8.82%	34	12	1		4		M,VP,SC	24+		
	Exc Award (06/30/2017)																	
9771	OSGOOD	04/27/1965	Active	39	1	0	1	2.63%	37		5			N	SC	5	\$1,020.00	
	Exc Award (06/30/2021)																	
9770	PIKE TOWNSHIP	01/31/1956	Active	25	3	2	1	4.17%	23	35	0				M,VP,SC	8	\$402.00	
9772	RICHMOND NOON	10/05/1924	Active	21	3	5	-2	-8.70%	23	12	2			N	M,SC	5	\$1,500.00	
	Exc Award (06/30/2019)																	
9774	RISING SUN	06/03/1946	Active	18	0	0	0	0.00%	18		11		2	R	P,M,VP,SC	24+		
9776	SCOTTSBURG	12/02/1925	Active	21	1	2	-1	-4.55%	21	16	3		2		P,M,VP,SC	24+		
9778	SHELBYVILLE	09/16/1929	Active	27	3	1	2	8.00%	26	10	2		3	R	M,SC	5	\$1,000.00	
	Exc Award (06/30/2018)																	
9780	SOUTHPORT	12/20/1944	Active	22	4	9	-5	-18.52%	31	5	0		2	N	M,SC	0	\$130.00	
	Exc Award (06/30/2016)																	
9781	SPEEDWAY	11/27/1939	Active	65	6	5	1	1.56%	68	9	0			N	SC	0	\$3,325.00	
	Exc Award (06/30/2023)																	
9783	SULPHUR SPRINGS	02/13/1964	Active	19	0	1	-1	-5.00%	20	61	3			N		3		
9785	VERSAILLES	02/24/1942	Active	34	1	2	-1	-2.86%	38	12	1		2	R	M,SC	1		
46013	VEVAY SWITZERLAND CO	04/11/1986	Active(1)	19	0	0	0	0.00%	19		11		2	R	M,SC	12		
9786	WILLIAMSBURG	11/27/1956	Active	13	0	5	-5	-27.78%	18	21	3			R	M,SC	0	\$100.00	
	Exc Award (06/30/2018, 06/30/2023, 06/30/2020)																	

Clubs Cancelled Previous Fiscal Year – Clubs Cancelled within last 12 months may be reinstated

Club Number	Club Name	Charter Date	Current Status*	Cancellation Date
49190	BROOKVILLE AREA	02/09/1989	Cancelled(6*)	07/29/2023



Club Health Assessment for District 25 F through March 2025

				Status		Membership								Reports				Finance		LCIF
Club Number	Club Name	Charter Date	Current Member Count			YTD Members Added	YTD Members Dropped	YTD Net Growth	YTD Net Growth%	Member Count 12 Months Ago	Avg. length of service for dropped members	Months Since Last MMR ***	Yrs. Since Last Officer Report	President Rotation	Vice President Reported ****	Months Since Last Activity Report ***	Account Balance	Donations for current Fiscal Year		
				Number of times on status quo within last two years	If below 15 members appears			If net loss is greater than 20% appears			If no report in 3 months appears in		When more than one year appears in	Number of repeat terms	Notes the officers that do not have an active	If no report at 12 months appears in red				
Current Total Clubs Count	YTD New Clubs Count	YTD Cancelled Clubs Count	YTD Net Club Gain	Current Total Members Count	YTD Add	YTD Drop	YTD Net Growth	YTD Net Growth %	Member Count 12 Months Ago	Average Member Count Per Club	% of Clubs with less than 20 members	% No MMR in 3 Months	% No Officer Report in 12 Months	% of Clubs with balance 90+ days	Number of Clubs in Status Quo	% Status Quo Clubs in Financial Suspension	Number of Cancelled Clubs	Average Cancelled Club Age	Members Lost Due to Cancellation	% of Clubs Cancelled for Non-Financial Reasons
53	0	0	0	1,235	89	98	-9	-0.72%	1,280	23	43%	47%	2%	9%	0	0%	0	0	0	0%

* - P - Priority Club. Cancellation Reasons: 1-Objectives/conduct, 2-Non-active club, 5-Non-existing club, 6-Disbanding, 7-Merger, 8-Financial Suspension, 9-District/Multiple District Dues.

** - Abbreviation: P-President, S-Secretary, T-Treasurer, M-Member Chairperson, VP-First Vice President, MC-Communications Chairperson, SC-Service Chairperson

*** - Abbreviation: N/R - Never reported using the Lions Clubs website, N/A - Not applicable, No password registered for the Lions Clubs website.

**** - Abbreviation: N - New, IP - Immediate Past, R - Repeat.



Club Health Assessment for District 25 G through March 2025

Club Number	Club Name	Charter Date	Status	Membership							Reports					Finance	LCIF
				Current Member Count	YTD Members Added	YTD Members Dropped	YTD Net Growth	YTD Net Growth%	Member Count 12 Months Ago	Avg. length of service for dropped members	Months Since Last MMR ***	Yrs. Since Last Officer Report	President Rotation	Vice President Reported ****	Months Since Last Activity Report ***	Account Balance	Donations for current Fiscal Year
			Number of times on status quo within last two years	If below 15 members appears				If net loss is greater than 20% appears			If no report in 3 months appears in	When more than one year appears in	Number of repeat terms	Notes the officers that do not have an active	If no report at 12 months appears in red		
Clubs more than two years old																	
9787	AKRON	06/19/1947	Active	45	11	1	10	28.57%	35	23	0			M,VP,SC	0		\$2,795.50
	Exc Award (06/30/2022)																
9789	ARGOS	02/01/1937	Active	24	2	0	2	9.09%	22		6		3	R	P,SC	24+	\$100.00
	Exc Award (06/30/2022)																
9790	ATWOOD	10/06/1954	Active	19	0	6	-6	-24.00%	25	10	0		4	R	M,SC	24+	
	Exc Award (06/30/2018)																
9791	BAUGO TOWNSHIP	10/09/1958	Active	48	1	2	-1	-2.04%	49	11	5			N	SC	0	\$100.00
	Exc Award (06/30/2016, 06/30/2021)																
9792	BOURBON	06/25/1931	Active	9	0	0	0	0.00%	9		5		11		P,M,VP,SC	6	\$18.53
9798	CLAY GRANGER	02/23/1950	Active	10	0	1	-1	-9.09%	13	21	1		3		M,VP,SC	13	\$450.00
9797	CLAYPOOL	11/16/1936	Active	12	1	3	-2	-14.29%	10	29	2		5		S,T,M,VP,SC	N/R	
9799	CONVERSE	05/03/1929	Active	5	0	0	0	0.00%	5		11		3		M,VP,SC	24+	\$100.00
9800	CULVER	04/15/1943	Active	60	5	6	-1	-1.64%	67	12	1			N	SC	6	
	Exc Award (06/30/2019)																
47295	DENVER COMMUNITY	05/06/1987	Active	24	0	0	0	0.00%	24		15	1	None		P,S,T,M,VP SC	15	
	Exc Award (06/30/2016)																
9801	DUNLAP	10/19/1955	Active	59	4	3	1	1.72%	56	5	0			N		0	\$6,672.89
	Exc Award (06/30/2016, 06/30/2017, 06/30/20)																
9802	ELKHART	12/20/1923	Active	42	4	9	-5	-10.64%	47	28	1		2	N	M,SC	17	\$1,550.00
9804	ETNA GREEN	07/05/1946	Active	13	0	0	0	0.00%	13		11			N	P,M,SC	0	
61814	FULTON LIBERTY	04/23/1999	Active	18	0	3	-3	-14.29%	22	8	0		2	R	M,SC	1	
9809	GRASSCREEK	04/11/1973	Active	33	0	0	0	0.00%	29		9				M,VP,SC	3	\$1,200.00
	Exc Award (06/30/2016, 06/30/2017, 06/30/20)																
9810	GREENE TOWNSHIP L C	01/29/1970	Active	31	1	1	0	0.00%	32	54	2				M,VP,SC	4	
	Exc Award (06/30/2017)																
9811	LA FONTAINE	11/17/1939	Active	20	1	1	0	0.00%	20	0	4			N	M,SC	0	\$242.00
	Exc Award (06/30/2016, 06/30/2017, 06/30/20)																



Club Health Assessment for District 25 G through March 2025

			Status	Membership							Reports					Finance	LCIF	
Club Number	Club Name	Charter Date		Current Member Count	YTD Members Added	YTD Members Dropped	YTD Net Growth	YTD Net Growth%	Member Count 12 Months Ago	Avg. length of service for dropped members	Months Since Last MMR ***	Yrs. Since Last Officer Report	President Rotation	Vice President Reported ****	Months Since Last Activity Report ***	Account Balance	Donations for current Fiscal Year	
			Number of times on status quo within last two years	If below 15 members appears					If net loss is greater than 20% appears			If no report in 3 months appears in	When more than one year appears in	Number of repeat terms	Notes the officers that do not have an active	If no report at 12 months appears in red		
9849	LAKE CITY	12/27/1954	Active	16	2	0	2	14.29%	16		0		4	N	11			
9813	LAKETON	05/11/1951	Active	12	1	2	-1	-7.69%	14	2	0			R	SC	2	\$200.00	
Exc Award (06/30/2016, 06/30/2022, 06/30/20																		
9814	LAKEVILLE	06/28/1943	Active	66	6	7	-1	-1.49%	68	9	0		2	N	SC	0	\$3,523.00	
Exc Award (06/30/2018, 06/30/2022, 06/30/20																		
9815	LAPAZ	06/30/1943	Active	32	1	2	-1	-3.03%	33	30	3		20		VP,SC	6	\$1,100.00	
Exc Award (06/30/2023)																		
9816	LEESBURG	09/04/1944	Active	42	1	0	1	2.44%	43		0			N	M,VP,SC	0	\$400.00	
Exc Award (06/30/2016, 06/30/2017, 06/30/20																		
9817	LYDICK	03/03/1958	Active	31	4	1	3	10.71%	16	18	0		8		M,VP,SC	0	\$20.00	
Exc Award (06/30/2022, 06/30/2024)																		
9818	MADISON TOWNSHIP	04/08/1958	Active	30	1	1	0	0.00%	30	44	5		7	N	M,VP	0	\$200.00	
Exc Award (06/30/2016)																		
9819	MENTONE	03/31/1933	Active(1)	6	0	1	-1	-14.29%	7	50	4		5		T,M,VP,SC	24+	90+ Days \$65.00	
45877	MEXICO	03/03/1986	Active	20	0	3	-3	-13.04%	23	9	7		3	R	M,SC	24+	\$150.00	
128773	Middlebury	08/31/2016	Active	17	1	0	1	6.25%	16		0			N	SC	0	\$2,067.51	
9820	MILFORD	06/20/1944	Active	36	3	0	3	9.09%	33		0		2		M,VP,SC	21		
Exc Award (06/30/2018)																		
9821	MILLERSBURG	07/20/1945	Active	17	0	1	-1	-5.56%	18	19	4				M,VP,SC	N/R		
9822	MISHAWAKA	07/12/1923	Active	49	3	1	2	4.26%	48	24	0			N		0	\$385.00	
Exc Award (06/30/2017, 06/30/2018)																		
9824	NEW CARLISLE	05/19/1939	Active	14	0	4	-4	-22.22%	18	11	2		2	R	SC	13		
9825	NEW PARIS	11/22/1954	Active	38	6	5	1	2.70%	37	28	0			N		17		
Exc Award (06/30/2016)																		
75986	NORTH MANCHESTER	06/20/2003	Active	16	0	0	0	0.00%	17		9		14		M,VP,SC	1		
9828	NORTH WEBSTER	06/28/1945	Active	21	0	1	-1	-4.55%	21	6	3		9		VP,SC	6		
9832	PERU	10/21/1938	Active	32	10	2	8	33.33%	25	29	0			N	SC	3	\$3,000.00	
Exc Award (06/30/2024)																		



Club Health Assessment for District 25 G through March 2025

Club Number	Club Name	Charter Date	Status	Membership							Reports					Finance	LCIF
				Current Member Count	YTD Members Added	YTD Members Dropped	YTD Net Growth	YTD Net Growth%	Member Count 12 Months Ago	Avg. length of service for dropped members	Months Since Last MMR ***	Yrs. Since Last Officer Report	President Rotation	Vice President Reported ****	Months Since Last Activity Report ***	Account Balance	Donations for current Fiscal Year
			Number of times on status quo within last two years	If below 15 members appears				If net loss is greater than 20% appears			If no report in 3 months appears	When more than one year appears in	Number of repeat terms	Notes the officers that do not have an active	If no report at 12 months appears in red		
9834	PLYMOUTH	07/12/1950	Active	20	0	4	-4	-16.67%	25	19	1		2	R	M,SC	24+	\$10.00
	Exc Award (06/30/2016)																
29789	RICHVALLEY	09/10/1974	Active	26	0	0	0	0.00%	26		11		3		M,VP,SC	1	90+ Days
57422	ROANN COVERED BRIDGE	10/11/1995	Active	26	0	0	0	0.00%	26		7		3	R	T,M,SC	24+	
	Exc Award (06/30/2016, 06/30/2022)																
9836	ROCHESTER	01/27/1943	Active	30	1	0	1	3.45%	29		5		2	R	M	8	\$500.00
	Exc Award (06/30/2022)																
9838	SILVER LAKE	01/25/1937	Active	19	2	2	0	0.00%	19	14	0		6	R	SC	0	
	Exc Award (06/30/2016)																
62096	SOMERSET	06/14/1999	Active	14	0	0	0	0.00%	14		2		2		M,VP,SC	24+	
	Exc Award (06/30/2016)																
9841	SYRACUSE	05/03/1950	Active	16	0	3	-3	-15.79%	21	21	0			N	M,SC	7	\$150.00
	Exc Award (06/30/2017, 06/30/2021)																
9843	URBANA	04/15/1952	Active	6	0	1	-1	-14.29%	8	27	8		None		P,T,M,VP,SC	24+	
	Exc Award (06/30/2016)																
9845	WAKARUSA	01/30/1931	Active	19	0	0	0	0.00%	23		10		3		S,T,M,VP,SC	11	90+ Days
																	\$500.00


Clubs Cancelled Previous Fiscal Year – Clubs Cancelled within last 12 months may be reinstated

Club Number	Club Name	Charter Date	Current Status*	Cancellation Date
47826	SIDNEY	11/12/1987	Cancelled(6*)	12/29/2023

Current Total Clubs Count	YTD New Clubs Count	YTD Cancelled Clubs Count	YTD Net Club Gain	Current Total Members Count	YTD Add	YTD Drop	YTD Net Growth	YTD Net Growth %	Member Count 12 Months Ago	Average Member Count Per Club	% of Clubs with less than 20 members	% No MMR in 3 Months	% No Officer Report in 12 Months	% of Clubs with balance 90+ days	Number of Clubs in Status Quo	% Status Quo Clubs in Financial Suspension	Number of Cancelled Clubs	Average Cancelled Club Age	Members Lost Due to Cancellation	% of Clubs Cancelled for Non-Financial Reasons
44	0	0	0	1,143	72	77	-5	-0.44%	1,152	26	43%	45%	2%	7%	0	0%	0	0	0	0%




Club Health Assessment for District 25 G through March 2025

			Status	Membership							Reports					Finance	LCIF
Club Number	Club Name	Charter Date		Current Member Count	YTD Members Added	YTD Members Dropped	YTD Net Growth	YTD Net Growth%	Member Count 12 Months Ago	Avg. length of service for dropped members	Months Since Last MMR ***	Yrs. Since Last Officer Report	President Rotation	Vice President Reported ****	Months Since Last Activity Report ***	Account Balance	Donations for current Fiscal Year
			Number of times on status quo within last two years	If below 15 members appears				If net loss is greater than 20% appears			If no report in 3 months appears in	When more than one year appears in	Number of repeat terms	Notes the officers that do not have an active	If no report at 12 months appears in red		

* - P - Priority Club. Cancellation Reasons: 1-Objectives/conduct, 2-Non-active club, 5-Non-existing club, 6-Disbanding, 7-Merger, 8-Financial Suspension, 9-District/Multiple District Dues.
** - Abbreviation: P-President, S-Secretary, T-Treasurer, M-Member Chairperson, VP-First Vice President, MC-Communications Chairperson, SC-Service Chairperson
*** - Abbreviation: N/R - Never reported using the Lions Clubs website, N/A - Not applicable, No password registered for the Lions Clubs website.
**** - Abbreviation: N - New, IP - Immediate Past, R - Repeat.



Club Health Assessment for District 26 M1 through March 2025

			Status	Membership							Reports					Finance		LCIF
Club Number	Club Name	Charter Date		Current Member Count	YTD Members Added	YTD Members Dropped	YTD Net Growth	YTD Net Growth%	Member Count 12 Months Ago	Avg. length of service for dropped members	Months Since Last MMR ***	Yrs. Since Last Officer Report	President Rotation	Vice President Reported ****	Months Since Last Activity Report ***	Account Balance	Donations for current Fiscal Year	
			Number of times on status quo within last two years	If below 15 members appears					If net loss is greater than 20% appears			If no report in 3 months appears in	When more than one year appears in	Number of repeat terms	Notes the officers that do not have an active	If no report at 12 months appears in red		
Clubs less than two years old																		
154218	East Prairie	04/27/2023	Active	21	0	10	-10	-32.26%	31	2	0		3	R	21	90+ Days		
Clubs more than two years old																		
10036	ARCADIA VALLEY	10/17/1952	Active(1)	14	0	1	-1	-6.67%	15	57	5		None	N	P,M,VP,SC	24+		
10037	BERNIE	05/29/1956	Active(1)	6	6	6	0	0.00%	6	31	0		2		M,VP,SC	24+		
43473	BUCKHORN-LAQUEY	02/13/1984	Cancelled(6*)	0	0	0	0	0.00%	12		9	1	None		P,S,T,M,VP SC	24+		
10043	BUNKER	12/07/1966	Active	11	0	0	0	0.00%	11		8				P,M,VP,SC	N/R	90+ Days	
10044	CAPE GIRARDEAU	03/16/1922	Active	141	7	0	7	5.22%	135		1			N	M,SC	24+	\$1,975.00	
52918	CAPE GIRARDEAU EVENING	04/13/1992	Active	17	2	2	0	0.00%	17	18	4		2	R	SC	11	\$240.00	
10045	CARUTHERSVILLE	01/19/1955	Active	18	0	0	0	0.00%	18		8			R	P,S,T,M,SC	24+		
10046	CHARLESTON	03/05/1942	Active	16	0	0	0	0.00%	16		8		2	N	T,M,VP,SC	24+		
10049	DEXTER	05/10/1961	Active(3)	19	0	0	0	0.00%	19		3				M,VP,SC	18		
Exc Award (06/30/2021)																		
10275	DIXON	11/09/1944	Active	11	1	0	1	10.00%	10		4		2		P,M,VP,SC	24+		
10035	EAST PERRY COUNTY	03/11/1958	Active	32	0	6	-6	-15.79%	39	13	1				S,T,M,VP,SC	13		
10055	ESSEX GRAY RIDGE L C	11/26/1965	Active	16	1	0	1	6.67%	15		8		13		P,T,M,VP,SC	N/R		
10056	FARMINGTON	03/20/1962	Active	29	2	1	1	3.57%	28	2	4			N	SC	7		
10281	FORT LEONARD WOOD	01/20/1966	Active	29	1	0	1	3.57%	28		7		5	R	T	11	\$1,000.00	
Exc Award (06/30/2024)																		
10058	FREDERICKTOWN	08/25/1941	Active	12	0	0	0	0.00%	12		21		10		M,VP,SC	24+		
10287	HOUSTON	05/28/1940	Active	17	0	1	-1	-5.56%	18	35	8		3		M,VP,SC	24+		
10064	KENNETT	08/01/1922	Active	22	1	3	-2	-8.33%	26	26	0			R	M,VP,SC	N/R		
10067	MALDEN	04/21/1925	Active	26	3	5	-2	-7.14%	30	12	2				M,VP,SC	24+	\$2,700.00	
10057	PARK HILLS	03/22/1928	Active	28	0	6	-6	-17.65%	33	5	0		19	R	M,VP	0	\$500.00	
Exc Award (06/30/2018, 06/30/2020)																		
10076	PATTON	10/26/1971	Active	23	0	2	-2	-8.00%	29	24	3			N	P,VP	24+	\$4,277.28	



Club Health Assessment for District 26 M1 through March 2025

			Status							Membership					Reports					Finance		LCIF
Club Number	Club Name	Charter Date		Current Member Count	YTD Members Added	YTD Members Dropped	YTD Net Growth	YTD Net Growth%	Member Count 12 Months Ago	Avg. length of service for dropped members	Months Since Last MMR ***	Yrs. Since Last Officer Report	President Rotation	Vice President Reported ****	Months Since Last Activity Report ***	Account Balance	Donations for current Fiscal Year					
			Number of times on status quo within last two years	If below 15 members appears				If net loss is greater than 20% appears			If no report in 3 months appears in	When more than one year appears in	Number of repeat terms	Notes the officers that do not have an active	If no report at 12 months appears in red							
Exc Award (06/30/2016, 06/30/2018)																						
10077	PERRYVILLE	03/21/1930	Active	17	0	0	0	0.00%	16		9		5	R	VP,SC	24+	90+ Days	\$500.00				
54295	PLATO ROBY E SHA SUC NW T C LC	03/31/1993	Active	29	0	0	0	0.00%	30		9			N	M,SC	24+						
10079	POPLAR BLUFF	03/16/1936	Active	49	10	1	9	22.50%	40	1	2				M,VP,SC	16		\$1,000.00				
10082	QULIN	04/30/1968	Active	14	0	0	0	0.00%	14		8		17		M,VP,SC	24+						
10083	ROLLA	04/05/1935	Active	125	6	8	-2	-1.57%	128	10	0			N	SC	7						
10084	SAINTE GENEVIEVE	05/21/1931	Active	26	1	7	-6	-18.75%	33	12	3		2	R	T,M,SC	24+						
10086	SENATH	01/19/1940	Active(1)	11	1	3	-2	-15.38%	13	36	1		2		P,T,M,VP,SC	N/R						
10087	SIKESTON	06/26/1922	Active	48	0	0	0	0.00%	48		8				M,VP,SC	24+		\$1,534.00				
10091	VIBURNUM	01/26/1970	Active	5	0	0	0	0.00%	5		5		16		M,VP,SC	24+						
10092	WARDELL	03/22/1971	Active	21	0	2	-2	-8.70%	23	17	0			R	P,M,VP,SC	24+	90+ Days					
10316	WEST PLAINS	08/08/1946	Active	15	0	4	-4	-21.05%	19	3	1		2	R	M,SC	24+						
10093	WILLIAMSVILLE	11/22/1949	Active	20	0	0	0	0.00%	20		5		3		P,M,VP,SC	24+						
10318	WILLOW SPRINGS	03/08/1966	Active	13	0	4	-4	-23.53%	20	2	4		None		P,VP,SC	15						
10319	WINONA	03/09/1959	Cancelled(8*)	0	1	21	-20	-100.00%	20	20	3		None		P,S,T,M,VP SC	24+	90+ Days					
Current Total Clubs Count	YTD New Clubs Count	YTD Cancelled Clubs Count	YTD Net Club Gain	Current Total Members Count	YTD Add	YTD Drop	YTD Net Growth	YTD Net Growth %	Member Count 12 Months Ago	Average Member Count Per Club	% of Clubs with less than 20 members	% No MMR in 3 Months	% No Officer Report in 12 Months	% of Clubs with balance 90+ days	Number of Clubs in Status Quo	% Status Quo Clubs in Financial Suspension	Number of Cancelled Clubs	Average Cancelled Club Age	Members Lost Due to Cancellation	% of Clubs Cancelled for Non-Financial Reasons		
33	0	2	-2	901	43	93	-50	-5.26%	977	27	52%	64%	0%	12%	0	0%	2	53	21	50%		

* - P - Priority Club. Cancellation Reasons: 1-Objectives/conduct, 2-Non-active club, 5-Non-existing club, 6-Disbanding, 7-Merger, 8-Financial Suspension, 9-District/Multiple District Dues.

** - Abbreviation: P-President, S-Secretary, T-Treasurer, M-Member Chairperson, VP-First Vice President, MC-Communications Chairperson, SC-Service Chairperson

*** - Abbreviation: N/R - Never reported using the Lions Clubs website, N/A - Not applicable, No password registered for the Lions Clubs website.

**** - Abbreviation: N - New, IP - Immediate Past, R - Repeat.



Club Health Assessment for District 26 M2 through March 2025

Club Number	Club Name	Charter Date	Status	Membership							Reports					Finance	LCIF
				Current Member Count	YTD Members Added	YTD Members Dropped	YTD Net Growth	YTD Net Growth%	Member Count 12 Months Ago	Avg. length of service for dropped members	Months Since Last MMR ***	Yrs. Since Last Officer Report	President Rotation	Vice President Reported ****	Months Since Last Activity Report ***	Account Balance	Donations for current Fiscal Year
			Number of times on status quo within last two years	If below 15 members appears				If net loss is greater than 20% appears			If no report in 3 months appears in	When more than one year appears in	Number of repeat terms	Notes the officers that do not have an active	If no report at 12 months red		
Clubs more than two years old																	
9918	BEAUFORT	10/16/1970	Active	36	3	5	-2	-5.26%	37	1	0			N	VP,SC	10	\$985.00
	Exc Award (06/30/2022)																
9853	BONHOMME	06/03/1953	Active	17	0	0	0	0.00%	17		12		6	R	M,SC	6	\$700.00
	Exc Award (06/30/2023)																
9854	BRENTWOOD	04/14/1954	Active	8	5	6	-1	-11.11%	9	0	6		8	R		0	\$950.00
9857	CHESTERFIELD	12/11/1953	Active	23	2	0	2	9.52%	20		5			N	SC	3	\$1,100.00
	Exc Award (06/30/2023)																
9859	CONCORD VILLAGE	04/28/1950	Active	72	1	5	-4	-5.26%	75	22	2				M,VP,SC	24+	\$1,000.00
	Exc Award (06/30/2016, 06/30/2023)																
9861	CREVE COEUR	11/10/1949	Active	13	0	2	-2	-13.33%	15	48	0		7		VP,SC	24+	\$500.00
10048	CUBA	04/27/1953	Active	21	0	0	0	0.00%	21		11			IP	SC	24+	\$100.00
	Exc Award (06/30/2017, 06/30/2018)																
9864	DE SOTO	04/14/1959	Active	18	1	1	0	0.00%	19	13	1		2		T,M,VP,SC	12	
	Exc Award (06/30/2016, 06/30/2017, 06/30/20)																
9913	EUREKA	11/03/1950	Active	60	3	3	0	0.00%	60	24	0			N	P,M,VP,SC	13	
	Exc Award (06/30/2017)																
9866	FENTON	05/08/1950	Active	12	0	0	0	0.00%	12		9			N	SC	5	\$1,000.00
9867	FERGUSON	10/22/1930	Active	16	0	1	-1	-5.88%	19	1	1			N	M,SC	4	
	Exc Award (06/30/2023, 06/30/2024)																
9932	GERALD	09/29/1953	Active	28	3	5	-2	-6.67%	30	16	1			N		24+	
9934	GRAY SUMMIT	08/19/1970	Active	20	0	1	-1	-4.76%	21	7	6		7	R	SC	24+	
	Exc Award (06/30/2017)																
54238	HILLSBORO	03/17/1993	Active	40	1	0	1	2.56%	37		8		2		VP	3	\$1,000.00
	Exc Award (06/30/2017, 06/30/2021, 06/30/20)																
9873	HOUSE SPRINGS	02/15/1951	Active	37	11	5	6	19.35%	31	11	0			N	M,SC	0	\$2,400.00
	Exc Award (06/30/2023)																
9876	KIRKWOOD	06/02/1926	Active	25	2	3	-1	-3.85%	27	4	1			R	M,SC	0	



Club Health Assessment for District 26 M2 through March 2025

			Status	Membership							Reports					Finance	LCIF
Club Number	Club Name	Charter Date		Current Member Count	YTD Members Added	YTD Members Dropped	YTD Net Growth	YTD Net Growth%	Member Count 12 Months Ago	Avg. length of service for dropped members	Months Since Last MMR ***	Yrs. Since Last Officer Report	President Rotation	Vice President Reported ****	Months Since Last Activity Report ***	Account Balance	Donations for current Fiscal Year
			Number of times on status quo within last two years	If below 15 members appears			If net loss is greater than 20% appears			If no report in 3 months appears in			When more than one year appears in	Number of repeat terms	Notes the officers that do not have an active	If no report at 12 months appears in red	
Exc Award (06/30/2017)																	
9874	LEMAY JEFFERSON BARRACKS	10/15/1931	Active	17	1	1	0	0.00%	18	9	4			R	VP,SC	17	\$200.00
Exc Award (06/30/2016)																	
9878	MAPLEWOOD	12/19/1940	Active	30	0	3	-3	-9.09%	34	20	0			R	T,M	0	\$50.00
Exc Award (06/30/2022)																	
9880	MEHLVILLE	05/20/1969	Active	21	0	0	0	0.00%	21		0		8		VP,SC	24+	
Exc Award (06/30/2016, 06/30/2017, 06/30/20)																	
43726	MERAMEC HEIGHTS	04/19/1984	Active	8	0	0	0	0.00%	8		0		3	R	SC	0	
Exc Award (06/30/2017)																	
9955	NEW HAVEN	04/12/1954	Active	43	6	3	3	7.50%	32	29	2		6	R	SC	14	\$300.00
Exc Award (06/30/2016, 06/30/2022, 06/30/20)																	
9883	OVERLAND	03/27/1925	Active	23	0	10	-10	-30.30%	33	11	3		None		P,S,M,VP,SC	24+	
9885	PACIFIC	04/28/1931	Active	18	0	0	0	0.00%	18		0		2		T,M,VP,SC	7	\$50.00
Exc Award (06/30/2017, 06/30/2021)																	
37511	PEVELY	09/13/1979	Active	10	0	0	0	0.00%	10		44		None		P,S,M,VP,SC	24+	
Exc Award (06/30/2020)																	
10081	POTOSI	06/11/1930	Active	21	3	2	1	5.00%	22	16	3		2		T,VP	5	
30260	RICHWOODS	02/21/1975	Active	23	0	0	0	0.00%	23		6			N	T,M,VP,SC	17	
Exc Award (06/30/2016)																	
34172	ROCK COMMUNITY	06/30/1977	Active	16	1	0	1	6.67%	19		4			IP	M,SC	24+	
Exc Award (06/30/2018, 06/30/2019, 06/30/20)																	
9959	ST CLAIR	09/13/1949	Active	40	9	3	6	17.65%	36	36	1			N	S,M,VP,SC	24+	
9894	ST LOUIS DOWNTOWN	06/28/1921	Active	7	0	0	0	0.00%	7		3		14		S,T,M,VP,SC	24+	\$100.00
Exc Award (06/30/2021)																	
9897	ST LOUIS MID TOWN	08/14/1941	Active	20	0	0	0	0.00%	20		11		5	R	P,S,M,SC	24+	
9903	ST LOUIS S SIDE	07/10/1924	Active	56	2	1	1	1.82%	51	69	1			N	M,SC	0	\$2,050.00
Exc Award (06/30/2016, 06/30/2017, 06/30/20)																	
9965	UNION	07/19/1941	Active	30	1	0	1	3.45%	38		0			N	SC	5	\$1,125.00



Club Health Assessment for District 26 M2 through March 2025

			Status							Membership					Reports					Finance		LCIF	
Club Number	Club Name	Charter Date								Current Member Count	YTD Members Added	YTD Members Dropped	YTD Net Growth	YTD Net Growth%	Member Count 12 Months Ago	Avg. length of service for dropped members	Months Since Last MMR ***	Yrs. Since Last Officer Report	President Rotation	Vice President Reported ****	Months Since Last Activity Report ***	Account Balance	Donations for current Fiscal Year
			Number of times on status quo within last two years							If below 15 members appears				If net loss is greater than 20% appears			If no report in 3 months appears in	When more than one year appears in	Number of repeat terms	Notes the officers that do not have an active	If no report at 12 months appears in red		
Exc Award (06/30/2016, 06/30/2017, 06/30/2020)																							
10089	VALLEY	03/01/1960	Active							20	0	0	0	0.00%	19		2		5	P,T,M,VP,SC	17		
Exc Award (06/30/2017, 06/30/2024)																							
9909	VALLEY PARK	10/24/1927	Active							34	21	4	17	100.00%	17	11	0		None	P,T,M,VP,SC	24+	90+ Days	
Exc Award (06/30/2017)																							
9970	WASHINGTON	08/28/1939	Active							160	6	14	-8	-4.76%	172	14	0			N	0		\$3,524.70
Exc Award (06/30/2017, 06/30/2019, 06/30/2020)																							
9910	WEBSTER GROVES	02/12/1925	Active							47	2	5	-3	-6.00%	49	40	0			N	0		\$100.00
Exc Award (06/30/2017, 06/30/2023)																							
105946	WILDWOOD AREA	06/23/2009	Active							22	0	1	-1	-4.35%	22	8	6			R	5		\$100.00
Exc Award (06/30/2017, 06/30/2022, 06/30/2020)																							
Current Total Clubs Count	YTD New Clubs Count	YTD Cancelled Clubs Count	YTD Net Club Gain	Current Total Members Count	YTD Add	YTD Drop	YTD Net Growth	YTD Net Growth %	Member Count 12 Months Ago	Average Member Count Per Club	% of Clubs with less than 20 members	% No MMR in 3 Months	% No Officer Report in 12 Months	% of Clubs with balance 90+ days	Number of Clubs in Status Quo	% Status Quo Clubs in Financial Suspension	Number of Cancelled Clubs	Average Cancelled Club Age	Members Lost Due to Cancellation	% of Clubs Cancelled for Non-Financial Reasons			
37	0	0	0	1,112	84	84	0	0.00%	1,119	30	32%	43%	0%	3%	0	0%	0	0	0	0	0	0%	

* - P - Priority Club. Cancellation Reasons: 1-Objectives/conduct, 2-Non-active club, 5-Non-existing club, 6-Disbanding, 7-Merger, 8-Financial Suspension, 9-District/Multiple District Dues.

** - Abbreviation: P-President, S-Secretary, T-Treasurer, M-Member Chairperson, VP-First Vice President, MC-Communications Chairperson, SC-Service Chairperson

*** - Abbreviation: N/R - Never reported using the Lions Clubs website, N/A - Not applicable, No password registered for the Lions Clubs website.

**** - Abbreviation: N - New, IP - Immediate Past, R - Repeat.



Club Health Assessment for District 26 M3 through March 2025

			Status	Membership							Reports					Finance		LCIF
Club Number	Club Name	Charter Date		Current Member Count	YTD Members Added	YTD Members Dropped	YTD Net Growth	YTD Net Growth%	Member Count 12 Months Ago	Avg. length of service for dropped members	Months Since Last MMR ***	Yrs. Since Last Officer Report	President Rotation	Vice President Reported ****	Months Since Last Activity Report ***	Account Balance	Donations for current Fiscal Year	
			Number of times on status quo within last two years	If below 15 members appears				If net loss is greater than 20% appears			If no report in 3 months appears in	When more than one year appears in	Number of repeat terms	Notes the officers that do not have an active	If no report at 12 months appears in red			
Clubs more than two years old																		
132550	Ashland Centennial	09/06/2017	Cancelled(6*)	0	0	6	-6	-100.00%	6	7	0	1	None	P,S,T,M,VP SC	N/R	90+ Days		
9975	BLACKWATER	10/14/1968	Active(1)	8	0	1	-1	-11.11%	10	30	6		24	R	S,M,VP,SC	24		
9976	BOONVILLE	01/20/1939	Active	21	0	0	0	0.00%	21		9		2	R	M,SC	3	\$395.00	
	Exc Award (06/30/2022)																	
9977	BOWLING GREEN	10/11/1951	Active	29	2	1	1	3.57%	28	60	0			N	M,SC	1	\$1,370.00	
	Exc Award (06/30/2024)																	
9983	BUNCETON	03/27/1967	Active	12	0	0	0	0.00%	12		10		21	R	P,VP,SC	24+		
9984	CAIRO JACKSONVILLE	10/26/1970	Active(1)	8	0	0	0	0.00%	8		4				P,S,M,VP,SC	24+		
51301	COLUMBIA 20/20	02/05/1991	Active	20	0	1	-1	-4.76%	21	34	3			N	SC	2		
	Exc Award (06/30/2023, 06/30/2024)																	
9992	COLUMBIA HOST	03/22/1922	Active	13	0	1	-1	-7.14%	14	49	0			N	M,SC	0		
41885	COLUMBIA ROCKBRIDGE	10/21/1982	Active	25	0	0	0	0.00%	25		6			N	M,SC	6		
	Exc Award (06/30/2018, 06/30/2023)																	
9995	FAYETTE	11/22/1954	Active	5	0	0	0	0.00%	5		8		14		P,M,VP,SC	23		
9996	GLASGOW	04/23/1962	Active	50	3	6	-3	-5.66%	52	14	6		12	R	M,VP,SC	24+		
	Exc Award (06/30/2022)																	
10000	HANNIBAL	08/25/1920	Active(1)	58	4	1	3	5.45%	54	5	0			N	M,SC	24+		
10001	HARRISBURG	10/15/1973	Active	22	1	5	-4	-15.38%	25	3	8		None		P,M,VP,SC	18	\$500.00	
30258	HARTSBURG	02/24/1975	Active	21	0	2	-2	-8.70%	23	34	6		8	R	P,T,M,VP,SC	24+		
9870	HARVESTER	11/23/1970	Active	30	3	2	1	3.45%	29	14	0		2	R	SC	0	\$2,710.00	
	Exc Award (06/30/2018, 06/30/2022)																	
56226	HIGBEE	11/09/1994	Active	13	0	0	0	0.00%	13		37		2	R	S,M,VP,SC	N/R		
30001	HIGH HILL	12/09/1974	Cancelled(6*)	0	0	6	-6	-100.00%	6	34	3		None		P,S,T,M,VP SC	N/R		
10003	HUNTSVILLE	04/04/1956	Active	27	0	2	-2	-6.90%	28	2	3		2	R	P,M,SC	24+		
9943	JONESBURG	12/15/1949	Active	50	0	0	0	0.00%	50		13		None		P,S,T,M,VP SC	24+		
43471	KAHOKA	02/21/1984	Active	6	0	0	0	0.00%	7		11	1	None		P,S,T,M,VP SC	N/R	90+ Days	



Club Health Assessment for District 26 M3 through March 2025

			Status	Membership							Reports					Finance		LCIF
Club Number	Club Name	Charter Date		Current Member Count	YTD Members Added	YTD Members Dropped	YTD Net Growth	YTD Net Growth%	Member Count 12 Months Ago	Avg. length of service for dropped members	Months Since Last MMR ***	Yrs. Since Last Officer Report	President Rotation	Vice President Reported ****	Months Since Last Activity Report ***	Account Balance	Donations for current Fiscal Year	
			Number of times on status quo within last two years	If below 15 members appears				If net loss is greater than 20% appears			If no report in 3 months appears in	When more than one year appears in	Number of repeat terms	Notes the officers that do not have an active	If no report at 12 months appears in red			
117696	KIRKSVILLE	09/04/2012	Active(1)	5	0	0	0	0.00%	5		22		2	T,M,VP,SC	24+	90+ Days		
10007	LA GRANGE	02/25/1971	Active	33	7	1	6	22.22%	27	27	0		2	VP	12			
	Exc Award (06/30/2022)																	
87846	LAKE ST LOUIS	04/21/2005	Active	19	2	4	-2	-9.52%	21	20	4			N	SC	24+	\$1,300.00	
10009	LOUISIANA	09/02/1959	Active	18	6	3	3	20.00%	16	13	0				M,VP,SC	0	\$310.00	
10011	MACON	02/11/1937	Active	20	0	1	-1	-4.76%	22	41	0		5		M,VP,SC	N/R		
10012	MADISON	11/01/1958	Active	17	3	1	2	13.33%	10	0	0		2	R	P,T,M,SC	24+		
53144	MEXICO NOON	05/22/1992	Active	24	2	0	2	9.09%	24		1			N	P,M,SC	13	\$600.00	
9949	MIDDLETOWN	10/07/1971	Active	17	0	0	0	0.00%	18		10		2	R	P,T,M,VP,SC	N/R		
10019	MOBERLY	02/27/1948	Active	13	0	0	0	0.00%	13		7		11	R	P,M,SC	N/R	\$150.00	
10020	MONROE CITY	03/27/1931	Active	17	0	0	0	0.00%	17		35				T,M,VP,SC	N/R		
9951	MONTGOMERY CITY	10/21/1969	Active	17	0	0	0	0.00%	16		9		13	N	M,SC	24+		
	Exc Award (06/30/2022)																	
47248	MOSCOW MILLS	04/29/1987	Active	39	5	6	-1	-2.50%	47	13	3			IP	M,VP,SC	4	\$600.00	
	Exc Award (06/30/2018)																	
9954	NEW FLORENCE	10/19/1950	Active	9	0	0	0	0.00%	9		0		18		M,VP,SC	N/R		
10021	NEW FRANKLIN	03/04/1955	Active	6	0	0	0	0.00%	6		4	1	None		P,S,T,M,VP SC	24+	90+ Days	
10022	NEW LONDON	11/16/1964	Active	17	0	0	0	0.00%	18		11		3	R	P,M,VP,SC	N/R		
9881	O FALLON	10/20/1955	Active	22	2	1	1	4.76%	25	6	4		None		P,M,VP,SC	24+		
150537	OFallon Titans	04/18/2022	Active	25	0	0	0	0.00%	24		8			R	M	24+	90+ Days	
37037	PARIS	05/03/1979	Active	10	0	5	-5	-33.33%	15	30	0		7		P,S,T,M,VP SC	N/R		
41323	PERRY	05/10/1982	Active(1)	15	4	3	1	7.14%	14	3	0		5		T,M,VP,SC	24+	90+ Days	
10026	PILOT GROVE	12/02/1946	Active	19	0	0	0	0.00%	19		17		10	R	S,M,VP,SC	24+		
10028	PRAIRIE HOME	09/23/1970	Active	19	0	3	-3	-13.64%	22	3	0		2	R	M,SC	24+		
	Exc Award (06/30/2022)																	
39269	SHELBINA	01/09/1981	Active(1)	4	0	0	0	0.00%	4		22	1	None		P,S,T,M,VP SC	24+	90+ Days	



Club Health Assessment for District 26 M3 through March 2025

Club Number	Club Name	Charter Date	Status	Membership							Reports					Finance	LCIF
				Current Member Count	YTD Members Added	YTD Members Dropped	YTD Net Growth	YTD Net Growth%	Member Count 12 Months Ago	Avg. length of service for dropped members	Months Since Last MMR ***	Yrs. Since Last Officer Report	President Rotation	Vice President Reported ****	Months Since Last Activity Report ***	Account Balance	Donations for current Fiscal Year
			Number of times on status quo within last two years	If below 15 members appears				If net loss is greater than 20% appears			If no report in 3 months appears	When more than one year appears in	Number of repeat terms	Notes the officers that do not have an active	If no report at 12 months red		
9889	ST CHARLES	06/29/1954	Active	32	3	5	-2	-5.88%	34	16	4		2	R	VP,SC	5	\$4,100.00
	Exc Award (06/30/2022, 06/30/2023)																
64412	ST CHARLES FIRST CAPITOL	06/18/2001	Active	95	3	8	-5	-5.00%	99	10	1			N		0	\$3,000.00
	Exc Award (06/30/2017, 06/30/2023, 06/30/2024)																
9905	ST PETERS	03/13/1968	Active	29	1	3	-2	-6.45%	29	8	0		2	R	SC	3	\$800.00
	Exc Award (06/30/2023)																
48713	TROY	06/20/1988	Active	8	0	1	-1	-11.11%	10	1	4			N	M,SC	4	
9969	WARRENTON	11/13/1962	Active	15	2	0	2	15.38%	15		1		9		T,M,VP,SC	24+	
	Exc Award (06/30/2018)																
9912	WENTZVILLE	01/24/1962	Active	20	0	0	0	0.00%	20		11		2	R	M,SC	6	\$550.00
129236	Wentzville Outreach	10/18/2016	Active	11	2	2	0	0.00%	10	4	0		8		VP,SC	7	
9973	WRIGHT CITY	07/11/1960	Active	32	1	2	-1	-3.03%	32	34	1			N	M,VP	1	

Clubs Cancelled Previous Fiscal Year – Clubs Cancelled within last 12 months may be reinstated

Club Number	Club Name	Charter Date	Current Status*	Cancellation Date
43727	MONROE COUNTY	04/19/1984	Cancelled(6*)	02/29/2024
119824	St. Charles County	06/28/2013	Cancelled(8*)	12/29/2023

Current Total Clubs Count	YTD New Clubs Count	YTD Cancelled Clubs Count	YTD Net Club Gain	Current Total Members Count	YTD Add	YTD Drop	YTD Net Growth	YTD Net Growth %	Member Count 12 Months Ago	Average Member Count Per Club	% of Clubs with less than 20 members	% No MMR in 3 Months	% No Officer Report in 12 Months	% of Clubs with balance 90+ days	Number of Clubs in Status Quo	% Status Quo Clubs in Financial Suspension	Number of Cancelled Clubs	Average Cancelled Club Age	Members Lost Due to Cancellation	% of Clubs Cancelled for Non-Financial Reasons
48	0	2	-2	1,045	56	83	-27	-2.52%	1,078	22	54%	63%	6%	13%	0	0%	2	54	12	50%

* - P - Priority Club. Cancellation Reasons: 1-Objectives/conduct, 2-Non-active club, 5-Non-existing club, 6-Disbanding, 7-Merger, 8-Financial Suspension, 9-District/Multiple District Dues.

** - Abbreviation: P-President, S-Secretary, T-Treasurer, M-Member Chairperson, VP-First Vice President, MC-Communications Chairperson, SC-Service Chairperson

*** - Abbreviation: N/R - Never reported using the Lions Clubs website, N/A - Not applicable, No password registered for the Lions Clubs website.

**** - Abbreviation: N - New, IP - Immediate Past, R - Repeat.




Club Health Assessment for District 26 M4 through March 2025

			Status	Membership						Reports					Finance		LCIF
Club Number	Club Name	Charter Date		Current Member Count	YTD Members Added	YTD Members Dropped	YTD Net Growth	YTD Net Growth%	Member Count 12 Months Ago	Avg. length of service for dropped members	Months Since Last MMR ***	Yrs. Since Last Officer Report	President Rotation	Vice President Reported ****	Months Since Last Activity Report ***	Account Balance	Donations for current Fiscal Year
			Number of times on status quo within last two years	If below 15 members appears				If net loss is greater than 20% appears			If no report in 3 months appears in	When more than one year appears in	Number of repeat terms	Notes the officers that do not have an active	If no report at 12 months appears in red		
Clubs more than two years old																	
110779	ALBANY	04/08/2011	Active	19	2	0	2	11.76%	21		2		5	R	SC	1	\$25.00
	Exc Award (06/30/2021)																
10156	AMITY	05/01/1953	Active	11	1	0	1	10.00%	11		1		None	P,T,M,VP,SC	12		
44356	BRAYMER	11/26/1984	Active	23	0	1	-1	-4.17%	23	1	7		13	P,M,VP,SC	5		
9979	BROOKFIELD	09/09/1940	Active	40	0	2	-2	-4.76%	43	4	0			M,VP,SC	24+		
9981	BRUNSWICK	08/28/1940	Active	9	0	0	0	0.00%	8		7		4	P,T,M,VP,SC	24+		
9987	CARROLLTON	05/04/1922	Active	36	3	5	-2	-5.26%	38	20	1			IP	SC	6	\$110.00
	Exc Award (06/30/2023)																
9990	CHILLICOTHE	05/11/1938	Active	15	0	2	-2	-11.76%	17	49	2		7	R	P,T,SC	0	
10160	CLARKSDALE	09/23/1965	Active	24	2	1	1	4.35%	21	20	2			N	M,SC	24+	\$400.00
10166	FAIRPORT	10/17/1960	Active	22	1	0	1	4.76%	22		1			M,VP,SC	23		
10167	FAUCETT	03/11/1971	Active	17	0	3	-3	-15.00%	20	3	5		6	VP,SC	24		
10168	FOREST CITY	11/03/1971	Active	11	0	0	0	0.00%	11		6		4	P,S,T,M,VP SC	N/R		
10169	GALLATIN	02/07/1945	Active	9	0	0	0	0.00%	9		21	1	None	P,S,T,M,VP SC	N/R		
10170	GALT	04/06/1962	Active	11	0	0	0	0.00%	11		6		5	P,M,VP,SC	24+		
10172	GENTRY	12/18/1950	Active	9	0	1	-1	-10.00%	11	25	4		2	P,T,M,VP,SC	18		
10173	GOWER	05/27/1955	Active	21	0	2	-2	-8.70%	23	10	0			M,VP,SC	23	90+ Days	
10174	GRAHAM	06/27/1955	Active	20	1	1	0	0.00%	25	3	0			P,M,VP,SC	24+		
36701	GRANT CITY	03/21/1979	Active	20	0	3	-3	-13.04%	24	3	5			N	M,SC	10	
9997	GREEN CASTLE	04/09/1964	Active	33	4	0	4	13.79%	30		5		2	P,M,VP,SC	8		
49411	GREEN CITY	04/14/1989	Active	15	0	1	-1	-6.25%	16	36	1			N	P,T,M,SC	4	
9999	HALE	10/20/1949	Active	28	6	2	4	16.67%	25	5	7			N	P,M,VP,SC	20	
10175	HAMILTON	07/01/1960	Active	26	1	7	-6	-18.75%	32	10	2			N		7	\$300.00
	Exc Award (06/30/2017, 06/30/2023, 06/30/2024)																
10176	HELENA	02/18/1965	Active	24	7	1	6	33.33%	18	59	3			N	P	24+	



Club Health Assessment for District 26 M4 through March 2025

			Status	Membership							Reports					Finance		LCIF
Club Number	Club Name	Charter Date		Current Member Count	YTD Members Added	YTD Members Dropped	YTD Net Growth	YTD Net Growth%	Member Count 12 Months Ago	Avg. length of service for dropped members	Months Since Last MMR ***	Yrs. Since Last Officer Report	President Rotation	Vice President Reported ****	Months Since Last Activity Report ***	Account Balance	Donations for current Fiscal Year	
			Number of times on status quo within last two years	If below 15 members appears					If net loss is greater than 20% appears			If no report in 3 months appears in	When more than one year appears in	Number of repeat terms	Notes the officers that do not have an active	If no report at 12 months appears in red		
10178	JAMESON	09/10/1952	Active	22	0	0	0	0.00%	22		6		8	P,S,T,M,VP SC	24+	90+ Days		
10179	JAMESPORT	09/17/1946	Active	15	1	0	1	7.14%	14		0		3	N	P,M,SC		22	
10242	KEARNEY	06/15/1950	Active	19	0	2	-2	-9.52%	21	8	0			M,VP,SC	12			
10004	KEYTESVILLE	06/28/1940	Active	11	2	2	0	0.00%	11	9	3		2	M,VP,SC	16			
10180	KING CITY	10/14/1963	Active(1)	16	3	0	3	23.08%	16		2			N	M,SC		24+	
10181	LAREDO	04/01/1960	Active	8	0	0	0	0.00%	7		6		3		P,M,VP,SC		22	\$25.00
10010	LUDLOW	10/28/1952	Active	13	1	1	0	0.00%	15	17	3		3	R	M,VP,SC		9	
10013	MARCELINE	05/16/1946	Active(1)	7	0	1	-1	-12.50%	9	1	3		5	N			16	\$450.00
10183	MARYVILLE HOST	04/06/1939	Active	80	9	8	1	1.27%	81	19	0			N	M,SC		3	\$1,000.00
Exc Award (06/30/2023)																		
45494	MARYVILLE PRIDE	11/21/1985	Active	37	4	0	4	12.12%	34		6			N	M,VP,SC	5	\$1,270.00	
Exc Award (06/30/2016, 06/30/2018, 06/30/2020)																		
10014	MEADVILLE	01/30/1967	Active	36	0	0	0	0.00%	36		7				P,M,VP,SC	24		
10016	MENDON	01/04/1961	Active	12	2	0	2	20.00%	10		2			N	P,T,M,SC	24+		
10024	NORBORNE	05/19/1955	Active	39	5	1	4	11.43%	37	39	1				P,M,VP,SC	23	\$750.00	
67318	PATTONSBURG	02/17/2003	Active	8	0	0	0	0.00%	8		6				P,S,T,M,VP SC	24+		
10191	PICKERING	11/29/1962	Active	12	1	0	1	9.09%	10		9		3	R		7	\$400.00	
10192	PLATTE CITY	01/22/1940	Active(1)	11	0	2	-2	-15.38%	13	5	6				T,M,VP,SC	17	\$1,250.00	
10030	SALISBURY	04/21/1965	Active	20	4	0	4	25.00%	17		0		2	N	M,VP,SC	3		
10203	SAVANNAH	01/24/1949	Active	14	0	0	0	0.00%	14		9			N		10		
62159	SMITHVILLE	06/22/1999	Active	9	1	1	0	0.00%	8	22	0		3		M,VP,SC	24+	90+ Days	
10200	ST JOSEPH EAST SIDE	09/29/1965	Active	27	2	2	0	0.00%	28	17	2			N		0	\$1,000.00	
Exc Award (06/30/2017, 06/30/2019, 06/30/2020)																		
10199	ST JOSEPH HOST	04/27/1938	Active	35	0	0	0	0.00%	35		7			N	M,SC	24+	\$2,000.00	
10202	ST JOSEPH SOUTH SIDE	09/02/1942	Active	24	1	1	0	0.00%	24	28	0			N	SC	7	\$3,603.92	
10207	TARKIO	03/06/1968	Cancelled(6*)	0	0	0	0	0.00%	17		9	1	None		P,S,T,M,VP SC	N/R		



Club Health Assessment for District 26 M4 through March 2025

INTERNATIONAL

Club Number	Club Name	Charter Date	Status	Membership							Reports					Finance	LCIF
				Current Member Count	YTD Members Added	YTD Members Dropped	YTD Net Growth	YTD Net Growth%	Member Count 12 Months Ago	Avg. length of service for dropped members	Months Since Last MMR ***	Yrs. Since Last Officer Report	President Rotation	Vice President Reported ****	Months Since Last Activity Report ***	Account Balance	Donations for current Fiscal Year
			Number of times on status quo within last two years	If below 15 members appears				If net loss is greater than 20% appears			If no report in 3 months appears	When more than one year appears in	Number of repeat terms	Notes the officers that do not have an active	If no report at 12 months appears in red		
10208	TRENTON	06/28/1938	Active	19	0	0	0	0.00%	19		6		2	M,VP,SC	24+	90+ Days	
47381	UNIONVILLE	05/27/1987	Active	27	2	0	2	8.00%	25		2			R SC	7		
10210	WESTBORO	03/22/1948	Active(1)	13	0	0	0	0.00%	8		2			R P,M,VP,SC	24		
10211	WESTON	11/03/1965	Active	8	1	1	0	0.00%	8	36	0			VP,SC	17		\$100.00

Clubs Cancelled Previous Fiscal Year – Clubs Cancelled within last 12 months may be reinstated

Club Number	Club Name	Charter Date	Current Status*	Cancellation Date
51384	GALLATIN LAKE VIKING	03/06/1991	Cancelled(8*)	12/29/2023
10247	LIBERTY	04/18/1938	Cancelled(8*)	06/29/2024
10185	MOUND CITY	09/11/1950	Cancelled(8*)	06/29/2024

Current Total Clubs Count	YTD New Clubs Count	YTD Cancelled Clubs Count	YTD Net Club Gain	Current Total Members Count	YTD Add	YTD Drop	YTD Net Growth	YTD Net Growth %	Member Count 12 Months Ago	Average Member Count Per Club	% of Clubs with less than 20 members	% No MMR in 3 Months	% No Officer Report in 12 Months	% of Clubs with balance 90+ days	Number of Clubs in Status Quo	% Status Quo Clubs in Financial Suspension	Number of Cancelled Clubs	Average Cancelled Club Age	Members Lost Due to Cancellation	% of Clubs Cancelled for Non-Financial Reasons
48	0	1	-1	985	67	54	13	1.34%	1,006	21	54%	50%	2%	8%	0	0%	1	249	0	-200%

* - P - Priority Club. Cancellation Reasons: 1-Objectives/conduct, 2-Non-active club, 5-Non-existing club, 6-Disbanding, 7-Merger, 8-Financial Suspension, 9-District/Multiple District Dues.

** - Abbreviation: P-President, S-Secretary, T-Treasurer, M-Member Chairperson, VP-First Vice President, MC-Communications Chairperson, SC-Service Chairperson

*** - Abbreviation: N/R - Never reported using the Lions Clubs website, N/A - Not applicable, No password registered for the Lions Clubs website.

**** - Abbreviation: N - New, IP - Immediate Past, R - Repeat.



Club Health Assessment for District 26 M5 through March 2025

			Status	Membership							Reports					Finance		LCIF
Club Number	Club Name	Charter Date		Current Member Count	YTD Members Added	YTD Members Dropped	YTD Net Growth	YTD Net Growth%	Member Count 12 Months Ago	Avg. length of service for dropped members	Months Since Last MMR ***	Yrs. Since Last Officer Report	President Rotation	Vice President Reported ****	Months Since Last Activity Report ***	Account Balance	Donations for current Fiscal Year	
			Number of times on status quo within last two years	If below 15 members appears				If net loss is greater than 20% appears			If no report in 3 months appears in	When more than one year appears in	Number of repeat terms	Notes the officers that do not have an active	If no report at 12 months appears in red			
Clubs more than two years old																		
10095	ADRIAN	05/16/1950	Active	41	1	1	0	0.00%	41	51	6			N	M,SC	5		
10213	ALMA	04/29/1953	Active	26	1	2	-1	-3.70%	27	40	0			N	T,M,VP,SC	4		
46138	BELTON BEL RAY SUNRISE	05/05/1986	Active	14	0	0	0	0.00%	14		13		2	N	S,SC	4	\$100.00	
10100	BELTON HOST	10/30/1953	Active	17	0	0	0	0.00%	17		8			R	M,SC	5	\$850.00	
Exc Award (06/30/2017, 06/30/2019, 06/30/20																		
10102	BUTLER	03/14/1938	Active	31	0	0	0	0.00%	31		7		3	R	P,M,VP,SC	6		
10218	CONCORDIA	03/28/1938	Active	82	8	0	8	10.81%	76		3			N	M,SC	1		
10219	CORDER	09/13/1954	Active	19	0	2	-2	-9.52%	21	5	0			N	P,M,SC	0	\$100.00	
10109	CREIGHTON	03/13/1959	Active	13	0	2	-2	-13.33%	15	33	6		4	R	P,T,M,SC	3	90+ Days	
10224	GRANDVIEW	08/01/1950	Active	10	0	0	0	0.00%	10		6		4	R	M,SC	2		
10119	HARRISONVILLE	03/25/1938	Active	18	1	1	0	0.00%	18	26	2		2		M,VP,SC	2	\$200.00	
Exc Award (06/30/2023)																		
10228	HIGGINSVILLE	09/01/1928	Active	31	2	2	0	0.00%	30	4	0				VP	3	\$2,000.00	
36700	HUME	03/07/1979	Active	3	0	0	0	0.00%	3		8		4	R	P,S,T,M,VP SC	1		
10230	INDEPENDENCE EASTVIEW	08/01/1960	Active	10	0	0	0	0.00%	10		0		3		M,VP,SC	1		
10229	INDEPENDENCE HOST	11/14/1939	Active	15	0	0	0	0.00%	15		6		2	R	M,SC	6		
40358	INDEPENDENCE NOLAND ROAD	09/15/1981	Active(1)	12	1	2	-1	-7.69%	13	24	3		5	R	M,VP,SC	0	\$100.00	
107874	KANSAS CITY BROOKSIDE WALDO	03/25/2010	Cancelled(8*)	0	0	7	-7	-100.00%	7	14	3		None		P,S,T,M,VP SC	4	90+ Days	
10240	KANSAS CITY RED BRIDGE	06/10/1960	Active	32	3	2	1	3.23%	33	16	0			IP		0	\$1,200.00	
Exc Award (06/30/2023, 06/30/2024)																		
77756	KANSAS CITY WORLD OUTREACH	10/30/2003	Active	40	1	6	-5	-11.11%	45	7	2		2	R	M,SC	3	\$1,720.00	
Exc Award (06/30/2016, 06/30/2017, 06/30/20																		
10243	KNOB NOSTER	08/29/1950	Active	27	0	1	-1	-3.57%	30	1	1			N		6	\$325.00	
44824	LAKE WINNEBAGO	04/03/1985	Active	37	9	3	6	19.35%	32	2	0			N		0	\$2,250.00	



Club Health Assessment for District 26 M5 through March 2025

			Status		Membership						Reports					Finance		LCIF		
Club Number	Club Name	Charter Date			Current Member Count	YTD Members Added	YTD Members Dropped	YTD Net Growth	YTD Net Growth%	Member Count 12 Months Ago	Avg. length of service for dropped members	Months Since Last MMR ***	Yrs. Since Last Officer Report	President Rotation	Vice President Reported ****	Months Since Last Activity Report ***	Account Balance	Donations for current Fiscal Year		
			Number of times on status quo within last two years		If below 15 members appears				If net loss is greater than 20% appears			If no report in 3 months appears in	When more than one year appears in	Number of repeat terms		Notes the officers that do not have an active	If no report at 12 months appears in red			
10245	LEES SUMMIT	11/18/1953	Active		9	0	1	-1	-10.00%	10	26	0		2	R	T,M,SC	7	90+ Days		
10233	LEETON	04/25/1961	Active(1)		12	2	0	2	20.00%	10		7			N	M,SC	5			
10246	LEXINGTON	09/19/1930	Active		10	1	1	0	0.00%	10	48	0		9	R	M,SC	3			
10249	MARSHALL	01/21/1938	Active		18	1	0	1	5.88%	17		1				M,VP,SC	3		\$5,100.00	
10250	MAYVIEW	12/12/1955	Active		23	1	0	1	4.55%	21		0		2	R		4		\$760.00	
Exc Award (06/30/2023, 06/30/2024)																				
47086	MIAMI	03/27/1987	Active		19	0	1	-1	-5.00%	20	8	2			N	T,M,VP,SC	2	90+ Days		
42060	NELSON	12/13/1982	Active		15	0	0	0	0.00%	15		7		14	R	P,M,VP,SC	0			
10132	NEVADA	02/20/1924	Active		35	5	5	0	0.00%	35	19	0				VP,SC	3		\$200.00	
10253	ORRICK	10/17/1950	Active		37	2	0	2	5.71%	39		4			N		1		\$200.00	
Exc Award (06/30/2023)																				
10134	PECULIAR	01/16/1958	Active		23	1	7	-6	-20.69%	27	8	2		3	N	T,M,SC	3	90+ Days		
10135	PLEASANT HILL	12/04/1958	Active		7	0	1	-1	-12.50%	8	43	6		8		P,M,VP,SC	2			
10137	RAYMORE	03/06/1968	Active		14	0	0	0	0.00%	14		8			R	S	2			
10139	ROCKVILLE	10/01/1959	Active(3)		12	0	0	0	0.00%	12		8		9		P,T,M,VP,SC	3			
10256	SEDALIA	01/14/1938	Active		54	3	2	1	1.89%	63	1	0			N	SC	1		\$635.00	
10257	SEDALIA STATE FAIR	02/23/1973	Active		11	3	0	3	37.50%	8		5			N	SC	7	\$350.00		
10148	URICH	10/12/1950	Active		28	28	0	28	100.00%	0		6				P,M,VP,SC	1			
10260	WARRENSBURG	08/27/1937	Active		32	3	3	0	0.00%	32	6	0			N	P,VP,SC	0	\$500.00		
39866	WAVERLY	05/18/1981	Active		17	0	1	-1	-5.56%	18	9	8			IP	M,SC	8	\$50.00		
10261	WELLINGTON	09/21/1950	Active		9	0	0	0	0.00%	9		8		2		M,VP,SC	4			
Current Total Clubs Count	YTD New Clubs Count	YTD Cancelled Clubs Count	YTD Net Club Gain	Current Total Members Count	YTD Add	YTD Drop	YTD Net Growth	YTD Net Growth %	Member Count 12 Months Ago	Average Member Count Per Club	% of Clubs with less than 20 members	% No MMR in 3 Months	% No Officer Report in 12 Months	% of Clubs with balance 90+ days	Number of Clubs in Status Quo	% Status Quo Clubs in Financial Suspension	Number of Cancelled Clubs	Average Cancelled Club Age	Members Lost Due to Cancellation	% of Clubs Cancelled for Non-Financial Reasons
38	0	1	-1	863	77	53	24	2.86%	856	23	58%	53%	0%	8%	0	0%	1	15	7	0%



Club Health Assessment for District 26 M5 through March 2025

			Status	Membership							Reports					Finance	LCIF
Club Number	Club Name	Charter Date		Current Member Count	YTD Members Added	YTD Members Dropped	YTD Net Growth	YTD Net Growth%	Member Count 12 Months Ago	Avg. length of service for dropped members	Months Since Last MMR ***	Yrs. Since Last Officer Report	President Rotation	Vice President Reported ****	Months Since Last Activity Report ***	Account Balance	Donations for current Fiscal Year
			Number of times on status quo within last two years	If below 15 members appears				If net loss is greater than 20% appears			If no report in 3 months appears in	When more than one year appears in	Number of repeat terms	Notes the officers that do not have an active	If no report at 12 months appears in red		

* - P - Priority Club. Cancellation Reasons: 1-Objectives/conduct, 2-Non-active club, 5-Non-existing club, 6-Disbanding, 7-Merger, 8-Financial Suspension, 9-District/Multiple District Dues.

** - Abbreviation: P-President, S-Secretary, T-Treasurer, M-Member Chairperson, VP-First Vice President, MC-Communications Chairperson, SC-Service Chairperson

*** - Abbreviation: N/R - Never reported using the Lions Clubs website, N/A - Not applicable, No password registered for the Lions Clubs website.

**** - Abbreviation: N - New, IP - Immediate Past, R - Repeat.



Club Health Assessment for District 26 M6 through March 2025

			Status	Membership							Reports					Finance		LCIF
Club Number	Club Name	Charter Date		Current Member Count	YTD Members Added	YTD Members Dropped	YTD Net Growth	YTD Net Growth%	Member Count 12 Months Ago	Avg. length of service for dropped members	Months Since Last MMR ***	Yrs. Since Last Officer Report	President Rotation	Vice President Reported ****	Months Since Last Activity Report ***	Account Balance	Donations for current Fiscal Year	
			Number of times on status quo within last two years	If below 15 members appears				If net loss is greater than 20% appears			If no report in 3 months appears in	When more than one year appears in	Number of repeat terms	Notes the officers that do not have an active	If no report at 12 months appears in red			
Clubs less than two years old																		
154794	Ozarks Future Hope	06/30/2023	Active	9	2	0	2	28.57%	13		2		3	N	M,SC	1	\$50.00	
Clubs more than two years old																		
37631	ARCOLA	10/30/1979	Active	14	0	0	0	0.00%	14		1		5	R	P,T,M,SC	1		
10099	AURORA	01/14/1942	Active	18	3	0	3	20.00%	15		0			N	M,SC	4		
	Exc Award (06/30/2016)																	
10262	AVA	11/29/1937	Active	7	0	0	0	0.00%	7		13			N	VP,SC	0		
	Exc Award (06/30/2018)																	
10265	BLUE EYE	10/16/1972	Active(1)	10	10	9	1	11.11%	9	14	0		3	R	M,SC	3		
10267	BRANSON HOLLISTER	10/26/1954	Active	60	12	10	2	3.45%	57	5	0			N	M,SC	3	90+ Days	
82698	CARL JUNCTION	06/21/2004	Active	23	3	0	3	15.00%	21		2			N	M	0	\$50.00	
110497	CHRISTIAN COUNTY	03/03/2011	Active	17	0	2	-2	-10.53%	26	10	1			N	SC	0	\$940.00	
	Exc Award (06/30/2023)																	
10271	CONWAY	12/27/1951	Active	16	1	0	1	6.67%	15		0		2	R	P,T,VP,SC	1		
10110	DIAMOND	03/31/1964	Active	9	0	5	-5	-35.71%	13	4	1				M,VP,SC	3	90+ Days	
43728	EAST NEWTON	04/24/1984	Active	11	0	0	0	0.00%	11		33		8		M,VP,SC	0		
10112	EL DORADO SPRINGS	02/26/1962	Active	46	4	2	2	4.55%	40	1	0		None		P,T,M,VP,SC	3	90+ Days	
10276	ELKLAND	04/27/1962	Active	10	0	2	-2	-16.67%	12	30	1		4	R	M,SC	1		
10278	FAIR GROVE	03/06/1956	Active	20	2	1	1	5.26%	19	20	0		4		M,VP,SC	0		
10280	FORSYTH	01/24/1951	Cancelled(8*)	0	0	5	-5	-100.00%	5	25	3		None		P,S,T,M,VP SC	24+	90+ Days	
10114	FREISTATT	03/27/1973	Active	25	0	0	0	0.00%	30		9			N	M,SC	0		
10282	GAINESVILLE	08/15/1946	Active	34	3	4	-1	-2.86%	35	17	2			N	P,T,M,VP,SC	0		
10283	GROVESPRING	11/10/1961	Active	11	0	3	-3	-21.43%	8	4	7		6	R	T,M,SC	1		
10284	HALF WAY	01/28/1963	Active	11	0	0	0	0.00%	12		10		2	R	P,T,M,VP,SC	0		
10285	HARTVILLE	10/28/1955	Active	29	0	1	-1	-3.33%	31	3	2			N	SC	0	\$100.00	
10286	HERMITAGE	08/30/1955	Active	26	4	3	1	4.00%	23	18	1		2		M,VP,SC	0		



Club Health Assessment for District 26 M6 through March 2025

			Status	Membership							Reports					Finance		LCIF
Club Number	Club Name	Charter Date		Current Member Count	YTD Members Added	YTD Members Dropped	YTD Net Growth	YTD Net Growth%	Member Count 12 Months Ago	Avg. length of service for dropped members	Months Since Last MMR ***	Yrs. Since Last Officer Report	President Rotation	Vice President Reported ****	Months Since Last Activity Report ***	Account Balance	Donations for current Fiscal Year	
			Number of times on status quo within last two years	If below 15 members appears				If net loss is greater than 20% appears			If no report in 3 months appears in	When more than one year appears in	Number of repeat terms	Notes the officers that do not have an active	If no report at 12 months appears in red			
10124	LAMAR	04/05/1963	Active	11	0	0	0	0.00%	11		21			N	S,M,SC	3	90+ Days	
10290	LEBANON HOST	10/28/1930	Active	19	0	3	-3	-13.64%	22	9	3			N	SC	3		\$2,100.00
	Exc Award (06/30/2023)																	
37672	LONG LANE	11/16/1979	Active	13	2	0	2	18.18%	12		7		2	R	P,T,M,VP,SC	2		
10292	LOUISBURG	10/25/1968	Active	38	6	0	6	18.75%	35		5			N	P,M,VP,SC	0		
10127	MARIONVILLE	11/26/1941	Active	14	3	0	3	27.27%	13		5		3	R	S,M,SC	4		
10294	MARSHFIELD	09/30/1931	Active	46	0	2	-2	-4.17%	48	43	1			N	M,SC	1		\$1,210.00
10128	MILLER	11/14/1950	Active	35	2	2	0	0.00%	36	15	0			R	T,M,VP,SC	5		\$10.00
	Exc Award (06/30/2023)																	
10129	MONETT	04/23/1946	Active	42	4	5	-1	-2.33%	48	17	1			N	SC	6		\$1,000.00
107382	MOUNTAIN GROVE	02/01/2010	Active	25	6	1	5	25.00%	20	14	0			N	M,SC	0		
10131	NEOSHO	05/20/1940	Active	26	2	5	-3	-10.34%	30	10	0			N	M,SC	1		\$1,000.00
10140	SARCOXIE	01/24/1946	Active	14	2	0	2	16.67%	13		1			IP	M,SC	1		
	Exc Award (06/30/2018)																	
10303	SEYMOUR	01/23/1940	Active	26	0	0	0	0.00%	28		10			N	M,SC	1		
10145	SHELL KNOB	11/13/1972	Active	34	4	2	2	6.25%	33	18	0				M,VP,SC	3		
10305	SPRINGFIELD HOST	09/07/1921	Active	28	4	1	3	12.00%	29	22	0			N		0		\$5,650.00
10147	STOCKTON	08/17/1942	Active	34	9	7	2	6.25%	32	14	1			N	M,SC	0		\$2,000.00
10289	TABLE ROCK LAKE	03/16/1964	Active	8	0	0	0	0.00%	9		8		4	R	M,SC	1		

Clubs Cancelled Previous Fiscal Year – Clubs Cancelled within last 12 months may be reinstated

Club Number	Club Name	Charter Date	Current Status*	Cancellation Date
10268	BUFFALO	08/16/1951	Cancelled(6*)	04/29/2024
10295	MORRISVILLE	05/17/1972	Cancelled(6*)	11/29/2023



Club Health Assessment for District 26 M6 through March 2025

Club Number			Club Name			Charter Date			Status					Membership					Reports					Finance		LCIF
									Current Member Count	YTD Members Added	YTD Members Dropped	YTD Net Growth	YTD Net Growth%	Member Count 12 Months Ago	Avg. length of service for dropped members	Months Since Last MMR ***	Yrs. Since Last Officer Report	President Rotation	Vice President Reported ****	Months Since Last Activity Report ***	Account Balance	Donations for current Fiscal Year				
									Number of times on status quo within last two years	If below 15 members appears			If net loss is greater than 20% appears			If no report in 3 months appears in		When more than one year appears in	Number of repeat terms	Notes the officers that do not have an active		If no report at 12 months appears in red				
Current Total Clubs Count	YTD New Clubs Count	YTD Cancelled Clubs Count	YTD Net Club Gain	Current Total Members Count	YTD Add	YTD Drop	YTD Net Growth	YTD Net Growth %	Member Count 12 Months Ago	Average Member Count Per Club	% of Clubs with less than 20 members	% No MMR in 3 Months	% No Officer Report in 12 Months	% of Clubs with balance 90+ days	Number of Clubs in Status Quo	% Status Quo Clubs in Financial Suspension	Number of Cancelled Clubs	Average Cancelled Club Age	Members Lost Due to Cancellation	% of Clubs Cancelled for Non-Financial Reasons						
36	0	1	-1	819	88	75	13	1.61%	835	23	50%	33%	0%	11%	0	0%	1	198	5	0%						

* - P - Priority Club. Cancellation Reasons: 1-Objectives/conduct, 2-Non-active club, 5-Non-existing club, 6-Disbanding, 7-Merger, 8-Financial Suspension, 9-District/Multiple District Dues.

** - Abbreviation: P-President, S-Secretary, T-Treasurer, M-Member Chairperson, VP-First Vice President, MC-Communications Chairperson, SC-Service Chairperson

*** - Abbreviation: N/R - Never reported using the Lions Clubs website, N/A - Not applicable, No password registered for the Lions Clubs website.

**** - Abbreviation: N - New, IP - Immediate Past, R - Repeat.



Club Health Assessment for District 26 M7 through March 2025

Club Number	Club Name	Charter Date	Status	Membership							Reports					Finance	LCIF
				Current Member Count	YTD Members Added	YTD Members Dropped	YTD Net Growth	YTD Net Growth%	Member Count 12 Months Ago	Avg. length of service for dropped members	Months Since Last MMR ***	Yrs. Since Last Officer Report	President Rotation	Vice President Reported ****	Months Since Last Activity Report ***	Account Balance	Donations for current Fiscal Year
			Number of times on status quo within last two years	If below 15 members appears				If net loss is greater than 20% appears			If no report in 3 months appears in	When more than one year appears in	Number of repeat terms	Notes the officers that do not have an active	If no report at 12 months red		
Clubs more than two years old																	
9916	AUXVASSE	08/07/1950	Active	23	1	3	-2	-8.00%	25	6	5		3	R	SC	7	\$200.00
9922	BRAZITO HONEY CREEK	09/10/1970	Active	32	3	6	-3	-8.57%	33	21	2			N	VP,SC	N/R	
	Exc Award (06/30/2019)																
9923	BRUMLEY	12/21/1972	Active	9	0	0	0	0.00%	9		25	1	None		P,S,T,M,VP SC	24+	90+ Days
9924	CALIFORNIA	01/17/1938	Active	24	0	0	0	0.00%	24		13		None		P,S,T,M,VP SC	24+	90+ Days
9925	CAMDENTON	05/23/1962	Active	4	0	0	0	0.00%	4		17		5		S,T,M,VP,SC	24+	
9928	CHAMOI	11/14/1949	Active	33	2	0	2	6.45%	39		4		2	R		3	
9929	ELDON	11/17/1928	Active	34	0	0	0	0.00%	35		10				M,VP,SC	5	\$1,500.00
51885	FLORENCE	07/02/1991	Active	6	0	0	0	0.00%	7		9		9		P,S,T,M,VP SC	24+	
9930	FREEBURG	09/17/1965	Active	47	3	2	1	2.17%	46	20	1		4	R	M,VP,SC	24+	
9936	HERMANN	08/18/1930	Active	56	4	3	1	1.82%	60	12	0			N	T,SC	24+	\$2,000.00
	Exc Award (06/30/2017, 06/30/2018, 06/30/20)																
9937	HOLTS SUMMIT	09/29/1970	Active	19	1	2	-1	-5.00%	20	1	1			N	M	1	
9939	IBERIA	11/24/1969	Active(1)	10	0	0	0	0.00%	10		13		4	R	M,SC	N/R	90+ Days
9940	JAMESTOWN	03/16/1956	Active	31	14	1	13	72.22%	18	51	1				P,T,M,VP,SC	24+	
36698	JEFFERSON CITY BREAKFAST	03/07/1979	Active	10	0	0	0	0.00%	11		8		5	R	M,VP,SC	24+	90+ Days
	Exc Award (06/30/2018)																
57029	JEFFERSON CITY CAPITAL	06/15/1995	Active	9	0	0	0	0.00%	9		11		12	R	S,M,VP	3	\$100.00
9942	JEFFERSON CITY EVENING	11/10/1970	Active	42	3	5	-2	-4.55%	44	17	1			N		1	\$1,000.00
	Exc Award (06/30/2017)																
9941	JEFFERSON CITY HOST	05/29/1925	Active	125	4	4	0	0.00%	130	9	0			N	SC	1	\$680.00
9944	LAKE OZARK	09/07/1950	Active(1)	11	3	6	-3	-21.43%	14	6	3		2		M,VP,SC	24	
9945	LINN	07/17/1942	Active	50	8	2	6	13.64%	44	47	2			N	P,T,M,SC	N/R	
28100	LOHMAN	03/06/1974	Active	14	0	0	0	0.00%	14		3			IP	P,M,SC	0	\$50.00
	Exc Award (06/30/2019)																



Club Health Assessment for District 26 M7 through March 2025

			Membership								Reports						Finance		LCIF	
Club Number	Club Name	Charter Date		Current Member Count	YTD Members Added	YTD Members Dropped	YTD Net Growth	YTD Net Growth%	Member Count 12 Months Ago	Avg. length of service for dropped members	Months Since Last MMR ***	Yrs. Since Last Officer Report	President Rotation	Vice President Reported ****	Months Since Last Activity Report ***	Account Balance	Donations for current Fiscal Year			
			Number of times on status quo within last two years	If below 15 members appears	If net loss is greater than 20% appears						If no report in 3 months appears in	When more than one year appears in	Number of repeat terms	Notes the officers that do not have appears in an active	If no report at 12 months red					
32611	MILLERSBURG	07/23/1976	Active	24	4	2	2	9.09%	23	10	1		10	R	M,VP,SC	11				
9950	MOKANE	05/11/1950	Active	14	0	0	0	0.00%	14		13	1	None		P,S,T,M,VP SC	24+	90+ Days	\$1,000.00		
9953	NEW BLOOMFIELD	07/06/1950	Active	10	0	0	0	0.00%	11		9		7	R	M,VP,SC	12				
9956	OWENSVILLE	05/08/1947	Active	59	3	1	2	3.51%	60	8	4			N		0	\$4,025.00			
Exc Award (06/30/2017)																				
36802	ROCKY MOUNT	03/30/1979	Active	27	0	1	-1	-3.57%	30	8	3		4	N	SC	3				
Exc Award (06/30/2018)																				
9958	RUSSELLVILLE	10/27/1949	Active(1)	9	0	0	0	0.00%	9		16	1	None		P,S,T,M,VP SC	24+	90+ Days			
9960	STOVER	10/11/1939	Active	4	0	0	0	0.00%	4		24	1	None		P,S,T,M,VP SC	24+	90+ Days			
9966	VERSAILLES	10/08/1937	Active	35	7	4	3	9.38%	32	19	1		2	N	P,M,VP,SC	N/R				
9967	VIENNA	01/26/1951	Active	25	0	0	0	0.00%	25		23		4		T,M,VP,SC	24	90+ Days			
9968	WARDSVILLE	09/10/1964	Active	198	9	8	1	0.51%	197	12	0			N	VP,SC	23				
10313	WARSAW	02/11/1941	Active	33	2	3	-1	-2.94%	34	4	0			IP	M,SC	12				
Exc Award (06/30/2019)																				
9971	WESTPHALIA	08/13/1958	Active	101	0	0	0	0.00%	109		8				P,S,T,M,VP SC	24+				
Current Total Clubs Count	YTD New Clubs Count	YTD Cancelled Clubs Count	YTD Net Club Gain	Current Total Members Count	YTD Add	YTD Drop	YTD Net Growth	YTD Net Growth %	Member Count 12 Months Ago	Average Member Count Per Club	% of Clubs with less than 20 members	% No MMR in 3 Months	% No Officer Report in 12 Months	% of Clubs with balance 90+ days	Number of Clubs in Status Quo	% Status Quo Clubs in Financial Suspension	Number of Cancelled Clubs	Average Cancelled Club Age	Members Lost Due to Cancellation	% of Clubs Cancelled for Non-Financial Reasons
32	0	0	0	1,128	71	53	18	1.62%	1,144	35	41%	63%	13%	25%	0	0%	0	0	0	0%

* - P - Priority Club. Cancellation Reasons: 1-Objectives/conduct, 2-Non-active club, 5-Non-existing club, 6-Disbanding, 7-Merger, 8-Financial Suspension, 9-District/Multiple District Dues.

** - Abbreviation: P-President, S-Secretary, T-Treasurer, M-Member Chairperson, VP-First Vice President, MC-Communications Chairperson, SC-Service Chairperson

*** - Abbreviation: N/R - Never reported using the Lions Clubs website, N/A - Not applicable, No password registered for the Lions Clubs website.

**** - Abbreviation: N - New, IP - Immediate Past, R - Repeat.



Club Health Assessment for District 27 A1 through March 2025

Club Number	Club Name	Charter Date	Status	Membership							Reports					Finance	LCIF
				Current Member Count	YTD Members Added	YTD Members Dropped	YTD Net Growth	YTD Net Growth%	Member Count 12 Months Ago	Avg. length of service for dropped members	Months Since Last MMR ***	Yrs. Since Last Officer Report	President Rotation	Vice President Reported ****	Months Since Last Activity Report ***	Account Balance	Donations for current Fiscal Year
			Number of times on status quo within last two years	If below 15 members appears				If net loss is greater than 20% appears			If no report in 3 months appears in	When more than one year appears in	Number of repeat terms	Notes the officers that do not have an active	If no report at 12 months appears in red		
Clubs more than two years old																	
10320	BIG BEND VERNON L C	06/03/1955	Active	73	1	6	-5	-6.41%	82	21	3			N M	9		\$1,020.00
	Exc Award (06/30/2017, 06/30/2018, 06/30/20																
10321	BURLINGTON	03/09/1950	Active	30	1	1	0	0.00%	32	10	3			N SC	2		\$1,600.00
	Exc Award (06/30/2023, 06/30/2024)																
10322	CALEDONIA	04/21/1967	Active(1)	6	0	0	0	0.00%	6		15		8	R S,M,VP,SC	16		
38898	CAMBRIDGE AREA	09/22/1980	Active	70	3	2	1	1.45%	67	3	0			N	5		\$505.00
10323	CUDAHY	03/29/1950	Active	41	1	3	-2	-4.65%	46	20	0			N SC	24+		\$2,000.00
10324	DELAN	05/16/1938	Active	25	2	1	1	4.17%	24	5	6			N	3		\$1,000.00
10325	DOUSMAN OTTAWA L C	02/10/1965	Active	19	2	2	0	0.00%	20	4	1			R M	2		
146194	Eagle Lioness	06/15/2021	Active	17	1	0	1	6.25%	15		2			N	0		\$350.00
	Exc Award (06/30/2022)																
10326	EAGLE WISCONSIN INC	03/16/1964	Active	10	0	1	-1	-9.09%	9	8	6		None	P,T,M,VP,SC	8		
10327	EAST TROY	12/10/1937	Active	49	3	9	-6	-10.91%	59	10	3			N SC	0		\$555.00
	Exc Award (06/30/2018, 06/30/2022)																
10328	ELKHORN	10/15/1952	Active	41	2	5	-3	-6.82%	43	22	0			N SC	4		\$1,231.00
	Exc Award (06/30/2017)																
40507	FONTANA BIG FOOT	11/18/1981	Active	52	5	4	1	1.96%	50	7	2			IP	12		\$5.00
	Exc Award (06/30/2017)																
10329	FORT ATKINSON	02/28/1930	Active	72	8	3	5	7.46%	71	7	2			N	0		\$50.00
10330	FRANKLIN	10/01/1957	Active	71	14	6	8	12.70%	61	2	1			N	0		\$200.00
	Exc Award (06/30/2022, 06/30/2024)																
47285	FRANKLIN NOON	04/30/1987	Active	21	4	0	4	23.53%	18		4		None	P,M,VP,SC	24+		\$200.00
10331	GENOA CITY	10/18/1960	Active	20	0	2	-2	-9.09%	25	57	0			N	0		\$320.00
	Exc Award (06/30/2016, 06/30/2018, 06/30/20																
77955	GREATER GREENFIELD	12/19/2003	Active	16	4	1	3	23.08%	13	0	4		6	N M,SC	16		\$750.00
10332	GREENDALE	11/10/1955	Active	77	11	0	11	16.67%	67		4		2	N VP	1		
	Exc Award (06/30/2024)																



Club Health Assessment for District 27 A1 through March 2025

			Status	Membership							Reports					Finance		LCIF
Club Number	Club Name	Charter Date		Current Member Count	YTD Members Added	YTD Members Dropped	YTD Net Growth	YTD Net Growth%	Member Count 12 Months Ago	Avg. length of service for dropped members	Months Since Last MMR ***	Yrs. Since Last Officer Report	President Rotation	Vice President Reported ****	Months Since Last Activity Report ***	Account Balance	Donations for current Fiscal Year	
			Number of times on status quo within last two years	If below 15 members appears				If net loss is greater than 20% appears			If no report in 3 months appears in	When more than one year appears in	Number of repeat terms	Notes the officers that do not have an active	If no report at 12 months appears in red			
10333	GREENFIELD	09/10/1957	Active	6	0	0	0	0.00%	6		22		9	R	M,VP,SC	24+		
10334	HALES CORNERS	10/16/1956	Active	52	4	1	3	6.12%	44	7	1		2	R		8	\$2,040.00	
Exc Award (06/30/2016, 06/30/2017, 06/30/20																		
35542	JEFFERSON	05/15/1978	Active	21	1	2	-1	-4.55%	21	2	2		2	R	M	11	90+ Days \$50.00	
Exc Award (06/30/2018, 06/30/2023)																		
10336	KENOSHA GREATER	10/12/1967	Active	14	0	1	-1	-6.67%	15	25	4		2		M,VP,SC	24+	\$100.00	
10335	KENOSHA NOON	12/28/1948	Active	15	3	2	1	7.14%	14	13	0			R		3	\$1,000.00	
Exc Award (06/30/2023)																		
10338	LAKE GENEVA	03/30/1937	Active	74	4	1	3	4.23%	72	4	1			N	M,SC	24+	90+ Days \$2,000.00	
10339	LAKE MILLS	02/17/1970	Active(1)	12	0	0	0	0.00%	12		18		3		S,M,VP,SC	24+	90+ Days	
45772	MILWAUKEE BAY VIEW	02/10/1986	Active	16	2	1	1	6.67%	18	39	2			IP	M,SC	4	\$600.00	
133199	Milwaukee Greater	11/21/2017	Active(1)	9	0	0	0	0.00%	9		4		5	R	M	16		
10342	MUKWONAGO	12/04/1960	Active	40	5	3	2	5.26%	39	6	2			N	P,M,VP	9	\$1,020.00	
Exc Award (06/30/2022)																		
10343	MUSKEGO	02/16/1950	Active	46	2	5	-3	-6.12%	49	6	0			N		0	\$5,060.00	
Exc Award (06/30/2016, 06/30/2017, 06/30/20																		
10344	NEW BERLIN	04/19/1950	Active	57	1	2	-1	-1.72%	59	24	0			N		0	\$3,210.00	
Exc Award (06/30/2016, 06/30/2017)																		
10345	NORTH PRAIRIE	05/26/1950	Active	21	2	1	1	5.00%	20	18	0				M,VP,SC	11		
10346	OAK CREEK	06/10/1958	Active	158	19	19	0	0.00%	156	5	1			N	SC	3	\$30,240.79	
Exc Award (06/30/2016, 06/30/2017, 06/30/20																		
56797	PADDOCK LAKE	04/13/1995	Active	22	1	5	-4	-15.38%	26	7	0		6	N		5	\$800.00	
Exc Award (06/30/2016, 06/30/2018, 06/30/20																		
40862	PALMYRA	02/22/1982	Active	29	2	0	2	7.41%	27		7			N	SC	11	\$1,650.00	
10347	PROSPECT	02/10/1950	Active	38	2	5	-3	-7.32%	39	2	0			N		6	\$1,500.00	
10348	RACINE	11/25/1929	Active	16	2	2	0	0.00%	16	40	2		8		M,VP,SC	12		
39525	SHARON	03/18/1981	Active	28	0	2	-2	-6.67%	27	6	0			N		9	\$1,040.00	
Exc Award (06/30/2018, 06/30/2022, 06/30/20																		



Club Health Assessment for District 27 A1 through March 2025

			Membership								Reports					Finance		LCIF		
Club Number	Club Name	Charter Date		Current Member Count	YTD Members Added	YTD Members Dropped	YTD Net Growth	YTD Net Growth%	Member Count 12 Months Ago	Avg. length of service for dropped members	Months Since Last MMR ***	Yrs. Since Last Officer Report	President Rotation	Vice President Reported ****	Months Since Last Activity Report ***	Account Balance	Donations for current Fiscal Year			
			Number of times on status quo within last two years	If below 15 members appears				If net loss is greater than 20% appears			If no report in 3 months appears in	When more than one year appears in	Number of repeat terms		Notes the officers that do not have an active	If no report at 12 months appears in red				
10350	SOUTH MILWAUKEE	09/13/1937	Active	60	2	7	-5	-7.69%	69	15	0			N	0		\$2,900.00			
Exc Award (06/30/2016, 06/30/2018, 06/30/2020)																				
10349	ST FRANCIS	04/14/1970	Active	23	1	2	-1	-4.17%	24	7	1		2	R SC	6					
10352	TICHIGAN LAKE L C	02/20/1969	Active	121	6	8	-2	-1.63%	124	10	0			N	1					
Exc Award (06/30/2016, 06/30/2017, 06/30/2020)																				
10353	UNION GROVE	02/22/1949	Active	35	0	2	-2	-5.41%	37	15	6			R SC	24+		\$1,000.00			
10354	WALES GENESEE	03/06/1973	Active	29	1	5	-4	-12.12%	30	18	0			R	10		\$374.20			
Exc Award (06/30/2018)																				
10355	WATERFORD	11/06/1960	Active	67	8	1	7	11.67%	62	5	0			N	9		\$1,172.00			
Exc Award (06/30/2022)																				
10356	WAUKESHA	09/28/1937	Active	39	2	1	1	2.63%	38	1	2			N	7		\$200.00			
10358	WEST ALLIS	01/14/1938	Active	20	0	5	-5	-20.00%	26	5	0			N	0		\$20.00			
Exc Award (06/30/2016)																				
31429	WEST ALLIS CENTRAL	12/08/1975	Active	8	0	3	-3	-27.27%	11	16	0		2	R M,SC	11		\$100.00			
Exc Award (06/30/2018, 06/30/2024)																				
10359	WEST MILWAUKEE	10/28/1937	Active	14	0	0	0	0.00%	14		7		13	R SC	24+					
10361	WHITEWATER	02/17/1939	Active	29	3	3	0	0.00%	32	3	2		2	R M,SC	0		\$500.00			
10362	WILLIAMS BAY	08/08/1946	Active	54	2	7	-5	-8.47%	57	7	0			N P,M,VP,SC	2		\$200.00			
Exc Award (06/30/2016, 06/30/2022)																				
148184	Williams Bay Lioness	09/07/2021	Active	16	0	3	-3	-15.79%	18	2	1			N	1		\$2,265.00			
10363	WIND LAKE	03/22/1966	Active	18	0	2	-2	-10.00%	21	34	3		6	VP,SC	2		\$1,200.00			
Current Total Clubs Count	YTD New Clubs Count	YTD Cancelled Clubs Count	YTD Net Club Gain	Current Total Members Count	YTD Add	YTD Drop	YTD Net Growth	YTD Net Growth %	Member Count 12 Months Ago	Average Member Count Per Club	% of Clubs with less than 20 members	% No MMR in 3 Months	% No Officer Report in 12 Months	% of Clubs with balance 90+ days	Number of Clubs in Status Quo	% Status Quo Clubs in Financial Suspension	Number of Cancelled Clubs	Average Cancelled Club Age	Members Lost Due to Cancellation	% of Clubs Cancelled for Non-Financial Reasons
51	0	0	0	1,917	137	147	-10	-0.52%	1,940	38	31%	33%	0%	6%	0	0%	0	0	0	0%



Club Health Assessment for District 27 A1 through March 2025

			Status	Membership							Reports					Finance	LCIF
Club Number	Club Name	Charter Date		Current Member Count	YTD Members Added	YTD Members Dropped	YTD Net Growth	YTD Net Growth%	Member Count 12 Months Ago	Avg. length of service for dropped members	Months Since Last MMR ***	Yrs. Since Last Officer Report	President Rotation	Vice President Reported ****	Months Since Last Activity Report ***	Account Balance	Donations for current Fiscal Year
			Number of times on status quo within last two years	If below 15 members appears				If net loss is greater than 20% appears			If no report in 3 months appears in	When more than one year appears in	Number of repeat terms	Notes the officers that do not have an active	If no report at 12 months appears in red		

* - P - Priority Club. Cancellation Reasons: 1-Objectives/conduct, 2-Non-active club, 5-Non-existing club, 6-Disbanding, 7-Merger, 8-Financial Suspension, 9-District/Multiple District Dues.
** - Abbreviation: P-President, S-Secretary, T-Treasurer, M-Member Chairperson, VP-First Vice President, MC-Communications Chairperson, SC-Service Chairperson
*** - Abbreviation: N/R - Never reported using the Lions Clubs website, N/A - Not applicable, No password registered for the Lions Clubs website.
**** - Abbreviation: N - New, IP - Immediate Past, R - Repeat.



Club Health Assessment for District 27 A2 through March 2025

			Status	Membership							Reports					Finance		LCIF
Club Number	Club Name	Charter Date		Current Member Count	YTD Members Added	YTD Members Dropped	YTD Net Growth	YTD Net Growth%	Member Count 12 Months Ago	Avg. length of service for dropped members	Months Since Last MMR ***	Yrs. Since Last Officer Report	President Rotation	Vice President Reported ****	Months Since Last Activity Report ***	Account Balance	Donations for current Fiscal Year	
			Number of times on status quo within last two years	If below 15 members appears						If net loss is greater than 20% appears	If no report in 3 months appears in	When more than one year appears in	Number of repeat terms	Notes the officers that do not have an active	If no report at 12 months red			
Clubs less than two years old																		
154796	Milwaukee Suburban	06/20/2023	Active	25	2	1	1	4.17%	27	2	1		2	R	M,SC	0		
Clubs more than two years old																		
40746	ALLENTON	01/08/1982	Active	47	3	0	3	6.82%	42		0			N	M,SC	3	\$1,350.00	
36313	ASHIPPUN	12/21/1978	Active	30	2	4	-2	-6.25%	34	8	0		6	R	SC	1		
Exc Award (06/30/2023, 06/30/2024)																		
10365	BEAVER DAM	06/24/1953	Active	32	3	8	-5	-13.51%	36	19	1			N		0		
Exc Award (06/30/2022)																		
10366	BELGIUM	03/16/1953	Active	39	4	1	3	8.33%	40	6	1			R	M,VP,SC	10	\$1,000.00	
10369	BROWNSVILLE	04/13/1965	Active	19	0	0	0	0.00%	18		11	1	None		P,S,T,M,VP SC	10	90+ Days	
10371	CEDARBURG	07/29/1946	Active	89	3	2	1	1.14%	87	22	2			N	SC	1		
44717	CLYMAN	03/18/1985	Active	25	1	0	1	4.17%	25		0		7		P,M,VP,SC	15	\$150.00	
46819	COLUMBUS	01/31/1987	Active	30	1	3	-2	-6.25%	31	14	0				VP,SC	2	\$370.00	
Exc Award (06/30/2023, 06/30/2024)																		
10372	DELAFIELD SUMMIT	07/28/1954	Active	33	6	3	3	10.00%	34	4	2			N	M,SC	19		
10374	FREDONIA	09/12/1973	Active	42	1	1	0	0.00%	43	51	4			R	SC	3		
137629	Glendale	04/22/2019	Active	10	0	0	0	0.00%	12		9		2	N	VP	1		
10377	GRAFTON	06/24/1946	Active	98	12	6	6	6.52%	89	11	0			N		0	\$5,520.00	
Exc Award (06/30/2019, 06/30/2024)																		
10378	HARTFORD	01/27/1939	Active	67	6	5	1	1.52%	66	13	0		2	N		7	\$1,000.00	
43615	HORICON	03/05/1984	Active	16	0	1	-1	-5.88%	18	2	0			N	SC	0	\$600.00	
10380	HUSTISFORD	07/12/1951	Active	22	0	0	0	0.00%	22		2		3		M,VP,SC	3	\$1,000.00	
10381	IRON RIDGE	03/08/1973	Active	10	0	0	0	0.00%	10		10		14	R	VP,SC	0	90+ Days \$200.00	
10382	JUNEAU	05/18/1939	Active	33	2	0	2	6.45%	31		2			N	SC	2	\$40.00	
10383	KEWASKUM	05/20/1970	Active	15	0	0	0	0.00%	15		34		None		P,S,T,M,VP SC	14	90+ Days	
10387	LANNON FALLS	07/01/1946	Active	21	3	5	-2	-8.70%	26	4	1			N	M,SC	5	\$324.00	



Club Health Assessment for District 27 A2 through March 2025

			Status	Membership							Reports					Finance		LCIF
Club Number	Club Name	Charter Date		Current Member Count	YTD Members Added	YTD Members Dropped	YTD Net Growth	YTD Net Growth%	Member Count 12 Months Ago	Avg. length of service for dropped members	Months Since Last MMR ***	Yrs. Since Last Officer Report	President Rotation	Vice President Reported ****	Months Since Last Activity Report ***	Account Balance	Donations for current Fiscal Year	
			Number of times on status quo within last two years	If below 15 members appears				If net loss is greater than 20% appears			If no report in 3 months appears in	When more than one year appears in	Number of repeat terms	Notes the officers that do not have an active	If no report at 12 months appears in red			
42174	LEBANON	01/31/1983	Active	21	0	0	0	0.00%	21		9			N	P,T,M,VP,SC	10	\$1,500.00	
10385	LOMIRA	09/26/1944	Active	45	0	3	-3	-6.25%	48	18	0			N	M,SC	2		
10386	MAYVILLE	01/26/1954	Active	21	0	0	0	0.00%	19		2			N	P,M,SC	3	\$500.00	
65346	NEOSHO-RUBICON	05/15/2002	Active	12	1	0	1	9.09%	11		2				M,VP,SC	10		
45671	NEWBURG	01/31/1986	Active	10	1	1	0	0.00%	13	8	0		13		P,T,M,VP,SC	18		
10392	OCONOMOWOC	10/26/1938	Active	32	2	1	1	3.23%	30	43	0			N	P,VP,SC	17	\$120.00	
10393	OKAUCHEE	04/14/1950	Active	38	8	1	7	22.58%	47	1	2		3	R	SC	9	90+ Days \$1,000.00	
Exc Award (06/30/2018, 06/30/2023)																		
10395	PORT WASHINGTON	01/20/1971	Active	58	2	6	-4	-6.45%	60	23	1			N	M,SC	12	\$597.72	
10396	RICHFIELD	01/16/1950	Active	54	0	2	-2	-3.57%	60	6	3		3	N		3	\$1,000.00	
Exc Award (06/30/2024)																		
60177	SAUKVILLE	12/15/1997	Active	20	2	0	2	11.11%	18		6				M,VP,SC	8		
10379	STONE BANK	11/18/1931	Active	9	1	1	0	0.00%	11	3	2		3	R	M,SC	16		
10398	SUSSEX	02/02/1939	Active	66	6	3	3	4.76%	64	14	0		2	R	VP,SC	0		
32003	THERESA	04/12/1976	Active	35	0	0	0	0.00%	30		6			N	M,SC	3	\$2,000.00	
10399	THIENSVILLE MEQUON	04/13/1950	Active	45	3	2	1	2.27%	44	6	0			N		2		
10401	WATERTOWN	03/28/1930	Active	42	1	7	-6	-12.50%	51	34	1		None		P,M,VP,SC	8	\$2,000.00	
10402	WAUPUN	11/28/1962	Active	24	2	1	1	4.35%	22	11	1			N	P,T,M,VP,SC	4		
10403	WAUWATOSA	04/05/1938	Active	15	1	7	-6	-28.57%	21	23	5				VP,SC	15		
10405	WEST BEND	07/19/1960	Active	25	1	0	1	4.17%	16		9		6		VP,SC	12	\$1,000.00	
78437	WEST BEND LIONESS	03/05/2004	Cancelled(6*)	0	0	0	0	0.00%	8		9	1	None		P,S,T,M,VP SC	12		
Exc Award (06/30/2023)																		



Club Health Assessment for District 27 A2 through March 2025

INTERNATIONAL

Club Number	Club Name	Charter Date	Status		Membership								Reports					Finance		LCIF																																																																																																																																																																																																																																																																																																																																																																																																																																																																																																																																																																																																																																																																																																																																																																																																																																																																																																																																																																																																																																																																																																																																																																																																																																																																																																											
					Current Member Count	YTD Members Added	YTD Members Dropped	YTD Net Growth	YTD Net Growth%	Member Count 12 Months Ago	Avg. length of service for dropped members	Months Since Last MMR ***	Yrs. Since Last Officer Report	President Rotation	Vice President Reported ****	Months Since Last Activity Report ***	Account Balance	Donations for current Fiscal Year																																																																																																																																																																																																																																																																																																																																																																																																																																																																																																																																																																																																																																																																																																																																																																																																																																																																																																																																																																																																																																																																																																																																																																																																																																																																																																													
							Number of times on status quo within last two years			If below 15 members appears					If net loss is greater than 20% appears																																																																																																																																																																																																																																																																																																																																																																																																																																																																																																																																																																																																																																																																																																																																																																																																																																																																																																																																																																																																																																																																																																																																																																																																																																																																																																																

* - P - Priority Club. Cancellation Reasons: 1-Objectives/conduct, 2-Non-active club, 5-Non-existing club, 6-Disbanding, 7-Merger, 8-Financial Suspension, 9-District/Multiple District Dues.

** - Abbreviation: P-President, S-Secretary, T-Treasurer, M-Member Chairperson, VP-First Vice President, MC-Communications Chairperson, SC-Service Chairperson

*** - Abbreviation: N/R - Never reported using the Lions Clubs website, N/A - Not applicable, No password registered for the Lions Clubs website.

**** - Abbreviation: N - New, IP - Immediate Past, R - Repeat.



Club Health Assessment for District 27 B1 through March 2025

			Status	Membership							Reports					Finance		LCIF
Club Number	Club Name	Charter Date		Current Member Count	YTD Members Added	YTD Members Dropped	YTD Net Growth	YTD Net Growth%	Member Count 12 Months Ago	Avg. length of service for dropped members	Months Since Last MMR ***	Yrs. Since Last Officer Report	President Rotation	Vice President Reported ****	Months Since Last Activity Report ***	Account Balance	Donations for current Fiscal Year	
			Number of times on status quo within last two years	If below 15 members appears				If net loss is greater than 20% appears			If no report in 3 months appears in	When more than one year appears in	Number of repeat terms	Notes the officers that do not have an active	If no report at 12 months appears in red			
Clubs less than two years old																		
154429	Markesan Grand River	06/02/2023	Active(1)	12	18	29	-11	-47.83%	24	5	1			N	0		\$290.00	
Exc Award (06/30/2023)																		
Clubs more than two years old																		
30502	ADELL	04/07/1975	Active	8	0	0	0	0.00%	8		13		4	R	M	9	\$100.00	
Exc Award (06/30/2023)																		
36105	AMSTERDAM L C	10/03/1978	Active	10	0	0	0	0.00%	10		5		8	R		0		
10407	APPLETON EVENING	12/03/1963	Active	8	0	0	0	0.00%	8		9			N	P,M,VP,SC	9		
Exc Award (06/30/2023)																		
10406	APPLETON NOON	03/01/1922	Active	45	2	3	-1	-2.17%	52	3	0			N	T	0	\$115.00	
Exc Award (06/30/2016, 06/30/2023)																		
10408	BERLIN	06/13/1940	Active	27	2	0	2	8.00%	25		1			N	M,SC	0		
65278	BRANDON	04/26/2002	Active	7	12	12	0	0.00%	7	4	2		2	R	P,M,VP,SC	8		
Exc Award (06/30/2020, 06/30/2021)																		
10410	BRILLION	06/10/1929	Active	22	0	1	-1	-4.35%	21	2	7			N		6		
Exc Award (06/30/2023)																		
31742	BUTTE DES MORTS	02/27/1976	Active	19	0	0	0	0.00%	19		23				T,M,VP,SC	23		
10411	CAMPBELLSPORT	07/23/1931	Active	39	1	7	-6	-13.33%	45	5	2		2	R	M,SC	23		
32208	CASCADE	05/12/1976	Active	20	0	0	0	0.00%	20		13		5	R	M,SC	8		
10412	CHILTON	02/12/1973	Active	40	1	2	-1	-2.44%	41	29	1			N	T,M,VP,SC	1	\$10.00	
Exc Award (06/30/2024)																		
10413	CLEVELAND	06/04/1963	Active	30	1	3	-2	-6.25%	30	12	3			N	T,VP	0	\$200.00	
Exc Award (06/30/2024)																		
10414	COLOMA	05/30/1972	Active	26	1	1	0	0.00%	28	12	2			IP	M	0	\$250.00	
31743	EDEN	02/24/1976	Active	32	2	13	-11	-25.58%	43	19	0			R	SC	1		
45322	ELDORADO	08/26/1985	Active	24	0	0	0	0.00%	24		12			IP	T,VP	1	\$125.00	
10415	ELKHART LAKE	06/14/1971	Active	42	0	5	-5	-10.64%	47	25	1		3	IP	M,SC	1	\$2,000.00	



Club Health Assessment for District 27 B1 through March 2025

			Status	Membership							Reports					Finance		LCIF
Club Number	Club Name	Charter Date		Current Member Count	YTD Members Added	YTD Members Dropped	YTD Net Growth	YTD Net Growth%	Member Count 12 Months Ago	Avg. length of service for dropped members	Months Since Last MMR ***	Yrs. Since Last Officer Report	President Rotation	Vice President Reported ****	Months Since Last Activity Report ***	Account Balance	Donations for current Fiscal Year	
			Number of times on status quo within last two years	If below 15 members appears					If net loss is greater than 20% appears			If no report in 3 months appears in	When more than one year appears in	Number of repeat terms	Notes the officers that do not have an active	If no report at 12 months appears in red		
10416	ENDEAVOR	10/26/1955	Active	23	2	1	1	4.55%	22	3	0		9	M,VP	1			
10417	Fairwater	01/06/1964	Active(1)	11	11	0	11	100.00%	0		1		2	N	0		\$10.00	
Exc Award (06/30/2017)																		
10419	FOND DU LAC EVENING	06/05/1973	Active	22	1	0	1	4.76%	21		4			N	M	0	\$1,020.00	
10420	FRANCIS CREEK	08/15/1962	Active	20	2	1	1	5.26%	19	2	1			N		1	\$410.00	
Exc Award (06/30/2023)																		
10422	HANCOCK	10/26/1970	Active	13	0	0	0	0.00%	13		0		2	R		4		
10423	HILBERT	01/04/1974	Active	22	1	1	0	0.00%	22	3	0		5	N	P,M,VP	4		
Exc Award (06/30/2023)																		
10424	HOWARDS GROVE	06/27/1973	Active	14	2	0	2	16.67%	13		2				P,M,VP,SC	1	\$10.00	
10425	KIEL	05/11/1966	Active	36	2	2	0	0.00%	35	7	0			N	SC	0	\$10.00	
Exc Award (06/30/2023)																		
10426	KINGSTON	02/07/1963	Active	28	0	0	0	0.00%	29		0		2	R	P,M,VP,SC	6		
29208	LARSEN-WINCHESTER	04/30/1974	Active	70	12	4	8	12.90%	63	8	2			N	M	0	\$4,100.00	
Exc Award (06/30/2023, 06/30/2024)																		
10428	MANITOWOC	01/10/1922	Active	31	3	2	1	3.33%	31	21	0			N	M	0	\$10.00	
Exc Award (06/30/2021, 06/30/2023)																		
10429	MARIBEL	01/21/1965	Active	28	4	1	3	12.00%	27	28	0			N	SC	0		
10430	MARKESAN	08/23/1965	Active	12	1	3	-2	-14.29%	15	13	3				M,VP,SC	0	90+ Days \$100.00	
Exc Award (06/30/2018, 06/30/2019, 06/30/2020)																		
10432	MISHICOT	01/09/1946	Active	26	1	0	1	4.00%	25		7			IP	SC	1	\$190.00	
Exc Award (06/30/2022, 06/30/2024)																		
10434	MONTELLO	12/03/1964	Active	17	2	4	-2	-10.53%	15	2	1			N	M,SC	0		
Exc Award (06/30/2023)																		
10435	NEENAH	03/23/1936	Active	12	2	1	1	9.09%	11	6	6			N	M,SC	22		
29107	NESHKORO	04/17/1974	Active	38	0	3	-3	-7.32%	41	14	3		2	R	SC	2		
10436	NEW HOLSTEIN	04/09/1970	Active	49	3	3	0	0.00%	49	7	2		2	R		0	\$90.00	
31249	NEWTON	10/23/1975	Active	13	0	1	-1	-7.14%	14	26	5		2	R	VP,SC	5	\$100.00	



Club Health Assessment for District 27 B1 through March 2025

			Status	Membership							Reports					Finance		LCIF
Club Number	Club Name	Charter Date		Current Member Count	YTD Members Added	YTD Members Dropped	YTD Net Growth	YTD Net Growth%	Member Count 12 Months Ago	Avg. length of service for dropped members	Months Since Last MMR ***	Yrs. Since Last Officer Report	President Rotation	Vice President Reported ****	Months Since Last Activity Report ***	Account Balance	Donations for current Fiscal Year	
			Number of times on status quo within last two years	If below 15 members appears			If net loss is greater than 20% appears			If no report in 3 months appears in			When more than one year appears in	Number of repeat terms	Notes the officers that do not have an active	If no report at 12 months appears in red		
Exc Award (06/30/2023)																		
10437	OAKFIELD	12/06/1966	Active	31	0	0	0	0.00%	31		12			N SC	0			
10545	OXFORD	06/13/1955	Active	40	2	4	-2	-4.76%	42	6	1			R	0			
39867	PICKETT	05/13/1981	Active	31	2	2	0	0.00%	33	9	4			N	4			
Exc Award (06/30/2023)																		
10440	PLAINFIELD	02/25/1957	Active	16	0	0	0	0.00%	16		4			N M,VP,SC	11		\$1,000.00	
10441	PLYMOUTH	04/02/1964	Active	68	1	1	0	0.00%	70	3	2			M,VP,SC	1		\$2,000.00	
Exc Award (06/30/2023)																		
118172	POY SIPPI	10/30/2012	Active	12	0	4	-4	-25.00%	18	5	3			N	6			
10443	PRINCETON	11/22/1949	Active	23	2	2	0	0.00%	23	14	2			N M,SC	0		\$250.00	
10444	RANDOM LAKE	12/12/1951	Active	16	0	6	-6	-27.27%	22	10	0		5	R	0			
10445	RED GRANITE	07/12/1955	Active	7	2	4	-2	-22.22%	9	6	1		8	R M,SC	23	90+ Days		
10446	REEDSVILLE	09/02/1938	Active	9	0	0	0	0.00%	9		9			N M,SC	1			
10447	RIPON	12/07/1955	Active	14	1	0	1	7.69%	13		8		2	R S,M,VP,SC	3		\$350.00	
10448	ROSENDALE	01/15/1968	Active	35	0	2	-2	-5.41%	37	28	0		3	N P,T,M,VP	1		\$835.00	
10450	SHEBOYGAN EVENING	01/30/1922	Active	16	1	1	0	0.00%	16	0	7			N	0		\$1,000.00	
Exc Award (06/30/2016, 06/30/2023)																		
10451	SHEBOYGAN FALLS	09/16/1952	Active	54	0	2	-2	-3.57%	54	3	2			N M,SC	0		\$1,000.00	
Exc Award (06/30/2023, 06/30/2024)																		
10452	SHEBOYGAN NOON	11/12/1968	Active	32	4	4	0	0.00%	32	10	0			VP,SC	8		\$10.00	
Exc Award (06/30/2022, 06/30/2023)																		
10453	SHERWOOD	04/17/1968	Active	56	3	1	2	3.70%	53	2	3			N P,M	0			
Exc Award (06/30/2023)																		
10449	ST NAZIANZ	06/11/1952	Active	18	0	0	0	0.00%	18		12		2	R SC	5		\$250.00	
32926	ST PETER	11/04/1976	Active	62	0	1	-1	-1.59%	64	48	2			N	0		\$1,100.00	
Exc Award (06/30/2023)																		
29108	STOCKBRIDGE	04/03/1974	Active	38	2	1	1	2.70%	38	12	0			N SC	1		\$1,060.00	
Exc Award (06/30/2023)																		



Club Health Assessment for District 27 B1 through March 2025

			Membership								Reports				Finance		LCIF			
Club Number	Club Name	Charter Date		Current Member Count	YTD Members Added	YTD Members Dropped	YTD Net Growth	YTD Net Growth%	Member Count 12 Months Ago	Avg. length of service for dropped members	Months Since Last MMR ***	Yrs. Since Last Officer Report	President Rotation	Vice President Reported ****	Months Since Last Activity Report ***	Account Balance	Donations for current Fiscal Year			
			Number of times on status quo within last two years	If below 15 members appears				If net loss is greater than 20% appears			If no report in 3 months appears in	When more than one year appears in	Number of repeat terms	Notes the officers that do not have an active	If no report at 12 months appears in red					
67478	TOWN OF SHEBOYGAN	03/18/2003	Active	33	0	1	-1	-2.94%	34	20	0			N	SC	0		\$550.00		
Exc Award (06/30/2021, 06/30/2022, 06/30/2024)																				
10455	VALDERS	09/14/1938	Active	29	2	4	-2	-6.45%	29	12	1			N	P,M,VP,SC	0		\$10.00		
Exc Award (06/30/2022, 06/30/2024)																				
33832	VAN DYNE	05/06/1977	Active	74	5	2	3	4.23%	71	11	0			N	SC	0		\$4,171.00		
Exc Award (06/30/2017, 06/30/2019, 06/30/2024)																				
45879	WALDO	03/24/1986	Active	15	1	0	1	7.14%	13		0		3	R	M,VP,SC	2				
Exc Award (06/30/2023)																				
10457	WAYSIDE MORRISON	03/09/1951	Active	28	1	2	-1	-3.45%	30	13	0			N	SC	0				
Exc Award (06/30/2023)																				
10458	WESTFIELD	03/06/1969	Active	34	2	0	2	6.25%	32		2			N	M,SC	0		\$10.00		
Exc Award (06/30/2023, 06/30/2024)																				
10459	WHELEAW	04/12/1965	Active	18	0	2	-2	-10.00%	20	27	2				T,M,VP,SC	1				
Exc Award (06/30/2023)																				
10460	WILD ROSE	11/24/1952	Active	29	1	2	-1	-3.33%	31	4	1		3	N	M	0		\$20.00		
Exc Award (06/30/2023)																				
10461	WINNEBAGO EAST SHORE	01/11/1961	Active	61	1	0	1	1.67%	59		0			N		1				
Exc Award (06/30/2023)																				
Current Total Clubs Count	YTD New Clubs Count	YTD Cancelled Clubs Count	YTD Net Club Gain	Current Total Members Count	YTD Add	YTD Drop	YTD Net Growth	YTD Net Growth %	Member Count 12 Months Ago	Average Member Count Per Club	% of Clubs with less than 20 members	% No MMR in 3 Months	% No Officer Report in 12 Months	% of Clubs with balance 90+ days	Number of Clubs in Status Quo	% Status Quo Clubs in Financial Suspension	Number of Cancelled Clubs	Average Cancelled Club Age	Members Lost Due to Cancellation	% of Clubs Cancelled for Non-Financial Reasons
64	0	0	0	1,795	122	151	-29	-1.59%	1,834	28	36%	36%	0%	3%	0	0%	0	0	0	0%

* - P - Priority Club. Cancellation Reasons: 1-Objectives/conduct, 2-Non-active club, 5-Non-existing club, 6-Disbanding, 7-Merger, 8-Financial Suspension, 9-District/Multiple District Dues.

** - Abbreviation: P-President, S-Secretary, T-Treasurer, M-Member Chairperson, VP-First Vice President, MC-Communications Chairperson, SC-Service Chairperson

*** - Abbreviation: N/R - Never reported using the Lions Clubs website, N/A - Not applicable, No password registered for the Lions Clubs website.

**** - Abbreviation: N - New, IP - Immediate Past, R - Repeat.



Club Health Assessment for District 27 B2 through March 2025

			Status	Membership							Reports					Finance	LCIF
Club Number	Club Name	Charter Date		Current Member Count	YTD Members Added	YTD Members Dropped	YTD Net Growth	YTD Net Growth%	Member Count 12 Months Ago	Avg. length of service for dropped members	Months Since Last MMR ***	Yrs. Since Last Officer Report	President Rotation	Vice President Reported ****	Months Since Last Activity Report ***	Account Balance	Donations for current Fiscal Year
			Number of times on status quo within last two years	If below 15 members appears					If net loss is greater than 20% appears			If no report in 3 months appears in	When more than one year appears in	Number of repeat terms	Notes the officers that do not have an active red	If no report at 12 months red	
Clubs more than two years old																	
10462	ALGOMA	10/27/1952	Active	23	1	0	1	4.55%	21		6		2	R	M	0	\$10.00
Exc Award (06/30/2024)																	
126768	ALLOUEZ	02/23/2016	Active	12	0	0	0	0.00%	12		0			N	SC	0	\$770.00
10463	ANTIGO	11/13/1948	Active	19	0	1	-1	-5.00%	20	34	3		3	N	P,M,SC	24	
30234	ASHWAUBENON	02/17/1975	Active	22	1	2	-1	-4.35%	23	17	0			N		0	\$16,000.00
10465	BEAR CREEK	03/06/1973	Active	73	3	1	2	2.82%	78	43	4			N	M,SC	0	\$1,070.00
56505	BELLEVUE	02/03/1995	Active	38	3	0	3	8.57%	34		0			N	VP,SC	0	\$2,000.00
Exc Award (06/30/2023)																	
10466	BIRNAMWOOD	01/28/1931	Active	14	1	0	1	7.69%	13		0			N	SC	1	
10467	BLACK CREEK	12/13/1967	Active(1)	4	0	10	-10	-71.43%	14	10	5		4		S,M,VP,SC	24+	90+ Days
10468	BONDUEL	11/16/1950	Active	26	1	1	0	0.00%	27	3	2			N	M,VP,SC	2	
10469	BRUSSELS	03/31/1960	Active	49	1	2	-1	-2.00%	52	6	0			N		0	\$1,000.00
Exc Award (06/30/2018, 06/30/2020, 06/30/2021)																	
46999	CAROLINE	03/02/1987	Active	49	0	1	-1	-2.00%	49	28	3		None		P,T,M,VP,SC	0	\$500.00
30503	CASCO	04/10/1975	Active	41	2	0	2	5.13%	39		4			N	SC	2	
10471	CLINTONVILLE	07/23/1924	Active	16	0	0	0	0.00%	15		6		3	N	SC	24	
10472	COLEMAN POUND	09/12/1951	Active	28	0	0	0	0.00%	28		0		None		P,S,T,M,VP SC	24+	90+ Days
10473	CRANDON	02/18/1946	Active	7	0	2	-2	-22.22%	9	39	0		None		P,S,T,M,VP SC	24+	90+ Days
10474	CRIVITZ	02/27/1951	Active	23	0	0	0	0.00%	23		0			N	SC	9	\$500.00
10476	DE PERE	03/25/1969	Active	15	0	0	0	0.00%	14		0			N	SC	0	\$1,050.00
10475	DENMARK	11/17/1955	Active	57	0	7	-7	-10.94%	68	30	2				VP	0	\$820.00
Exc Award (06/30/2023)																	
10477	DYCKESVILLE	05/27/1970	Active	27	3	4	-1	-3.57%	28	5	4		3	R		5	\$1,000.00
10478	EGG HARBOR	10/25/1956	Active	10	0	1	-1	-9.09%	13	10	7		14	N	M,SC	16	
64477	EMBARRASS RIVER	06/30/2001	Active	14	2	0	2	16.67%	12		4			N	S,T,M,VP,SC	2	



Club Health Assessment for District 27 B2 through March 2025

			Status	Membership							Reports					Finance		LCIF
Club Number	Club Name	Charter Date		Current Member Count	YTD Members Added	YTD Members Dropped	YTD Net Growth	YTD Net Growth%	Member Count 12 Months Ago	Avg. length of service for dropped members	Months Since Last MMR ***	Yrs. Since Last Officer Report	President Rotation	Vice President Reported ****	Months Since Last Activity Report ***	Account Balance	Donations for current Fiscal Year	
			Number of times on status quo within last two years	If below 15 members appears				If net loss is greater than 20% appears			If no report in 3 months appears in	When more than one year appears in	Number of repeat terms	Notes the officers that do not have an active	If no report at 12 months appears in red			
10480	FORESTVILLE MAPLEWOOD	03/26/1963	Active	21	0	2	-2	-8.70%	24	19	4		7	VP,SC	0		\$1,000.00	
Exc Award (06/30/2022)																		
57639	FOX RIVER	12/18/1995	Active	11	0	0	0	0.00%	13		1			M,VP	0			
32794	FREEDOM	10/14/1976	Active	65	1	2	-1	-1.52%	66	28	4			N	P,T,M,SC	15		
10481	GILLETT	02/09/1951	Active	17	0	0	0	0.00%	17		6		8	R	P,SC	9		
47139	GOODMAN ARMSTRONG CREEK	04/01/1987	Active	26	2	0	2	8.33%	25		5		9	T,M,VP,SC	3		\$100.00	
34087	GRAND CHUTE L C	06/20/1977	Active	67	2	0	2	3.08%	69		0			N	SC	0	\$1,580.00	
Exc Award (06/30/2023, 06/30/2024)																		
10486	GREENVILLE	09/17/1973	Active	83	1	5	-4	-4.60%	85	23	2			N		0	\$2,000.00	
Exc Award (06/30/2024)																		
145594	Greenville Lioness	06/11/2021	Active	60	5	1	4	7.14%	58	3	0		None	N	P,SC	1	\$1,000.00	
Exc Award (06/30/2022, 06/30/2023)																		
10487	GRESHAM	03/11/1953	Active	24	1	3	-2	-7.69%	26	13	0			N	P,M,SC	2	\$1,100.00	
133949	Heart of the Valley	04/24/2018	Active	18	2	1	1	5.88%	17	7	2			N	M,SC	0		
Exc Award (06/30/2019)																		
10488	HORTONVILLE	11/01/1963	Active	34	0	0	0	0.00%	36		10			N	P,SC	24+		
33310	HOWARD-SUAMICO L C	02/18/1977	Active	35	0	0	0	0.00%	35		5		2	R		1	\$3,420.00	
Exc Award (06/30/2024)																		
10489	HY LAND LAKES L C	11/19/1964	Active	9	0	0	0	0.00%	9		21			R	VP,SC	0	\$100.00	
10490	IOLA	11/30/1948	Active	51	2	4	-2	-3.77%	56	14	5			N	S,SC	17	90+ Days	
10491	KAUKAUNA	05/12/1936	Active	71	1	3	-2	-2.74%	80	23	1			N	SC	0	\$20.00	
10492	KEWAUNEE	04/28/1953	Active	18	6	0	6	50.00%	12		6		2	R	VP,SC	19	\$1,000.00	
10493	LAONA	03/02/1951	Active	18	0	0	0	0.00%	18		4		3	N	M,SC	19		
10494	LENA	03/24/1971	Active	24	0	4	-4	-14.29%	28	14	1			N	SC	22		
44825	LUXEMBURG	04/05/1985	Active	20	2	3	-1	-4.76%	21	13	0		4	R	M,VP,SC	6		
10496	MANAWA	06/28/1929	Active	33	3	1	2	6.45%	33	32	5			N	M,SC	0	\$885.00	
Exc Award (06/30/2023)																		



Club Health Assessment for District 27 B2 through March 2025

Club Number	Club Name	Charter Date	Status	Membership							Reports					Finance	LCIF
				Current Member Count	YTD Members Added	YTD Members Dropped	YTD Net Growth	YTD Net Growth%	Member Count 12 Months Ago	Avg. length of service for dropped members	Months Since Last MMR ***	Yrs. Since Last Officer Report	President Rotation	Vice President Reported ****	Months Since Last Activity Report ***	Account Balance	Donations for current Fiscal Year
			Number of times on status quo within last two years	If below 15 members appears				If net loss is greater than 20% appears			If no report in 3 months appears	When more than one year appears in	Number of repeat terms	Notes the officers that do not have an active	If no report at 12 months red		
10497	MARINETTE	01/20/1930	Active	24	2	1	1	4.35%	22	0	0		2	N	SC	0	\$520.00
10498	MARION	04/10/1962	Active	28	1	2	-1	-3.45%	30	11	0		2	N	VP,SC	3	\$1,000.00
10495	MC CASLIN L C	01/09/1973	Active	49	2	20	-18	-26.87%	67	8	3			N		1	\$1,000.00
10499	MEDINA DALE READFIELD	08/16/1966	Active	19	0	0	0	0.00%	15		9		5	N		24	\$600.00
58322	MOUNTAIN CROOKED LAKE	05/24/1996	Active	40	3	3	0	0.00%	40	4	2		2	R	SC	0	
10500	NEW LONDON	01/22/1924	Active	27	0	0	0	0.00%	29		9			N		0	\$1,500.00
Exc Award (06/30/2024)																	
10501	NIAGARA	11/15/1966	Active	47	2	3	-1	-2.08%	50	2	1		3	N	SC	0	\$500.00
Exc Award (06/30/2019)																	
10502	OCONTO	06/07/1954	Active	15	2	3	-1	-6.25%	16	19	4		2	R		2	\$1,000.00
43865	OCONTO FALLS	05/18/1984	Active	30	2	4	-2	-6.25%	30	15	1			N	SC	0	
145597	Oconto Falls Lioness	03/17/2021	Active	21	0	2	-2	-8.70%	21	1	2		2	N	M,VP,SC	0	
46820	PEARSON-PICKEREL	01/27/1987	Active	23	7	7	0	0.00%	20	9	0		2	N	M	2	\$200.00
10503	PESHTIGO	10/28/1937	Active	38	4	4	0	0.00%	39	34	3			R		0	
10504	PULASKI	09/26/1967	Active	22	0	6	-6	-21.43%	28	16	0		3		M,VP,SC	0	\$1,000.00
10505	SEYMOUR	03/19/1963	Active	53	2	4	-2	-3.64%	55	18	7				VP,SC	2	
10507	SHAWANO LAKE	04/14/1964	Active	22	6	4	2	10.00%	20	8	2		2		P,M,VP,SC	17	\$550.00
10508	SHIOCTON	05/16/1966	Active	26	8	1	7	36.84%	20	5	1			N	SC	0	\$200.00
10509	SISTER BAY	05/14/1952	Active	51	1	3	-2	-3.77%	53	22	2			N	SC	1	\$1,000.00
10510	STURGEON BAY	05/17/1929	Active	41	4	4	0	0.00%	41	12	1			N	SC	0	\$100.00
Exc Award (06/30/2023)																	
28224	SURING	03/28/1974	Active	16	1	3	-2	-11.11%	15	23	2		10	R	P,M,VP,SC	3	
10511	TIGERTON	08/17/1948	Active	19	1	0	1	5.56%	18		6			N	P,T,M,SC	3	
10512	WABENO	12/07/1928	Active	60	2	4	-2	-3.23%	63	9	4			N	M,SC	3	\$200.00
10513	WASHINGTON ISLAND	01/29/1935	Active	58	2	0	2	3.57%	57		7			N	VP,SC	0	
10514	WAUPACA	03/30/1925	Active	26	0	0	0	0.00%	29		7			N	M,VP,SC	1	\$3,100.00



Club Health Assessment for District 27 B2 through March 2025

			Status		Membership							Reports					Finance		LCIF	
Club Number	Club Name	Charter Date			Current Member Count	YTD Members Added	YTD Members Dropped	YTD Net Growth	YTD Net Growth%	Member Count 12 Months Ago	Avg. length of service for dropped members	Months Since Last MMR ***	Yrs. Since Last Officer Report	President Rotation	Vice President Reported ****	Months Since Last Activity Report ***	Account Balance	Donations for current Fiscal Year		
			Number of times on status quo within last two years		If below 15 members appears				If net loss is greater than 20% appears			If no report in 3 months appears in	When more than one year appears in	Number of repeat terms		Notes the officers that do not have an active	If no report at 12 months appears in red			
10515	WAUSAUKEE	09/04/1958	Active		25	0	0	0	0.00%	25		1		2	R	M,VP,SC	13			
10516	WEYAUWEGA FREMONT	04/02/1928	Active		6	0	0	0	0.00%	6		25		None		P,S,T,M,VP SC	24+			
10518	WITTENBERG	01/24/1951	Active		13	1	2	-1	-7.14%	14	1	6			N	M,SC	0			
Current Total Clubs Count	YTD New Clubs Count	YTD Cancelled Clubs Count	YTD Net Club Gain	Current Total Members Count	YTD Add	YTD Drop	YTD Net Growth	YTD Net Growth %	Member Count 12 Months Ago	Average Member Count Per Club	% of Clubs with less than 20 members	% No MMR in 3 Months	% No Officer Report in 12 Months	% of Clubs with balance 90+ days	Number of Clubs in Status Quo	% Status Quo Clubs in Financial Suspension	Number of Cancelled Clubs	Average Cancelled Club Age	Members Lost Due to Cancellation	% of Clubs Cancelled for Non-Financial Reasons
67	0	0	0	2,071	99	141	-42	-1.99%	2,143	31	31%	49%	0%	6%	0	0%	0	0	0	0%

* - P - Priority Club. Cancellation Reasons: 1-Objectives/conduct, 2-Non-active club, 5-Non-existing club, 6-Disbanding, 7-Merger, 8-Financial Suspension, 9-District/Multiple District Dues.

** - Abbreviation: P-President, S-Secretary, T-Treasurer, M-Member Chairperson, VP-First Vice President, MC-Communications Chairperson, SC-Service Chairperson

*** - Abbreviation: N/R - Never reported using the Lions Clubs website, N/A - Not applicable, No password registered for the Lions Clubs website.

**** - Abbreviation: N - New, IP - Immediate Past, R - Repeat.



Club Health Assessment for District 27 C1 through March 2025

Club Number	Club Name	Charter Date	Status	Membership							Reports					Finance	LCIF
				Current Member Count	YTD Members Added	YTD Members Dropped	YTD Net Growth	YTD Net Growth%	Member Count 12 Months Ago	Avg. length of service for dropped members	Months Since Last MMR ***	Yrs. Since Last Officer Report	President Rotation	Vice President Reported ****	Months Since Last Activity Report ***	Account Balance	Donations for current Fiscal Year
			Number of times on status quo within last two years	If below 15 members appears				If net loss is greater than 20% appears			If no report in 3 months appears in	When more than one year appears in	Number of repeat terms	Notes the officers that do not have an active	If no report at 12 months red		
Clubs more than two years old																	
10520	ABBOTSFORD	05/01/1968	Active	34	0	4	-4	-10.53%	40	30	2		2	R	VP,SC	2	\$200.00
10522	ALMOND	01/30/1951	Active	27	0	0	0	0.00%	27		11		4	R	P,T,M,VP,SC	24+	
31333	ARNOTT	11/17/1975	Active	33	3	0	3	10.00%	30		8		3		M,VP,SC	24+	
10524	ARPIN	03/06/1973	Active(1)	13	0	0	0	0.00%	13		16		5	R	T,M,VP,SC	24+	90+ Days
132563	Athens	09/19/2017	Active	29	4	2	2	7.41%	25	2	6		2	R	M,VP,SC	24+	
10526	AUBURNDALE	05/15/1967	Active	27	1	3	-2	-6.90%	29	35	1			N	T,M,SC	22	
41324	BANCROFT	05/04/1982	Active	32	2	2	0	0.00%	32	10	1		3		M,VP,SC	10	\$50.00
45360	BERLIN-HAMBURG TOWNSHIP & AREA	09/23/1985	Active	29	0	2	-2	-6.45%	32	31	0			N	SC	0	\$250.00
43078	BEVENT	10/26/1983	Active	32	0	1	-1	-3.03%	33	2	4				M,VP,SC	8	
33311	CASTLE ROCK L C	02/03/1977	Active	44	0	0	0	0.00%	44		0			R	M,VP,SC	13	\$60.00
10529	COLBY	01/22/1963	Active	36	0	0	0	0.00%	37		10		2		M,VP,SC	24+	\$50.00
39012	CURTISS	10/31/1980	Active	22	0	2	-2	-8.33%	24	23	1			N	SC	3	
Exc Award (06/30/2018)																	
10527	DORCHESTER	06/14/1956	Active	23	3	0	3	15.00%	20		2			N	M,SC	1	
44008	EASTON HEWITT WAUSAU	06/22/1984	Active	27	0	0	0	0.00%	27		8			N	M,SC	24+	
45323	EASTON WHITE CREEK	08/08/1985	Active	44	2	1	1	2.33%	43	6	1		3		M,VP,SC	24+	
10530	EDGAR	12/12/1950	Active	49	0	0	0	0.00%	49		6			N	S,T,M,SC	15	
41163	FENWOOD	04/26/1982	Active	36	0	1	-1	-2.70%	38	17	8		2	R	VP,SC	24+	
10532	GRAND RAPIDS	04/09/1973	Active	49	3	6	-3	-5.77%	50	6	1		3	R	SC	15	\$100.00
10533	GREENWOOD	11/09/1971	Active	12	0	0	0	0.00%	12		12				P,T,M,VP,SC	22	
10535	JUNCTION CITY	10/19/1966	Active	23	0	1	-1	-4.17%	24	55	3		7	N	M,SC	11	\$100.00
52014	KRONENWETTER	09/19/1991	Active	15	0	6	-6	-28.57%	21	5	3		5		T,M,VP,SC	7	\$120.00
Exc Award (06/30/2021)																	
39036	LAKE DUBAY L C	11/17/1980	Active	58	4	0	4	7.41%	52		2		2	R	M,SC	3	\$1,000.00
Exc Award (06/30/2023)																	



Club Health Assessment for District 27 C1 through March 2025

Club Number	Club Name	Charter Date	Status	Membership							Reports					Finance	LCIF
				Current Member Count	YTD Members Added	YTD Members Dropped	YTD Net Growth	YTD Net Growth%	Member Count 12 Months Ago	Avg. length of service for dropped members	Months Since Last MMR ***	Yrs. Since Last Officer Report	President Rotation	Vice President Reported ****	Months Since Last Activity Report ***	Account Balance	Donations for current Fiscal Year
			Number of times on status quo within last two years	If below 15 members appears				If net loss is greater than 20% appears			If no report in 3 months appears in	When more than one year appears in	Number of repeat terms	Notes the officers that do not have an active	If no report at 12 months red		
10536	LAKE MASON L C	02/09/1973	Active	12	1	1	0	0.00%	12	12	1		9	R T	2		
10537	LOYAL	10/15/1968	Active	21	0	4	-4	-16.00%	24	13	1			M,VP,SC	2		\$250.00
10538	MAINE	06/30/1958	Active	39	4	1	3	8.33%	37	23	0		2	M,VP,SC	24+		\$200.00
10539	MARATHON	10/06/1965	Active	18	0	0	0	0.00%	18		11		16	R P,M,VP,SC	24+		
10540	MARSHFIELD	02/26/1931	Active	25	0	0	0	0.00%	24		1			IP SC	0		\$500.00
10543	NEILLSVILLE	09/22/1964	Active	20	0	2	-2	-9.09%	22	5	4		2	M,VP,SC	24+		
10544	NEKOOSA	03/06/1951	Active	21	3	3	0	0.00%	19	3	2			N SC	0		\$250.00
10567	OWEN-WITHEE	08/04/1954	Active	29	0	0	0	0.00%	29		16		2	M,VP,SC	24+		\$1,000.00
10546	PITTSVILLE	06/08/1955	Active	42	0	0	0	0.00%	40		9			N M,VP,SC	24+		
Exc Award (06/30/2023)																	
10547	PLOVER WHITING L C	11/04/1965	Active(1)	5	0	0	0	0.00%	5		10		5	T,M,VP,SC	18		
10548	PORT EDWARDS	05/19/1965	Active	25	0	0	0	0.00%	22		1		10	R	14		
43344	RIB FALLS	01/19/1984	Active	20	0	0	0	0.00%	19		1			M,VP,SC	24+		
10549	RIB MOUNTAIN	10/08/1970	Active	31	1	7	-6	-16.22%	42	13	3		2	M,VP,SC	3		
10550	ROCHE A CRI L C	04/11/1972	Active	40	0	7	-7	-14.89%	45	4	0			N	2		\$390.00
10551	ROSHOLT	03/20/1946	Active	20	1	1	0	0.00%	20	14	3		2	R M,SC	22		\$30.00
10553	ROZELLVILLE	06/08/1973	Active	25	0	0	0	0.00%	25		20		2	P,M,VP,SC	24+		
10554	RUDOLPH	04/27/1970	Active	11	0	1	-1	-8.33%	12	41	6		22	VP,SC	1		\$1,000.00
10555	SCHOFIELD	10/13/1950	Active	6	2	2	0	0.00%	6	18	2			IP P,M	12	90+ Days	
10556	SPENCER	02/06/1941	Active	21	3	0	3	16.67%	24		2		3	M,VP,SC	3		
10559	STEVENS POINT EVENING	09/19/1969	Active	24	0	2	-2	-7.69%	26	1	2		6	P,M,VP,SC	24+		
10558	STEVENS POINT NOON	03/05/1926	Active	17	0	0	0	0.00%	18		6			N VP,SC	11		\$765.00
34828	STEVENS POINT WISCONSIN RIVER	12/19/1977	Active	19	1	0	1	5.56%	18		8			R M,SC	24+		
10560	STRATFORD	09/20/1939	Active	18	0	0	0	0.00%	18		11		18	N P,SC	4		
10561	THORP	07/09/1931	Active	34	1	1	0	0.00%	35	14	0		2	R P,T,M,VP,SC	7		



Club Health Assessment for District 27 C1 through March 2025

				Status		Membership						Reports						Finance		LCIF
Club Number	Club Name	Charter Date			Current Member Count	YTD Members Added	YTD Members Dropped	YTD Net Growth	YTD Net Growth%	Member Count 12 Months Ago	Avg. length of service for dropped members	Months Since Last MMR ***	Yrs. Since Last Officer Report	President Rotation	Vice President Reported ****	Months Since Last Activity Report ***	Account Balance	Donations for current Fiscal Year		
				Number of times on status quo within last two years	If below 15 members appears				If net loss is greater than 20% appears			If no report in 3 months appears in	When more than one year appears in	Number of repeat terms	Notes the officers that do not have an active	If no report at 12 months appears in red				
10523	TOMORROW RIVER	10/28/1948		Active	37	3	1	2	5.71%	35	60	0		2	M,VP,SC	24+				
10562	TOWN OF TEXAS	02/10/1959		Active	31	0	1	-1	-3.13%	32	44	1		3	N	M,SC	3	\$100.00		
10564	WAUSAU	04/19/1922		Active	5	0	2	-2	-28.57%	7	32	0			M,VP,SC	0	\$50.00			
10566	WISCONSIN RAPIDS	03/25/1946		Active	20	0	1	-1	-4.76%	21	9	6		2	M,VP,SC	16				
Exc Award (06/30/2017)																				
146222	Wisconsin Rapids Lioness	05/28/2021		Active	13	0	0	0	0.00%	13		9		5	M,VP,SC	0				
Current Total Clubs Count	YTD New Clubs Count	YTD Cancelled Clubs Count	YTD Net Club Gain	Current Total Members Count	YTD Add	YTD Drop	YTD Net Growth	YTD Net Growth %	Member Count 12 Months Ago	Average Member Count Per Club	% of Clubs with less than 20 members	% No MMR in 3 Months	% No Officer Report in 12 Months	% of Clubs with balance 90+ days	Number of Clubs in Status Quo	% Status Quo Clubs in Financial Suspension	Number of Cancelled Clubs	Average Cancelled Club Age	Members Lost Due to Cancellation	% of Clubs Cancelled for Non-Financial Reasons
51	0	0	0	1,343	42	68	-26	-1.90%	1,370	26	25%	51%	0%	4%	0	0%	0	0	0	0%

* - P - Priority Club. Cancellation Reasons: 1-Objectives/conduct, 2-Non-active club, 5-Non-existing club, 6-Disbanding, 7-Merger, 8-Financial Suspension, 9-District/Multiple District Dues.

** - Abbreviation: P-President, S-Secretary, T-Treasurer, M-Member Chairperson, VP-First Vice President, MC-Communications Chairperson, SC-Service Chairperson

*** - Abbreviation: N/R - Never reported using the Lions Clubs website, N/A - Not applicable, No password registered for the Lions Clubs website.

**** - Abbreviation: N - New, IP - Immediate Past, R - Repeat.



Club Health Assessment for District 27 C2 through March 2025

			Status	Membership						Reports					Finance	LCIF	
Club Number	Club Name	Charter Date		Current Member Count	YTD Members Added	YTD Members Dropped	YTD Net Growth	YTD Net Growth%	Member Count 12 Months Ago	Avg. length of service for dropped members	Months Since Last MMR ***	Yrs. Since Last Officer Report	President Rotation	Vice President Reported ****	Months Since Last Activity Report ***	Account Balance	Donations for current Fiscal Year
			Number of times on status quo within last two years	If below 15 members appears				If net loss is greater than 20% appears			If no report in 3 months appears in	When more than one year appears in	Number of repeat terms	Notes the officers that do not have an active	If no report at 12 months appears in red		
Clubs more than two years old																	
44423	ASHLAND	12/26/1984	Active	19	0	0	0	0.00%	18		7		6	M,VP,SC	7		\$200.00
Exc Award (06/30/2024)																	
10569	BOULDER JUNCTION	03/06/1972	Active	108	10	7	3	2.86%	105	19	0		2	R SC	8		\$6,090.00
Exc Award (06/30/2018, 06/30/2023)																	
10570	BUTTERNUT	08/26/1958	Active	9	0	0	0	0.00%	9		13	1	None	P,S,T,M,VP SC	N/R	90+ Days	
10571	CABLE & AREA	10/05/1965	Active	47	2	2	0	0.00%	47	5	0			VP,SC	0		\$750.00
10572	CATAWBA KENNAN L C	04/13/1966	Active	14	0	1	-1	-6.67%	15	11	5		2	R M,VP,SC	9		\$890.00
10592	CONOVER	10/06/1949	Active	26	2	5	-3	-10.34%	29	19	0		7	R M,SC	11		
10573	EAGLE RIVER	04/13/1949	Active	46	4	1	3	6.98%	46	28	0			N M,SC	24+		
10575	FIFIELD	11/02/1965	Active	14	3	0	3	27.27%	9		3		2	R SC	11		
10576	GILMAN	05/29/1951	Active	19	0	5	-5	-20.83%	24	24	4			N P,T,M,VP,SC	4		
44826	GLEASON & AREA	04/05/1985	Active	38	5	15	-10	-20.83%	48	7	0		2	R M,SC	1		\$120.00
Exc Award (06/30/2023)																	
10577	GLIDDEN	01/28/1954	Active	13	0	4	-4	-23.53%	17	6	6		4	N M,VP,SC	2		
10578	HAZELHURST	11/09/1966	Active	23	0	1	-1	-4.17%	24	16	2		3	M,VP,SC	11		\$1,000.00
10579	HURLEY	09/24/1952	Active(2)	19	5	4	1	5.56%	18	6	0			M,VP,SC	0		
10580	IRON RIVER	01/15/1963	Active	65	7	0	7	12.07%	57		0		2	M,VP	0	90+ Days	\$130.00
Exc Award (06/30/2023)																	
34515	JUMP RIVER	10/27/1977	Active	31	4	3	1	3.33%	31	26	3			N P,M,SC	11		\$300.00
10582	LAKE TOMAHAWK	10/18/1967	Active	42	0	0	0	0.00%	42		0			R VP,SC	11		\$1,050.00
10584	MANITOWISH WATERS	02/25/1971	Active	78	7	7	0	0.00%	78	26	0		4	R M,SC	11		\$1,750.00
10585	MEDFORD	01/31/1951	Active	38	4	2	2	5.56%	35	8	0			VP,SC	10		\$800.00
Exc Award (06/30/2023)																	
10586	MELLEN	08/22/1950	Active	15	1	3	-2	-11.76%	17	9	0			IP M,SC	3		\$160.00
Exc Award (06/30/2022, 06/30/2023)																	
10587	MERCER	09/07/1950	Active	47	5	0	5	11.90%	42		0		2	M,VP,SC	0		\$2,375.00



Club Health Assessment for District 27 C2 through March 2025

			Status	Membership							Reports					Finance	LCIF
Club Number	Club Name	Charter Date		Current Member Count	YTD Members Added	YTD Members Dropped	YTD Net Growth	YTD Net Growth%	Member Count 12 Months Ago	Avg. length of service for dropped members	Months Since Last MMR ***	Yrs. Since Last Officer Report	President Rotation	Vice President Reported ****	Months Since Last Activity Report ***	Account Balance	Donations for current Fiscal Year
			Number of times on status quo within last two years	If below 15 members appears				If net loss is greater than 20% appears			If no report in 3 months appears in	When more than one year appears in	Number of repeat terms	Notes the officers that do not have an active	If no report at 12 months appears in red		
Exc Award (06/30/2023, 06/30/2024)																	
10588	MERRILL	02/25/1927	Active	72	2	1	1	1.41%	74	61	0			N	SC	0	\$1,010.00
10589	MINOCQUA	02/14/1946	Active	102	6	4	2	2.00%	98	15	0		2		M,VP,SC	23	\$500.00
10591	PARK FALLS	10/19/1937	Active	40	2	0	2	5.26%	39		1			N	M,SC	11	90+ Days
40420	PHELPS LAND O LAKES	10/19/1981	Active	19	1	0	1	5.56%	12		6		3	R	SC	11	\$260.00
Exc Award (06/30/2024)																	
10593	PHILLIPS	04/11/1962	Active	28	0	3	-3	-9.68%	31	9	0				M,VP,SC	2	\$100.00
143602	Plum Lake Lions	11/23/2020	Active	46	5	5	0	0.00%	46	3	2		2		VP	5	\$250.00
Exc Award (06/30/2024)																	
10594	PRENTICE	02/25/1959	Active	15	3	1	2	15.38%	13	2	3		None		P,T,M,VP,SC	23	90+ Days
10595	PRESQUE ISLE	06/08/1973	Active	27	4	0	4	17.39%	27		2		3	R	M,SC	11	\$400.00
10596	RHINELANDER	08/19/1940	Active	40	1	3	-2	-4.76%	43	19	3				M,VP,SC	1	\$1,065.00
10597	RIB LAKE	04/14/1966	Active	22	0	2	-2	-8.33%	24	3	7		None	R	P,M,SC	11	\$250.00
10599	SAYNER STAR LAKE	09/19/1960	Active	26	0	0	0	0.00%	26		8			R		6	\$1,570.00
Exc Award (06/30/2023)																	
10600	SOUTH SHORE	09/11/1950	Active	29	1	1	0	0.00%	29	11	3			R	M,SC	0	\$1,020.00
Exc Award (06/30/2023)																	
10598	ST GERMAIN	03/17/1952	Active	38	0	2	-2	-5.00%	40	9	0		None	N	P,M,SC	11	
143732	St Germain Northwoods	12/02/2020	Active	23	3	2	1	4.55%	22	3	3			N	SC	21	\$3,000.00
10601	SUGAR CAMP	02/21/1967	Active	18	2	1	1	5.88%	17	0	0		13	N	M,SC	24+	\$220.00
10602	THREE LAKES	03/18/1952	Active	39	1	4	-3	-7.14%	39	8	0			N		1	\$1,030.00
Exc Award (06/30/2018, 06/30/2024)																	
10603	TOMAHAWK	01/29/1946	Active	37	3	3	0	0.00%	37	2	5			N	VP,SC	6	\$10.00
10605	WASHBURN	10/23/1939	Active	24	1	0	1	4.35%	22		5		2	R		2	\$1,100.00
Exc Award (06/30/2024)																	
34001	WHITTLESEY	06/03/1977	Active	53	0	3	-3	-5.36%	57	24	3			R	M,VP,SC	1	\$770.00
Exc Award (06/30/2023, 06/30/2024)																	



Club Health Assessment for District 27 C2 through March 2025

				Status		Membership							Reports					Finance		LCIF	
Club Number	Club Name	Charter Date			Current Member Count	YTD Members Added	YTD Members Dropped	YTD Net Growth	YTD Net Growth%	Member Count 12 Months Ago	Avg. length of service for dropped members	Months Since Last MMR ***	Yrs. Since Last Officer Report	President Rotation	Vice President Reported ****	Months Since Last Activity Report ***	Account Balance	Donations for current Fiscal Year			
				Number of times on status quo within last two years	If below 15 members appears			If net loss is greater than 20% appears				If no report in 3 months appears in	When more than one year appears in	Number of repeat terms	Notes the officers that do not have an active	If no report at 12 months appears in red					
10606	WINCHESTER	10/20/1970		Active	41	8	4	4	10.81%	40	4	4		2	N M,SC	11		\$105.00			
Current Total Clubs Count	YTD New Clubs Count	YTD Cancelled Clubs Count	YTD Net Club Gain	Current Total Members Count	YTD Add	YTD Drop	YTD Net Growth	YTD Net Growth %	Member Count 12 Months Ago	Average Member Count Per Club	% of Clubs with less than 20 members	% No MMR in 3 Months	% No Officer Report in 12 Months	% of Clubs with balance 90+ days	Number of Clubs in Status Quo	% Status Quo Clubs in Financial Suspension	Number of Cancelled Clubs	Average Cancelled Club Age	Members Lost Due to Cancellation	% of Clubs Cancelled for Non-Financial Reasons	
40	0	0	0	1,450	102	99	3	0.21%	1,447	36	28%	45%	3%	10%	0	0%	0	0	0	0%	

* - P - Priority Club. Cancellation Reasons: 1-Objectives/conduct, 2-Non-active club, 5-Non-existing club, 6-Disbanding, 7-Merger, 8-Financial Suspension, 9-District/Multiple District Dues.

** - Abbreviation: P-President, S-Secretary, T-Treasurer, M-Member Chairperson, VP-First Vice President, MC-Communications Chairperson, SC-Service Chairperson

*** - Abbreviation: N/R - Never reported using the Lions Clubs website, N/A - Not applicable, No password registered for the Lions Clubs website.

**** - Abbreviation: N - New, IP - Immediate Past, R - Repeat.




Club Health Assessment for District 27 D1 through March 2025

Club Number	Club Name	Charter Date	Status	Membership							Reports					Finance	LCIF
				Current Member Count	YTD Members Added	YTD Members Dropped	YTD Net Growth	YTD Net Growth%	Member Count 12 Months Ago	Avg. length of service for dropped members	Months Since Last MMR ***	Yrs. Since Last Officer Report	President Rotation	Vice President Reported ****	Months Since Last Activity Report ***	Account Balance	Donations for current Fiscal Year
			Number of times on status quo within last two years	If below 15 members appears				If net loss is greater than 20% appears			If no report in 3 months appears in	When more than one year appears in	Number of repeat terms	Notes the officers that do not have an active	If no report at 12 months red		
Clubs more than two years old																	
10607	ALBANY	02/08/1968	Active	62	0	6	-6	-8.82%	67	8	0		2	R	SC	0	\$1,000.00
	Exc Award (06/30/2016, 06/30/2018)																
10609	ARGYLE	08/26/1957	Active	21	0	0	0	0.00%	23		8		9		T,M,VP,SC	12	
10608	ARLINGTON	06/08/1973	Active	23	5	1	4	21.05%	19	25	0		3	R	M,SC	0	
10611	BELMONT	02/09/1955	Active	32	0	0	0	0.00%	32		11		2	R	M,SC	24+	\$500.00
	Exc Award (06/30/2016)																
31019	BELOIT EVENING	06/30/1975	Active	85	0	2	-2	-2.30%	81	32	0		2	R		1	\$1,100.00
	Exc Award (06/30/2017, 06/30/2018)																
54011	BOSCOBEL & AREA LC	01/26/1993	Active	16	0	1	-1	-5.88%	18	9	2		4		VP,SC	4	\$250.00
	Exc Award (06/30/2016, 06/30/2017, 06/30/20)																
10614	BRODHEAD	08/27/1957	Active	38	0	1	-1	-2.56%	39	1	5			N	M,SC	24+	90+ Days \$1,000.00
	Exc Award (06/30/2016)																
29109	CASSVILLE	04/09/1974	Active	15	1	4	-3	-16.67%	21	12	2		2	R	SC	3	
10617	COBB	09/26/1951	Active	15	1	0	1	7.14%	15		7			N	P,T,M,SC	24+	\$145.00
	Exc Award (06/30/2020)																
29110	COTTAGE GROVE	04/10/1974	Active	53	2	1	1	1.92%	52	7	0		2	N	SC	0	\$1,500.00
	Exc Award (06/30/2021)																
36106	CROSS PLAINS	10/25/1978	Active	98	2	5	-3	-2.97%	104	16	2				VP	3	\$700.00
	Exc Award (06/30/2019, 06/30/2020, 06/30/20)																
10619	CUBA CITY	05/24/1962	Active	74	1	1	0	0.00%	73	37	4		2	R	SC	3	\$1,050.00
	Exc Award (06/30/2018, 06/30/2020, 06/30/20)																
146511	Cuba City Lioness	06/14/2021	Active	35	0	3	-3	-7.89%	43	2	4			N	SC	3	\$175.00
43144	DARLINGTON	11/02/1983	Active	21	4	0	4	23.53%	18		5			N		8	\$300.00
	Exc Award (06/30/2018)																
10621	DE FOREST WINDSOR	05/31/1956	Active	38	0	3	-3	-7.32%	40	5	1		2	N		3	\$270.00
	Exc Award (06/30/2017, 06/30/2024)																
10620	DEERFIELD	06/02/1942	Active	51	3	2	1	2.00%	43	14	0		3	N		1	\$130.00



Club Health Assessment for District 27 D1 through March 2025

			Status	Membership							Reports					Finance		LCIF
Club Number	Club Name	Charter Date		Current Member Count	YTD Members Added	YTD Members Dropped	YTD Net Growth	YTD Net Growth%	Member Count 12 Months Ago	Avg. length of service for dropped members	Months Since Last MMR ***	Yrs. Since Last Officer Report	President Rotation	Vice President Reported ****	Months Since Last Activity Report ***	Account Balance	Donations for current Fiscal Year	
			Number of times on status quo within last two years	If below 15 members appears					If net loss is greater than 20% appears		If no report in 3 months appears in	When more than one year appears in	Number of repeat terms	Notes the officers that do not have an active	If no report at 12 months appears in red			
Exc Award (06/30/2016, 06/30/2019, 06/30/2031698 DICKYVILLE-KIELER L C 02/12/1976			Active	31	0	0	0	0.00%	31		7		2	M,VP,SC	24+			
10622 DODGEVILLE INC 01/14/1972			Active	35	3	9	-6	-14.63%	44 11		2		N		21	90+ Days	\$5,620.00	
Exc Award (06/30/2017, 06/30/2018, 06/30/2010623 EDGERTON 11/12/1940			Active	59	4	7	-3	-4.84%	63 7		1		2	VP,SC	0	90+ Days	\$180.00	
Exc Award (06/30/2018, 06/30/2021, 06/30/2010625 EVANSVILLE 12/21/1925			Active	26	0	3	-3	-10.34%	30 11		4		8	VP,SC	24+		\$500.00	
Exc Award (06/30/2018, 06/30/2019)10626 FENNIMORE 03/28/1962			Active	9	0	0	0	0.00%	9		8		4	M,VP,SC	21			
Exc Award (06/30/2021)43345 FITCHBURG 01/20/1984			Active	16	1	3	-2	-11.11%	18 3		3		2	R M,SC	9		\$100.00	
Exc Award (06/30/2017)10628 HAZEL GREEN 02/20/1968			Active	9	0	0	0	0.00%	9		9		3	M,VP,SC	17	90+ Days	\$50.00	
Exc Award (06/30/2016)10629 HIGHLAND 10/01/1946			Active	41	1	0	1	2.50%	41		1		N	SC	9		\$250.00	
Exc Award (06/30/2016, 06/30/2017, 06/30/2059630 IOWA-GRANT L C 05/23/1997			Active	15	1	0	1	7.14%	14		5			M,VP,SC	2	90+ Days		
10631 JANESVILLE 05/26/1922			Active	43	3	4	-1	-2.27%	36 3		0		N	M	0			
Exc Award (06/30/2016, 06/30/2017, 06/30/2044524 LAKE WISCONSIN 01/22/1985			Active	34	0	2	-2	-5.56%	34 6		2		2	R SC	0		\$2,110.00	
Exc Award (06/30/2017, 06/30/2018, 06/30/2010637 LANCASTER 06/04/1971			Active	44	1	2	-1	-2.22%	47 20		0		N		0	90+ Days		
Exc Award (06/30/2016, 06/30/2017, 06/30/2010640 MADISON CENTRAL 05/04/1922			Active	25	1	0	1	4.17%	25		4		2	M,VP,SC	23		\$710.00	
Exc Award (06/30/2016, 06/30/2018)51825 MADISON EVENING 06/30/1991			Active	10	0	0	0	0.00%	10		5		2	R SC	6			
Exc Award (06/30/2021)146599 Madison Monona Lioness 06/09/2021			Active	17	0	0	0	0.00%	18		8			VP	1		\$60.00	
Exc Award (06/30/2023)																		




Club Health Assessment for District 27 D1 through March 2025

			Status	Membership							Reports					Finance		LCIF
Club Number	Club Name	Charter Date		Current Member Count	YTD Members Added	YTD Members Dropped	YTD Net Growth	YTD Net Growth%	Member Count 12 Months Ago	Avg. length of service for dropped members	Months Since Last MMR ***	Yrs. Since Last Officer Report	President Rotation	Vice President Reported ****	Months Since Last Activity Report ***	Account Balance	Donations for current Fiscal Year	
			Number of times on status quo within last two years	If below 15 members appears					If net loss is greater than 20% appears		If no report in 3 months appears in	When more than one year appears in	Number of repeat terms	Notes the officers that do not have an active	If no report at 12 months appears in red			
10641	MADISON WEST	01/29/1964	Active	28	0	2	-2	-6.67%	30	8	3		2	N	SC	0		\$1,000.00
Exc Award (06/30/2018, 06/30/2023)																		
36446	MARSHALL	01/03/1979	Active	82	5	1	4	5.13%	80	18	2			N	SC	0		\$100.00
Exc Award (06/30/2016, 06/30/2017, 06/30/2020)																		
10644	MAZOMANIE	03/20/1950	Active	42	2	1	1	2.44%	44	25	3			N	M,SC	0		
Exc Award (06/30/2020)																		
10642	MC FARLAND	12/12/1962	Active	57	3	3	0	0.00%	58	9	2			N		0		\$4,085.00
Exc Award (06/30/2016, 06/30/2017, 06/30/2020)																		
146142	McFarland Lioness	06/01/2021	Active	39	5	0	5	14.71%	34		2			N		0		\$500.00
Exc Award (06/30/2024)																		
46139	MIDDLETON	05/05/1986	Active	13	1	4	-3	-18.75%	16	18	1		2	R	M,SC	0		
121783	Milton	04/03/2014	Active	13	0	0	0	0.00%	14		6		4	N	M,SC	7		
41972	MINERAL POINT	11/12/1982	Active	48	1	2	-1	-2.04%	49	7	0		2		P,VP,SC	24+		\$10.00
Exc Award (06/30/2020)																		
10646	MONROE	06/11/1951	Active(1)	82	9	23	-14	-14.58%	96	16	0			N	M,SC	22		\$500.00
Exc Award (06/30/2017, 06/30/2019)																		
36107	MONTICELLO	10/30/1978	Active	54	1	5	-4	-6.90%	54	3	0			N		9		
Exc Award (06/30/2016, 06/30/2018, 06/30/2020)																		
10647	MOUNT HOREB	08/28/1957	Active	15	1	2	-1	-6.25%	16	29	3		2	R		3		\$250.00
Exc Award (06/30/2016, 06/30/2017, 06/30/2020)																		
10649	MUSCODA	04/27/1966	Active	50	1	3	-2	-3.85%	52	20	0		3	R		0		
Exc Award (06/30/2016, 06/30/2020, 06/30/2020)																		
10651	NEW GLARUS	08/18/1941	Active	35	2	2	0	0.00%	38	9	5			N		1		\$1,100.00
Exc Award (06/30/2016, 06/30/2018, 06/30/2020)																		
38585	OREGON-BROOKLYN L C	06/11/1980	Active	21	1	3	-2	-8.70%	20	12	5		2	R	SC	0		\$80.00
Exc Award (06/30/2017, 06/30/2018, 06/30/2020)																		
124548	Orfordville	04/07/2015	Active	9	0	0	0	0.00%	9		0		6	R	M,SC	20	90+ Days	
33312	PARDEEVILLE	02/18/1977	Active	57	8	4	4	7.55%	56	11	0			R		0		
Exc Award (06/30/2016, 06/30/2017, 06/30/2020)																		



Club Health Assessment for District 27 D1 through March 2025

			Status	Membership							Reports					Finance		LCIF
Club Number	Club Name	Charter Date		Current Member Count	YTD Members Added	YTD Members Dropped	YTD Net Growth	YTD Net Growth%	Member Count 12 Months Ago	Avg. length of service for dropped members	Months Since Last MMR ***	Yrs. Since Last Officer Report	President Rotation	Vice President Reported ****	Months Since Last Activity Report ***	Account Balance	Donations for current Fiscal Year	
			Number of times on status quo within last two years	If below 15 members appears				If net loss is greater than 20% appears			If no report in 3 months appears in	When more than one year appears in	Number of repeat terms	Notes the officers that do not have an active	If no report at 12 months appears in red			
41164	PLATTEVILLE	04/19/1982	Active	8	0	0	0	0.00%	8		1		3	R VP,SC	24+			
	Exc Award (06/30/2016)																	
10656	PORTAGE	10/10/1968	Active	12	1	6	-5	-29.41%	18	7	0			R SC	1		\$100.00	
	Exc Award (06/30/2016, 06/30/2018, 06/30/20)																	
46701	POTOSI TENNYSON	12/17/1986	Active	38	2	0	2	5.56%	35		0		6	N SC	11		\$390.00	
	Exc Award (06/30/2016, 06/30/2017, 06/30/20)																	
10660	SHULLSBURG	01/06/1947	Active	32	2	1	1	3.23%	31	2	2			N M,SC	24+			
	Exc Award (06/30/2018)																	
10665	STOUGHTON	12/21/1923	Active	44	6	4	2	4.76%	44	9	4		2	R VP	2		\$3,010.00	
	Exc Award (06/30/2016, 06/30/2020, 06/30/20)																	
10666	SUN PRAIRIE	09/26/1933	Active	81	10	8	2	2.53%	79	13	0			N SC	0		\$1,550.00	
	Exc Award (06/30/2019)																	
89193	U W MADISON CAMPUS	08/30/2005	Active	5	5	3	2	66.67%	3	4	0			N M	24+			
	Exc Award (06/30/2016)																	
46821	VERONA	01/05/1987	Active	29	1	1	0	0.00%	29	10	1		2	R	0		\$400.00	
	Exc Award (06/30/2016, 06/30/2017, 06/30/20)																	
38586	WAUNAKEE INC	06/29/1980	Active	39	1	3	-2	-4.88%	47	27	1		2	R SC	2		\$1,000.00	
	Exc Award (06/30/2016, 06/30/2017, 06/30/20)																	
10671	WEST GRANT	10/10/1963	Active	20	0	4	-4	-16.67%	24	21	4			N SC	0			


Clubs Cancelled Previous Fiscal Year – Clubs Cancelled within last 12 months may be reinstated

Club Number	Club Name	Charter Date	Current Status*	Cancellation Date
10612	BELOIT NOON	11/23/1923	Cancelled(6*)	12/29/2023

Current Total Clubs Count	YTD New Clubs Count	YTD Cancelled Clubs Count	YTD Net Club Gain	Current Total Members Count	YTD Add	YTD Drop	YTD Net Growth	YTD Net Growth %	Member Count 12 Months Ago	Average Member Count Per Club	% of Clubs with less than 20 members	% No MMR in 3 Months	% No Officer Report in 12 Months	% of Clubs with balance 90+ days	Number of Clubs in Status Quo	% Status Quo Clubs in Financial Suspension	Number of Cancelled Clubs	Average Cancelled Club Age	Members Lost Due to Cancellation	% of Clubs Cancelled for Non-Financial Reasons
57	0	0	0	2,044	102	145	-43	-2.06%	2,101	36	28%	42%	0%	12%	0	0%	0	0	0	0%



Club Health Assessment for District 27 D1 through March 2025

			Status	Membership							Reports					Finance	LCIF
Club Number	Club Name	Charter Date		Current Member Count	YTD Members Added	YTD Members Dropped	YTD Net Growth	YTD Net Growth%	Member Count 12 Months Ago	Avg. length of service for dropped members	Months Since Last MMR ***	Yrs. Since Last Officer Report	President Rotation	Vice President Reported ****	Months Since Last Activity Report ***	Account Balance	Donations for current Fiscal Year
			Number of times on status quo within last two years	If below 15 members appears				If net loss is greater than 20% appears			If no report in 3 months appears in	When more than one year appears in	Number of repeat terms	Notes the officers that do not have an active	If no report at 12 months appears in red		

* - P - Priority Club. Cancellation Reasons: 1-Objectives/conduct, 2-Non-active club, 5-Non-existing club, 6-Disbanding, 7-Merger, 8-Financial Suspension, 9-District/Multiple District Dues.
** - Abbreviation: P-President, S-Secretary, T-Treasurer, M-Member Chairperson, VP-First Vice President, MC-Communications Chairperson, SC-Service Chairperson
*** - Abbreviation: N/R - Never reported using the Lions Clubs website, N/A - Not applicable, No password registered for the Lions Clubs website.
**** - Abbreviation: N - New, IP - Immediate Past, R - Repeat.



Club Health Assessment for District 27 D2 through March 2025

			Status	Membership						Reports					Finance		LCIF
Club Number	Club Name	Charter Date		Current Member Count	YTD Members Added	YTD Members Dropped	YTD Net Growth	YTD Net Growth%	Member Count 12 Months Ago	Avg. length of service for dropped members	Months Since Last MMR ***	Yrs. Since Last Officer Report	President Rotation	Vice President Reported ****	Months Since Last Activity Report ***	Account Balance	Donations for current Fiscal Year
			Number of times on status quo within last two years	If below 15 members appears				If net loss is greater than 20% appears			If no report in 3 months appears in	When more than one year appears in	Number of repeat terms	Notes the officers that do not have an active	If no report at 12 months appears in red		
Clubs less than two years old																	
155305	Buena Vista	08/14/2023	Active	25	1	0	1	4.17%	37		7		2	N	6		
Clubs more than two years old																	
34829	BANGOR	12/28/1977	Active	77	4	0	4	5.48%	82		0			N	T,SC	2	\$2,000.00
Exc Award (06/30/2019)																	
10610	BARABOO	08/03/1942	Active	33	2	0	2	6.45%	32		0		2	R	SC	9	\$800.00
51176	BARRE CO-ED	01/04/1991	Active	32	3	0	3	10.34%	28		0		12		M,VP,SC	0	\$250.00
Exc Award (06/30/2022)																	
34944	BOAZ	01/23/1978	Active	18	3	1	2	12.50%	16	3	2		4	R	M,VP,SC	14	\$150.00
Exc Award (06/30/2022, 06/30/2023)																	
53073	BRICE PRAIRIE	05/07/1992	Active(1)	16	5	2	3	23.08%	13	7	0		3		M,VP,SC	24+	90+ Days
10615	CAMP DOUGLAS	05/26/1972	Active	21	0	1	-1	-4.55%	22	6	0		2	R	M,VP	24+	
10616	CASHTON	01/05/1949	Active	23	4	1	3	15.00%	20	9	1		14	R	P,M,SC	24+	
10618	COON VALLEY	03/14/1960	Active	54	0	1	-1	-1.82%	56	56	6			N	T,VP,SC	1	
Exc Award (06/30/2022)																	
51826	DE SOTO AREA	06/19/1991	Active	21	2	2	0	0.00%	20	3	5		4	N	SC	2	
Exc Award (06/30/2022, 06/30/2024)																	
10624	ELROY	03/14/1952	Active	30	0	2	-2	-6.25%	32	6	5			N	M,SC	5	
Exc Award (06/30/2022)																	
29456	FRENCH ISLAND	06/25/1974	Active	9	0	0	0	0.00%	9		12			N	P,T,M,VP,SC	24+	\$10.00
10627	GAYS MILLS	06/16/1959	Active	19	0	7	-7	-26.92%	26	5	4		3	N	M,SC	24+	\$20.00
Exc Award (06/30/2022)																	
35543	GENOA	05/09/1978	Active	15	0	1	-1	-6.25%	16	5	0		10		VP,SC	24+	\$333.00
Exc Award (06/30/2020)																	
45674	HILLSBORO	01/31/1986	Active	53	2	9	-7	-11.67%	60	5	1			N	SC	2	\$35.00
Exc Award (06/30/2016, 06/30/2022)																	
10630	HOLMEN	02/29/1960	Active	28	4	0	4	16.67%	25		8	1	None		P,S,T,M,VP SC	24+	\$1,000.00
45675	ITHACA	01/08/1986	Active	31	1	1	0	0.00%	31	5	2		None	R	P,M,SC	13	\$595.00



Club Health Assessment for District 27 D2 through March 2025

Club Number	Club Name	Charter Date	Status	Membership							Reports					Finance	LCIF
				Current Member Count	YTD Members Added	YTD Members Dropped	YTD Net Growth	YTD Net Growth%	Member Count 12 Months Ago	Avg. length of service for dropped members	Months Since Last MMR ***	Yrs. Since Last Officer Report	President Rotation	Vice President Reported ****	Months Since Last Activity Report ***	Account Balance	Donations for current Fiscal Year
			Number of times on status quo within last two years	If below 15 members appears				If net loss is greater than 20% appears			If no report in 3 months appears	When more than one year appears in	Number of repeat terms	Notes the officers that do not have an active	If no report at 12 months appears in red		
10632	KENDALL	10/14/1948	Active	28	1	3	-2	-6.67%	31	14	6			R	M,SC	11	\$550.00
10633	LA CROSSE	11/20/1952	Active	54	3	18	-15	-21.74%	71	5	2			N	SC	2	\$1,020.00
	Exc Award (06/30/2018, 06/30/2022, 06/30/20																
10635	LA FARGE	02/13/1973	Active	40	1	4	-3	-6.98%	43	20	1			N	M,SC	11	\$280.00
	Exc Award (06/30/2021, 06/30/2022)																
10636	LAKE DELTON	05/21/1951	Active	11	0	0	0	0.00%	17		2		7	R	M,VP	3	\$165.00
	Exc Award (06/30/2021)																
10643	MAUSTON	03/12/1968	Active	47	13	4	9	23.68%	35	9	0		9	R	T,SC	0	\$1,550.00
	Exc Award (06/30/2022, 06/30/2023, 06/30/20																
10645	MINDORO	05/28/1968	Active	43	0	6	-6	-12.24%	49	6	6		None		P,T,VP,SC	17	\$120.00
	Exc Award (06/30/2022, 06/30/2023, 06/30/20																
37039	MORMON COULEE L C	05/04/1979	Active	31	3	4	-1	-3.13%	34	4	0			N	M,SC	11	\$300.00
	Exc Award (06/30/2020, 06/30/2022)																
10650	NECEDAH	10/26/1972	Active	26	2	1	1	4.00%	24	3	6		2	N	M,SC	3	\$500.00
	Exc Award (06/30/2022)																
10652	NEW LISBON	11/16/1959	Active	45	1	0	1	2.27%	42		1		3		T,VP,SC	6	\$120.00
	Exc Award (06/30/2022, 06/30/2024)																
38287	NORTH BEND	04/23/1980	Active	15	1	1	0	0.00%	16	7	0				VP	11	\$25.00
10653	NORWALK	01/08/1952	Active	34	0	1	-1	-2.86%	37	4	5			N	P,T,M,SC	N/R	
10654	ONALASKA	05/29/1952	Active	19	4	2	2	11.76%	17	0	1		2	R	SC	19	\$260.00
	Exc Award (06/30/2022)																
10655	PLAIN	06/20/1950	Active	45	4	1	3	7.14%	42	36	2				M,VP,SC	5	\$50.00
42534	PRAIRIE DU CHIEN	04/14/1983	Active	13	0	0	0	0.00%	12		1		6	R	M,VP	16	\$150.00
	Exc Award (06/30/2022)																
10658	REEDSBURG	04/23/1951	Active	65	1	3	-2	-2.99%	70	12	3		7		M,VP,SC	4	
10659	RICHLAND CENTER	09/14/1942	Active	15	0	1	-1	-6.25%	17	43	7			N	SC	1	\$750.00
	Exc Award (06/30/2018, 06/30/2021)																
10657	SAUK PRAIRIE L C	03/25/1947	Active	27	0	3	-3	-10.00%	30	4	1		2		M,VP,SC	19	\$1,000.00



Club Health Assessment for District 27 D2 through March 2025

			Status	Membership							Reports					Finance		LCIF
Club Number	Club Name	Charter Date		Current Member Count	YTD Members Added	YTD Members Dropped	YTD Net Growth	YTD Net Growth%	Member Count 12 Months Ago	Avg. length of service for dropped members	Months Since Last MMR ***	Yrs. Since Last Officer Report	President Rotation	Vice President Reported ****	Months Since Last Activity Report ***	Account Balance	Donations for current Fiscal Year	
			Number of times on status quo within last two years	If below 15 members appears				If net loss is greater than 20% appears			If no report in 3 months appears in	When more than one year appears in	Number of repeat terms	Notes the officers that do not have an active	If no report at 12 months appears in red			
Exc Award (06/30/2022, 06/30/2023)																		
47287	SENECA	04/30/1987	Active	13	0	0	0	0.00%	13		7		2	M,VP,SC	0		\$200.00	
Exc Award (06/30/2022, 06/30/2023)																		
10661	SOLDIERS GROVE	11/20/1951	Active	9	1	1	0	0.00%	9	1	0		7	R SC	0		\$540.00	
10662	SPARTA	10/19/1961	Active	47	6	3	3	6.82%	43	1	1			N SC	3		\$1,585.00	
Exc Award (06/30/2024)																		
10663	SPRING GREEN	11/28/1949	Active	55	2	2	0	0.00%	55	28	1			N SC	5		\$300.00	
Exc Award (06/30/2023, 06/30/2024)																		
33662	ST JOSEPH'S RIDGE L C	04/30/1977	Active	101	8	5	3	3.06%	95	10	1			N	1		\$200.00	
Exc Award (06/30/2018, 06/30/2021, 06/30/2022)																		
10664	STODDARD	02/24/1970	Active	39	10	4	6	18.18%	33	5	0		3	N M,SC	11		\$15.00	
Exc Award (06/30/2021, 06/30/2022, 06/30/2023)																		
10667	TOMAH	02/17/1930	Active	54	6	5	1	1.89%	54	41	0			N SC	0		\$360.00	
Exc Award (06/30/2019, 06/30/2022)																		
10669	VIROQUA	10/30/1947	Active	61	10	7	3	5.17%	57	4	0			N	1		\$1,145.00	
Exc Award (06/30/2022)																		
44827	WARRENS	04/29/1985	Active	23	0	0	0	0.00%	23		7			M,VP,SC	6		\$220.00	
Exc Award (06/30/2022)																		
43866	WAUZEKA	05/18/1984	Active	19	0	0	0	0.00%	19		4		2	M,VP,SC	24+			
Exc Award (06/30/2022)																		
10672	WEST SALEM	10/13/1948	Active	55	6	4	2	3.77%	54	13	1		2	N SC	1		\$2,110.00	
Exc Award (06/30/2022)																		
10670	WESTBY	09/01/1959	Active	7	0	11	-11	-61.11%	18	10	0		4	M,VP,SC	1			
Exc Award (06/30/2022)																		
123231	Wonewoc Area	10/16/2014	Active	34	8	1	7	25.93%	27	1	3			IP M,SC	0		\$10.00	
Exc Award (06/30/2024)																		



Club Health Assessment for District 27 D2 through March 2025

Club Number			Club Name			Charter Date			Status					Membership					Reports					Finance		LCIF
									Current Member Count	YTD Members Added	YTD Members Dropped	YTD Net Growth	YTD Net Growth%	Member Count 12 Months Ago	Avg. length of service for dropped members	Months Since Last MMR ***	Yrs. Since Last Officer Report	President Rotation	Vice President Reported ****	Months Since Last Activity Report ***	Account Balance	Donations for current Fiscal Year				
									Number of times on status quo within last two years	If below 15 members appears			If net loss is greater than 20% appears			If no report in 3 months appears in			When more than one year appears in	Number of repeat terms	Notes the officers that do not have an active		If no report at 12 months appears in red			
Current Total Clubs Count	YTD New Clubs Count	YTD Cancelled Clubs Count	YTD Net Club Gain	Current Total Members Count	YTD Add	YTD Drop	YTD Net Growth	YTD Net Growth %	Member Count 12 Months Ago	Average Member Count Per Club	% of Clubs with less than 20 members	% No MMR in 3 Months	% No Officer Report in 12 Months	% of Clubs with balance 90+ days	Number of Clubs in Status Quo	% Status Quo Clubs in Financial Suspension	Number of Cancelled Clubs	Average Cancelled Club Age	Members Lost Due to Cancellation	% of Clubs Cancelled for Non-Financial Reasons						
47	0	0	0	1,580	122	123	-1	-0.06%	1,612	34	30%	36%	2%	2%	0	0%	0	0	0	0%						

* - P - Priority Club. Cancellation Reasons: 1-Objectives/conduct, 2-Non-active club, 5-Non-existing club, 6-Disbanding, 7-Merger, 8-Financial Suspension, 9-District/Multiple District Dues.

** - Abbreviation: P-President, S-Secretary, T-Treasurer, M-Member Chairperson, VP-First Vice President, MC-Communications Chairperson, SC-Service Chairperson

*** - Abbreviation: N/R - Never reported using the Lions Clubs website, N/A - Not applicable, No password registered for the Lions Clubs website.

**** - Abbreviation: N - New, IP - Immediate Past, R - Repeat.



Club Health Assessment for District 27 E1 through March 2025

Club Number	Club Name	Charter Date	Status	Membership							Reports					Finance	LCIF
				Current Member Count	YTD Members Added	YTD Members Dropped	YTD Net Growth	YTD Net Growth%	Member Count 12 Months Ago	Avg. length of service for dropped members	Months Since Last MMR ***	Yrs. Since Last Officer Report	President Rotation	Vice President Reported ****	Months Since Last Activity Report ***	Account Balance	Donations for current Fiscal Year
			Number of times on status quo within last two years	If below 15 members appears				If net loss is greater than 20% appears			If no report in 3 months appears	When more than one year appears in	Number of repeat terms	Notes the officers that do not have an active	If no report at 12 months appears in red		
Clubs more than two years old																	
38899	AMERY	09/03/1980	Active	61	6	14	-8	-11.59%	69	6	1			N	SC	1	\$1,020.00
	Exc Award (06/30/2022, 06/30/2023, 06/30/2024)																
10679	BIRCHWOOD	02/11/1961	Active	27	2	6	-4	-12.90%	31	1	1		3		M,VP,SC	21	
43867	BLOOMER	05/31/1984	Active	16	0	0	0	0.00%	16		15		3	R	S,M,VP,SC	24+	\$1,000.00
10682	BOYD	05/08/1951	Active	28	4	0	4	16.67%	24		4			N	P,T,M,VP,SC	6	90+ Days
67699	BRUCE BLUE HILLS	04/14/2003	Active	19	6	6	0	0.00%	19	7	0		4		M,VP,SC	24+	
10683	BRULE RIVER	07/30/1958	Active	31	0	2	-2	-6.06%	39	26	1		4		T,M,VP,SC	7	\$550.00
10684	CADOTT	10/02/1947	Active	39	0	0	0	0.00%	39		2			N		5	\$1,166.00
	Exc Award (06/30/2023)																
56253	CHEQUAMEGON	11/17/1994	Active	48	8	3	5	11.63%	38	9	0			N	SC	4	
10686	CHETEK	12/05/1967	Active	57	4	1	3	5.56%	56	22	2			N	VP	8	90+ Days
	Exc Award (06/30/2023, 06/30/2024)																
10687	CHIPPEWA FALLS	05/03/1956	Active	60	8	1	7	13.21%	53	7	0			N	SC	0	
	Exc Award (06/30/2023, 06/30/2024)																
10688	CLAYTON	12/08/1965	Active	18	0	0	0	0.00%	18		2		3		M,VP	2	\$90.00
10689	CLEAR LAKE	09/26/1966	Active	25	1	0	1	4.17%	25		0		2	R	M	0	
10691	CORNELL	06/25/1931	Active	19	0	2	-2	-9.52%	21	24	2		20		M,VP,SC	24+	\$1,500.00
63348	DRESSER	06/26/2000	Active	10	0	3	-3	-23.08%	13	6	0		3	N	M	0	\$1,300.00
	Exc Award (06/30/2023)																
10699	FREDERIC	01/10/1974	Active	17	0	1	-1	-5.56%	20	37	0			R	M,SC	0	\$100.00
30716	GRANTSBURG	05/13/1975	Active	10	0	1	-1	-9.09%	11	1	3				S,M,VP,SC	18	\$30.00
10702	HAWKINS	12/06/1950	Active	20	7	0	7	53.85%	12		1			R	S,M,SC	6	
10703	HAYWARD	03/07/1963	Active(1)	46	3	1	2	4.55%	44	37	1			N	SC	0	\$2,000.00
10705	JIM FALLS	01/05/1960	Active	56	2	11	-9	-13.85%	61	10	0			N	SC	0	\$3,550.00
	Exc Award (06/30/2024)																
10707	LADYSMITH	12/12/1968	Active	31	2	10	-8	-20.51%	40	11	1		2	R	SC	1	\$200.00



Club Health Assessment for District 27 E1 through March 2025

Club Number	Club Name	Charter Date	Status	Membership							Reports					Finance	LCIF
				Current Member Count	YTD Members Added	YTD Members Dropped	YTD Net Growth	YTD Net Growth%	Member Count 12 Months Ago	Avg. length of service for dropped members	Months Since Last MMR ***	Yrs. Since Last Officer Report	President Rotation	Vice President Reported ****	Months Since Last Activity Report ***	Account Balance	Donations for current Fiscal Year
			Number of times on status quo within last two years	If below 15 members appears				If net loss is greater than 20% appears			If no report in 3 months appears in	When more than one year appears in	Number of repeat terms	Notes the officers that do not have an active	If no report at 12 months red		
10708	LAKE HOLCOMBE L C	11/09/1972	Active	76	4	4	0	0.00%	72	17	0		2	R	T,VP	4	
10710	LAKE WISSOTA L C	07/11/1973	Active	37	1	1	0	0.00%	46	0	2				VP	0	\$1,000.00
10711	LUCK	11/14/1960	Active	47	3	4	-1	-2.08%	47	14	0			N	P,M,SC	14	\$1,000.00
	Exc Award (06/30/2018)																
38958	OSCEOLA AREA	10/28/1980	Active	30	0	0	0	0.00%	30		7			R	SC	5	
38900	PATTISON PARK AREA L C	09/29/1980	Active	40	9	2	7	21.21%	31	0	2		2		M,VP	0	\$1,380.00
10719	POPLAR WENTWORTH	11/12/1963	Active	6	0	0	0	0.00%	6		11		6		M,VP,SC	0	
10720	PRAIRIE FARM AREA	12/04/1967	Active	38	0	0	0	0.00%	41		9		7	R		24+	\$600.00
10721	RICE LAKE	10/30/1967	Active	44	1	1	0	0.00%	46	26	2			N	SC	12	
	Exc Award (06/30/2017)																
57477	SEELEY	11/07/1995	Active	40	5	1	4	11.11%	37	15	3		4	R	M,SC	24+	
10725	SHELL LAKE	01/21/1960	Active	55	3	9	-6	-9.84%	60	15	0			N	T,M,VP,SC	13	
	Exc Award (06/30/2017)																
10726	SIREN	05/26/1969	Active	24	0	0	0	0.00%	26		8			N	T,M,SC	24+	
	Exc Award (06/30/2016, 06/30/2018)																
10727	SOLON SPRINGS	05/10/1956	Active	26	0	3	-3	-10.34%	28	4	8				M,VP,SC	18	\$200.00
10728	SPOONER-TREGO L C	09/21/1972	Active	32	4	2	2	6.67%	30	17	0		None		P,VP,SC	10	\$50.00
10700	ST CROIX FALLS	03/25/1952	Active	20	0	0	0	0.00%	23		9		2		VP	1	
	Exc Award (06/30/2023)																
10730	STANLEY	04/09/1946	Active	35	1	1	0	0.00%	34	10	7			R	M,SC	7	\$500.00
10732	STONE LAKE	01/12/1970	Active	19	1	4	-3	-13.64%	22	6	0		7		M,VP,SC	0	
10735	TILDEN	12/04/1973	Active	38	0	1	-1	-2.56%	38	44	2			N	P,T,M,VP,SC	3	
	Exc Award (06/30/2018)																
10737	TURTLE LAKE	05/01/1952	Active	54	4	1	3	5.88%	51	9	4		2		VP,SC	3	\$200.00
	Exc Award (06/30/2016, 06/30/2018)																
145762	Turtle Lake Area Lioness	03/23/2021	Active	13	0	0	0	0.00%	13		10		5	R	M,SC	12	
10685	UNITY AREA	06/10/1957	Active	15	0	0	0	0.00%	15		11			IP	M,SC	11	



Club Health Assessment for District 27 E1 through March 2025

			Status	Membership							Reports					Finance	LCIF
Club Number	Club Name	Charter Date		Current Member Count	YTD Members Added	YTD Members Dropped	YTD Net Growth	YTD Net Growth%	Member Count 12 Months Ago	Avg. length of service for dropped members	Months Since Last MMR ***	Yrs. Since Last Officer Report	President Rotation	Vice President Reported ****	Months Since Last Activity Report ***	Account Balance	Donations for current Fiscal Year
			Number of times on status quo within last two years	If below 15 members appears				If net loss is greater than 20% appears			If no report in 3 months appears in	When more than one year appears in	Number of repeat terms	Notes the officers that do not have an active	If no report at 12 months appears in red		
43346	WANDEROOS	01/16/1984	Active	8	2	0	2	33.33%	6		0		9	M,VP,SC	0		\$1,000.00
	Exc Award (06/30/2024)																
10738	WEBSTER	12/13/1966	Active	35	3	11	-8	-18.60%	43	2	0			IP SC	12		
30350	WINTER & AREA L C	03/13/1975	Active	24	0	1	-1	-4.00%	23	1	6			N M,SC	0		\$1,000.00
	Exc Award (06/30/2024)																

Clubs Cancelled Previous Fiscal Year – Clubs Cancelled within last 12 months may be reinstated

Club Number	Club Name	Charter Date	Current Status*	Cancellation Date
28176	DANBURY	03/26/1974	Cancelled(8*)	06/29/2024

Current Total Clubs Count	YTD New Clubs Count	YTD Cancelled Clubs Count	YTD Net Club Gain	Current Total Members Count	YTD Add	YTD Drop	YTD Net Growth	YTD Net Growth %	Member Count 12 Months Ago	Average Member Count Per Club	% of Clubs with less than 20 members	% No MMR in 3 Months	% No Officer Report in 12 Months	% of Clubs with balance 90+ days	Number of Clubs in Status Quo	% Status Quo Clubs in Financial Suspension	Number of Cancelled Clubs	Average Cancelled Club Age	Members Lost Due to Cancellation	% of Clubs Cancelled for Non-Financial Reasons
43	0	0	0	1,394	94	108	-14	-0.99%	1,417	32	28%	35%	0%	5%	0	0%	0	0	0	0%

* - P - Priority Club. Cancellation Reasons: 1-Objectives/conduct, 2-Non-active club, 5-Non-existing club, 6-Disbanding, 7-Merger, 8-Financial Suspension, 9-District/Multiple District Dues.

** - Abbreviation: P-President, S-Secretary, T-Treasurer, M-Member Chairperson, VP-First Vice President, MC-Communications Chairperson, SC-Service Chairperson

*** - Abbreviation: N/R - Never reported using the Lions Clubs website, N/A - Not applicable, No password registered for the Lions Clubs website.

**** - Abbreviation: N - New, IP - Immediate Past, R - Repeat.



Club Health Assessment for District 27 E2 through March 2025

			Status	Membership							Reports					Finance		LCIF
Club Number	Club Name	Charter Date		Current Member Count	YTD Members Added	YTD Members Dropped	YTD Net Growth	YTD Net Growth%	Member Count 12 Months Ago	Avg. length of service for dropped members	Months Since Last MMR ***	Yrs. Since Last Officer Report	President Rotation	Vice President Reported ****	Months Since Last Activity Report ***	Account Balance	Donations for current Fiscal Year	
			Number of times on status quo within last two years	If below 15 members appears				If net loss is greater than 20% appears			If no report in 3 months appears in	When more than one year appears in	Number of repeat terms	Notes the officers that do not have an active	If no report at 12 months appears in red			
Clubs less than two years old																		
179099	Chippewa Valley Emerging Leaders	02/13/2025	Newly Chartered	22	23	1	22	100.00%	0	0	0			N	SC	0		
Clubs more than two years old																		
10674	ALMA	03/21/1968	Active	11	0	2	-2	-15.38%	13	21	0		4	R	M,SC	5		
10675	ALMA CENTER	01/30/1967	Active	32	2	1	1	3.23%	29	16	2		4	R	T,M,VP,SC	5		
10676	ALTOONA	02/21/1961	Active	87	13	5	8	10.13%	75	11	0			N	SC	0	\$4,070.00	
10677	ARCADIA	07/17/1951	Active	51	0	0	0	0.00%	52		12		6		M,VP,SC	0		
10678	AUGUSTA	11/20/1939	Active	53	3	5	-2	-3.64%	55	25	0			N	SC	0		
10680	BLACK RIVER FALLS	10/08/1937	Active	45	4	4	0	0.00%	45	12	1			N	SC	0	\$1,040.00	
10681	BLAIR	03/24/1958	Active	10	0	1	-1	-9.09%	11	5	2		None		P,T,M,VP,SC	15	90+ Days	
53356	BOYCEVILLE	06/15/1992	Active	15	1	5	-4	-21.05%	20	6	4		7	N	M,SC	0		
64949	CLEGHORN	01/18/2002	Active	78	1	3	-2	-2.50%	82	7	2		2	N	M,SC	0	\$4,540.00	
Exc Award (06/30/2018, 06/30/2023)																		
10690	COCHRANE BUFFALO CITY	04/18/1967	Active	4	0	0	0	0.00%	4		25		2		M,VP,SC	N/A		
31431	DEER PARK	12/22/1975	Active	18	0	0	0	0.00%	18		1				M,VP,SC	1		
10692	DURAND	03/08/1965	Active	22	1	1	0	0.00%	24	54	3		2	N		0		
37795	EAU CLAIRE EVE	12/06/1979	Active	19	3	3	0	0.00%	20	14	1			N	M,SC	8	\$530.00	
43145	EAU CLAIRE SEYMOUR	11/22/1983	Active	46	0	3	-3	-6.12%	48	37	2			N	SC	0	\$20.00	
Exc Award (06/30/2024)																		
39868	ELEVA STRUM AREA	05/19/1981	Active	17	1	2	-1	-5.56%	18	14	0		4		M,VP,SC	0	\$5.00	
33020	ELK MOUND	11/18/1976	Active	17	0	1	-1	-5.56%	18	48	0			N	M,SC	6	\$100.00	
Exc Award (06/30/2022)																		
10694	ELLSWORTH	10/20/1930	Active	39	0	0	0	0.00%	39		6			N	SC	1	\$1,010.00	
Exc Award (06/30/2023, 06/30/2024)																		
10695	ETTRICK	07/18/1951	Active	43	0	1	-1	-2.27%	44	12	1		2	R	SC	1		
10696	FAIRCHILD	11/14/1968	Active	26	0	3	-3	-10.34%	28	24	0		2	N	M,SC	0	\$230.00	



Club Health Assessment for District 27 E2 through March 2025

Club Number	Club Name	Charter Date	Status	Membership							Reports					Finance	LCIF
				Current Member Count	YTD Members Added	YTD Members Dropped	YTD Net Growth	YTD Net Growth%	Member Count 12 Months Ago	Avg. length of service for dropped members	Months Since Last MMR ***	Yrs. Since Last Officer Report	President Rotation	Vice President Reported ****	Months Since Last Activity Report ***	Account Balance	Donations for current Fiscal Year
			Number of times on status quo within last two years	If below 15 members appears				If net loss is greater than 20% appears			If no report in 3 months appears	When more than one year appears in	Number of repeat terms	Notes the officers that do not have an active	If no report at 12 months appears in red		
10697	FALL CREEK	03/22/1954	Active	49	2	7	-5	-9.26%	53	14	2			N	SC	0	\$1,500.00
10698	FOUNTAIN CITY	09/07/1951	Active	26	1	0	1	4.00%	25		5				P,M,VP,SC	15	
60728	FOUNTAIN CITY FARM FEST	05/05/1998	Cancelled(6*)	0	0	13	-13	-100.00%	17	22	3		None		P,S,T,M,VP SC	18	
10701	GALESVILLE	08/12/1946	Active	40	0	1	-1	-2.44%	41	16	2			N	SC	2	\$80.00
	Exc Award (06/30/2024)																
39526	GLEN HILLS L C	03/03/1981	Active	28	0	0	0	0.00%	28		0			N	M,SC	2	
	Exc Award (06/30/2022)																
41886	HAMMOND	10/22/1982	Active	30	0	0	0	0.00%	30		7		5		M,VP,SC	7	
46822	HUDSON	01/23/1987	Active	33	1	1	0	0.00%	37	3	0		3		VP,SC	0	\$540.00
	Exc Award (06/30/2021, 06/30/2022, 06/30/2023)																
10704	INDEPENDENCE	08/08/1951	Active	52	5	6	-1	-1.89%	52	15	0		2	R		0	\$3,220.00
	Exc Award (06/30/2018, 06/30/2019)																
10712	MENOMONIE	10/16/1946	Active	101	4	5	-1	-0.98%	108	3	0			N		0	\$1,410.00
	Exc Award (06/30/2022, 06/30/2023)																
28018	MERRILLAN	02/14/1974	Active	7	3	1	2	40.00%	5	18	1		3		M,VP,SC	3	90+ Days
10714	MONDOVI	04/29/1959	Active	31	0	0	0	0.00%	31		10		4	R	M,SC	15	\$930.00
28019	OSSEO	02/15/1974	Active	28	1	0	1	3.70%	27		7		2		M,VP,SC	7	\$50.00
10715	PEPIN	08/24/1972	Active	15	0	4	-4	-21.05%	19	26	1		2	R	P,M,VP,SC	16	
10716	PIGEON FALLS	05/31/1960	Active	40	3	2	1	2.56%	39	23	4		11	R	VP,SC	2	
	Exc Award (06/30/2024)																
10717	PLEASANTVILLE	10/31/1968	Active	20	0	0	0	0.00%	20		0			N	P,M,VP,SC	20	90+ Days
10718	PLUM CITY	03/13/1967	Active	32	3	1	2	6.67%	31	22	1			N	SC	5	\$1,000.00
38959	PRESCOTT	10/20/1980	Active	19	0	2	-2	-9.52%	21	18	1		2	R	M,VP,SC	14	\$370.00
10722	RIVER FALLS	11/22/1937	Active	77	3	4	-1	-1.28%	87	21	1			N	M,SC	0	\$1,020.00
10723	ROBERTS	01/10/1959	Active	72	2	4	-2	-2.70%	75	8	0			N	SC	2	\$240.00
	Exc Award (06/30/2021)																
105716	SOMERSET	06/05/2009	Active(1)	27	1	2	-1	-3.57%	28	4	2			N	M,SC	0	



Club Health Assessment for District 27 E2 through March 2025

Club NumberClub NameCharter Date			Status	Membership							Reports					Finance		LCIF		
				Current Member Count	YTD Members Added	YTD Members Dropped	YTD Net Growth	YTD Net Growth%	Member Count 12 Months Ago	Avg. length of service for dropped members	Months Since Last MMR ***	Yrs. Since Last Officer Report	President Rotation	Vice President Reported ****	Months Since Last Activity Report ***	Account Balance	Donations for current Fiscal Year			
			Number of times on status quo within last two years	If below 15 members appears			If net loss is greater than 20% appears			If no report in 3 months appears in		When more than one year appears in	Number of repeat terms	Notes the officers that do not have an active		If no report at 12 months appears in red				
Exc Award (06/30/2022, 06/30/2024)																				
10729	SPRING VALLEY	10/21/1947	Active	27	0	0	0	0.00%	27		1		None	P,T,M,VP,SC	17					
10736	TREMPEALEAU	06/19/1972	Active	87	7	3	4	4.82%	84	3	0			M,VP,SC	2					
55081	WAUMANDEE AREA	12/01/1993	Active	25	0	1	-1	-3.85%	26	29	8		3	R	P,M,SC	12				
10739	WHITEHALL	07/01/1946	Active	15	1	1	0	0.00%	15	21	0		3	P,M,VP,SC	3		\$20.00			
10740	WOODVILLE	01/03/1952	Active	56	6	0	6	12.00%	50		0		N	T,SC	1		\$100.00			
Exc Award (06/30/2021)																				
Current Total Clubs Count	YTD New Clubs Count	YTD Cancelled Clubs Count	YTD Net Club Gain	Current Total Members Count	YTD Add	YTD Drop	YTD Net Growth	YTD Net Growth %	Member Count 12 Months Ago	Average Member Count Per Club	% of Clubs with less than 20 members	% No MMR in 3 Months	% No Officer Report in 12 Months	% of Clubs with balance 90+ days	Number of Clubs in Status Quo	% Status Quo Clubs in Financial Suspension	Number of Cancelled Clubs	Average Cancelled Club Age	Members Lost Due to Cancellation	% of Clubs Cancelled for Non-Financial Reasons
44	1	1	0	1,592	95	99	-4	-0.25%	1,619	36	27%	25%	0%	7%	0	0%	1	27	13	100%

* - P - Priority Club. Cancellation Reasons: 1-Objectives/conduct, 2-Non-active club, 5-Non-existing club, 6-Disbanding, 7-Merger, 8-Financial Suspension, 9-District/Multiple District Dues.

** - Abbreviation: P-President, S-Secretary, T-Treasurer, M-Member Chairperson, VP-First Vice President, MC-Communications Chairperson, SC-Service Chairperson

*** - Abbreviation: N/R - Never reported using the Lions Clubs website, N/A - Not applicable, No password registered for the Lions Clubs website.

**** - Abbreviation: N - New, IP - Immediate Past, R - Repeat.



Club Health Assessment for District 28 U through March 2025

			Status	Membership							Reports					Finance		LCIF
Club Number	Club Name	Charter Date		Current Member Count	YTD Members Added	YTD Members Dropped	YTD Net Growth	YTD Net Growth%	Member Count 12 Months Ago	Avg. length of service for dropped members	Months Since Last MMR ***	Yrs. Since Last Officer Report	President Rotation	Vice President Reported ****	Months Since Last Activity Report ***	Account Balance	Donations for current Fiscal Year	
			Number of times on status quo within last two years	If below 15 members appears				If net loss is greater than 20% appears			If no report in 3 months appears in	When more than one year appears in	Number of repeat terms	Notes the officers that do not have appears in an active	If no report at 12 months red			
Clubs less than two years old																		
172109	Weber State University	06/17/2024	Active	24	10	7	3	14.29%	0	0	2		2	M,VP,SC	0	90+ Days		
Clubs more than two years old																		
10778	BINGHAM CANYON	11/01/1938	Active(2)	23	23	38	-15	-39.47%	37	14	2		2	R M,SC	3			
10779	BLUFFDALE	05/27/1957	Active	28	2	0	2	7.69%	30		2		None	N P,M,SC	24+			
10741	BOUNTIFUL	10/10/1938	Active	46	3	1	2	4.55%	44	3	0			N M,SC	23		\$220.00	
10745	COALVILLE	04/05/1937	Active	13	0	0	0	0.00%	14		10		2	N SC	4			
10783	EAST MILL CREEK	12/02/1943	Active	10	1	3	-2	-16.67%	10	9	2		2	N M,SC	14			
10817	FLAMING GORGE	01/27/1958	Active	24	0	0	0	0.00%	24		1			N M	24+			
10788	HOLLADAY	02/11/1943	Active	6	0	0	0	0.00%	6		17		5	VP,SC	24+		\$500.00	
10750	HYDE PARK	12/07/1947	Active	11	0	0	0	0.00%	11		13			P,M,VP,SC	22			
10824	KAMAS VALLEY	04/06/1937	Active(1)	15	0	0	0	0.00%	15		8			N M,SC	24+		\$500.00	
10754	LOGAN	12/18/1934	Active	7	0	6	-6	-46.15%	13	21	1		2	T,M,VP,SC	24+	90+ Days		
10792	MAGNA	11/27/1925	Active	8	0	0	0	0.00%	8		17		9	M,VP,SC	24+	90+ Days	\$100.00	
10756	MORGAN	09/21/1929	Active	20	3	1	2	11.11%	19	4	7			N M,SC	24+			
105861	PARADISE	06/17/2009	Active(2)	14	0	0	0	0.00%	0		9		3	M,VP,SC	24+	90+ Days		
58473	PARK CITY	06/24/1996	Active	9	0	1	-1	-10.00%	10	11	4			M,VP,SC	0		\$50.00	
10762	PLAIN CITY	04/02/1948	Active	19	0	0	0	0.00%	19		0			P,M,VP,SC	11			
10765	RICHMOND	01/18/1929	Active	18	1	1	0	0.00%	17	1	1		None	P,M,VP,SC	10			
10768	RIVERDALE	05/23/1954	Active	22	1	1	0	0.00%	26	5	2			N	0		\$1,000.00	
Exc Award (06/30/2023)																		
10797	SALT LAKE CITY	06/07/1921	Active	4	0	0	0	0.00%	4		17		3	R M,SC	18			
56349	SALT LAKE CITY RED BUTTE	12/28/1994	Cancelled(6*)	0	0	16	-16	-100.00%	16	23	6		None	P,S,T,M,VP SC	24+			
10801	SALT LAKE CITY ROSE PARK	04/18/1950	Active	24	1	2	-1	-4.00%	27	4	1		None	R P,M,VP,SC	22		\$951.00	
10769	SMITHFIELD	12/15/1947	Active	16	2	2	0	0.00%	14	14	4			N M,SC	1		\$150.00	



Club Health Assessment for District 28 U through March 2025

Club Number	Club Name	Charter Date	Status	Membership							Reports					Finance	LCIF
				Current Member Count	YTD Members Added	YTD Members Dropped	YTD Net Growth	YTD Net Growth%	Member Count 12 Months Ago	Avg. length of service for dropped members	Months Since Last MMR ***	Yrs. Since Last Officer Report	President Rotation	Vice President Reported ****	Months Since Last Activity Report ***	Account Balance	Donations for current Fiscal Year
			Number of times on status quo within last two years	If below 15 members appears				If net loss is greater than 20% appears			If no report in 3 months appears in	When more than one year appears in	Number of repeat terms	Notes the officers that do not have an active	If no report at 12 months appears in red		
10807	SOUTH SALT LAKE	12/18/1944	Active	14	3	1	2	16.67%	12	51	1			N	VP,SC	0	\$1,700.00
10772	SYRACUSE	07/19/1951	Active(1)	20	3	3	0	0.00%	20	4	0		2	R	SC	0	\$6,953.52
10773	TREMONTON	01/09/1930	Active	20	2	1	1	5.26%	19	9	6		5	N	M,SC	N/R	
10774	WASHINGTON TERRACE	05/25/1959	Active	2	0	1	-1	-33.33%	3	16	8		9		M,VP,SC	22	

Clubs Cancelled Previous Fiscal Year – Clubs Cancelled within last 12 months may be reinstated

Club Number	Club Name	Charter Date	Current Status*	Cancellation Date
10766	RIVER HEIGHTS	03/15/1951	Cancelled(6*)	12/29/2023
10810	UNION	01/09/1945	Cancelled(8*)	12/29/2023

Current Total Clubs Count	YTD New Clubs Count	YTD Cancelled Clubs Count	YTD Net Club Gain	Current Total Members Count	YTD Add	YTD Drop	YTD Net Growth	YTD Net Growth %	Member Count 12 Months Ago	Average Member Count Per Club	% of Clubs with less than 20 members	% No MMR in 3 Months	% No Officer Report in 12 Months	% of Clubs with balance 90+ days	Number of Clubs in Status Quo	% Status Quo Clubs in Financial Suspension	Number of Cancelled Clubs	Average Cancelled Club Age	Members Lost Due to Cancellation	% of Clubs Cancelled for Non-Financial Reasons
25	0	1	-1	417	55	85	-30	-6.71%	418	17	60%	48%	0%	16%	0	0%	1	181	16	0%

* - P - Priority Club. Cancellation Reasons: 1-Objectives/conduct, 2-Non-active club, 5-Non-existing club, 6-Disbanding, 7-Merger, 8-Financial Suspension, 9-District/Multiple District Dues.

** - Abbreviation: P-President, S-Secretary, T-Treasurer, M-Member Chairperson, VP-First Vice President, MC-Communications Chairperson, SC-Service Chairperson

*** - Abbreviation: N/R - Never reported using the Lions Clubs website, N/A - Not applicable, No password registered for the Lions Clubs website.

**** - Abbreviation: N - New, IP - Immediate Past, R - Repeat.



Club Health Assessment for District 28 T through March 2025

			Status	Membership							Reports					Finance	LCIF
Club Number	Club Name	Charter Date		Current Member Count	YTD Members Added	YTD Members Dropped	YTD Net Growth	YTD Net Growth%	Member Count 12 Months Ago	Avg. length of service for dropped members	Months Since Last MMR ***	Yrs. Since Last Officer Report	President Rotation	Vice President Reported ****	Months Since Last Activity Report ***	Account Balance	Donations for current Fiscal Year
			Number of times on status quo within last two years	If below 15 members appears				If net loss is greater than 20% appears			If no report in 3 months appears in	When more than one year appears in	Number of repeat terms	Notes the officers that do not have appears in an active	If no report at 12 months red		
Clubs more than two years old																	
10846	BRYCE	03/22/1962	Active	19	0	0	0	0.00%	19		8		3	T,M,VP,SC	24+	90+ Days	
10847	CEDAR CITY	12/22/1930	Active	57	7	6	1	1.79%	56	10	0		2	N SC	14		\$1,000.00
10818	DUCHESNE	01/18/1939	Active	9	0	0	0	0.00%	9		8		10	T,M,VP,SC	24+		
10850	EPHRAIM	09/15/1924	Active	17	0	0	0	0.00%	17		9		3	M,VP,SC	24+		
10851	ESCALANTE	07/12/1962	Active	16	0	0	0	0.00%	16		8		10	S,T,M,VP,SC	24+	90+ Days	
38587	FOUNTAIN GREEN	06/29/1980	Active	10	0	0	0	0.00%	11		9		10	M,VP,SC	24+		\$200.00
38288	GLENDALE LONG VALLEY	04/28/1980	Cancelled(8*)	0	0	34	-34	-100.00%	34	15	3	1	None	P,S,T,M,VP SC	N/R	90+ Days	
10855	GUNNISON VALLEY L C	02/26/1924	Active	37	0	0	0	0.00%	37		9		2	R P,S,T,M,SC	24+		
10856	HINCKLEY	02/26/1951	Active	10	0	0	0	0.00%	10		9		8	P,S,M,VP,SC	24+		
10857	HURRICANE	04/16/1941	Active	10	1	0	1	11.11%	7		4		3	R M,SC	24+		\$500.00
55367	MAYFIELD	03/03/1994	Active	19	2	4	-2	-9.52%	21	4	2			N M,SC	20		\$1,000.00
10861	MILFORD	04/29/1924	Active	15	0	0	0	0.00%	15		9		13	S,M,VP,SC	N/R		
10828	MOAB	07/31/1930	Active	2	0	0	0	0.00%	2		28	2	None	P,S,T,M,VP SC	24+	90+ Days	
10863	MONROE	05/05/1927	Active(2)	13	13	17	-4	-23.53%	17	13	0		3	M,VP,SC	N/R		
10830	MONTICELLO	12/20/1945	Active(1)	18	2	1	1	5.88%	17	9	5		2	R M,SC	0		\$100.00
10866	NEPHI	03/10/1948	Active	25	0	0	0	0.00%	25		18		None	P,M,VP,SC	24+		\$2,000.00
10867	PANGUITCH	12/24/1929	Active	13	0	5	-5	-27.78%	18	2	0			M,VP,SC	8		
10868	PAROWAN	02/22/1962	Active	11	0	0	0	0.00%	11		10		9	R M,VP,SC	N/R		
10869	PAYSON	01/08/1924	Active	21	0	1	-1	-4.55%	22	9	7			N SC	18		\$100.00
10834	PLEASANT GROVE	10/24/1938	Active	4	0	0	0	0.00%	4		10		4	S,M,VP,SC	9		
10870	RICHFIELD	11/22/1928	Active	27	0	6	-6	-18.18%	33	11	3			N M,SC	0		
10872	SALINA	03/20/1924	Active	11	2	1	1	10.00%	9	13	2		2	R SC	N/R	90+ Days	\$825.00
10871	ST GEORGE	11/05/1934	Active	63	0	2	-2	-3.08%	65	26	8			N P,M,VP,SC	24+		
10874	WASHINGTON	05/14/1969	Active	24	8	0	8	50.00%	16		1		4	R SC	24+		



Club Health Assessment for District 28 T through March 2025

Club NumberClub NameCharter Date			Status	Membership							Reports					Finance		LCIF		
				Current Member Count	YTD Members Added	YTD Members Dropped	YTD Net Growth	YTD Net Growth%	Member Count 12 Months Ago	Avg. length of service for dropped members	Months Since Last MMR ***	Yrs. Since Last Officer Report	President Rotation	Vice President Reported ****	Months Since Last Activity Report ***	Account Balance	Donations for current Fiscal Year			
			Number of times on status quo within last two years	If below 15 members appears				If net loss is greater than 20% appears			If no report in 3 months appears in	When more than one year appears in	Number of repeat terms	Notes the officers that do not have an active	If no report at 12 months appears in red					
10876	ZION CANYON	05/20/1950	Active	17	0	0	0	0.00%	24		9		10	S,M,VP,SC	24+					
Current Total Clubs Count	YTD New Clubs Count	YTD Cancelled Clubs Count	YTD Net Club Gain	Current Total Members Count	YTD Add	YTD Drop	YTD Net Growth	YTD Net Growth %	Member Count 12 Months Ago	Average Member Count Per Club	% of Clubs with less than 20 members	% No MMR in 3 Months	% No Officer Report in 12 Months	% of Clubs with balance 90+ days	Number of Clubs in Status Quo	% Status Quo Clubs in Financial Suspension	Number of Cancelled Clubs	Average Cancelled Club Age	Members Lost Due to Cancellation	% of Clubs Cancelled for Non-Financial Reasons
24	0	1	-1	468	35	77	-42	-8.24%	515	20	71%	75%	4%	17%	0	0%	1	45	34	0%

* - P - Priority Club. Cancellation Reasons: 1-Objectives/conduct, 2-Non-active club, 5-Non-existing club, 6-Disbanding, 7-Merger, 8-Financial Suspension, 9-District/Multiple District Dues.


** - Abbreviation: P-President, S-Secretary, T-Treasurer, M-Member Chairperson, VP-First Vice President, MC-Communications Chairperson, SC-Service Chairperson

*** - Abbreviation: N/R - Never reported using the Lions Clubs website, N/A - Not applicable, No password registered for the Lions Clubs website.

**** - Abbreviation: N - New, IP - Immediate Past, R - Repeat.



Club Health Assessment for District 29 L through March 2025

			Status	Membership							Reports					Finance	LCIF
Club Number	Club Name	Charter Date		Current Member Count	YTD Members Added	YTD Members Dropped	YTD Net Growth	YTD Net Growth%	Member Count 12 Months Ago	Avg. length of service for dropped members	Months Since Last MMR ***	Yrs. Since Last Officer Report	President Rotation	Vice President Reported ****	Months Since Last Activity Report ***	Account Balance	Donations for current Fiscal Year
			Number of times on status quo within last two years	If below 15 members appears				If net loss is greater than 20% appears			If no report in 3 months appears in	When more than one year appears in	Number of repeat terms	Notes the officers that do not have an active	If no report at 12 months appears in red		
Clubs more than two years old																	
10998	BARBOURSVILLE	12/18/1942	Active	28	0	3	-3	-9.68%	34	10	2		2	VP	3		
10877	BARRACKVILLE	12/10/1957	Active	14	1	0	1	7.69%	13		1		2	N T,M,SC	3		
10878	BOAZ	03/11/1971	Active	8	1	1	0	0.00%	8	2	4		6	M,VP,SC	24+		
10880	CHESTER	09/18/1947	Active	37	1	4	-3	-7.50%	40	13	0		3	R M,SC	4		\$1,000.00
Exc Award (06/30/2024)																	
10881	CLAY BATTELLE DISTRICT L C	03/16/1969	Active(1)	6	0	0	0	0.00%	6		3		7	S,T,M,VP,SC	24+		
35997	DALLAS	08/14/1978	Active	20	4	1	3	17.65%	18	2	0			P,M,VP,SC	16		\$150.00
10883	DODDRIDGE COUNTY L C	03/26/1968	Active	37	0	3	-3	-7.50%	38	19	0			R P,S,VP	12		\$1,140.00
10886	ELM GROVE	10/26/1943	Active	13	0	1	-1	-7.14%	14	56	6		2	R M,VP,SC	0		\$50.00
10887	FAIRMONT	04/20/1923	Active	18	1	2	-1	-5.26%	19	9	0		4	R SC	0		\$500.00
Exc Award (06/30/2023, 06/30/2024)																	
10891	FOLLANSBEE	01/10/1940	Active	16	1	0	1	6.67%	16		8			VP	12		\$160.00
Exc Award (06/30/2023, 06/30/2024)																	
10892	FRIENDLY	09/03/1959	Active	30	6	3	3	11.11%	29	3	0			N	0		\$550.00
Exc Award (06/30/2017, 06/30/2018, 06/30/2020)																	
10894	GLENVILLE	09/30/1957	Active	30	1	1	0	0.00%	30	3	0			R M,SC	24+		
10896	GRANTSVILLE	05/14/1947	Active	23	1	5	-4	-14.81%	27	3	1			N P,M,VP,SC	2		
10898	HARRISVILLE	05/28/1930	Active	10	0	0	0	0.00%	10		0		None	P,S,M,VP,SC	22		
11019	HUNTINGTON DOWNTOWN	03/09/1922	Active	1	0	2	-2	-66.67%	3	42	3		8	S,T,M,VP,SC	18		
11024	LESAGE	08/07/1972	Active	15	0	7	-7	-31.82%	22	3	2			T,M,VP,SC	24+		\$20.00
31251	LIBERTY	10/09/1975	Active	29	1	0	1	3.57%	28		9		7	R T,M,VP	24+		
11029	MILTON	01/16/1930	Active	13	1	5	-4	-23.53%	16	24	5		None	R P,M,VP,SC	24+		
10907	MORGANTOWN AREA	05/11/1923	Active	18	0	0	0	0.00%	12		5			N M,VP,SC	24+		\$240.00
10908	MOUNDSVILLE	09/11/1941	Active	41	5	2	3	7.89%	38	32	0			N T,SC	24+		\$350.00
29361	MT OLIVET	05/29/1974	Active	42	11	0	11	35.48%	33		0			N M,SC	0		\$2,170.00



Club Health Assessment for District 29 L through March 2025

			Status	Membership							Reports					Finance	LCIF
Club Number	Club Name	Charter Date		Current Member Count	YTD Members Added	YTD Members Dropped	YTD Net Growth	YTD Net Growth%	Member Count 12 Months Ago	Avg. length of service for members	Months Since Last MMR ***	Yrs. Since Last Officer Report	President Rotation	Vice President Reported ****	Months Since Last Activity Report ***	Account Balance	Donations for current Fiscal Year
			Number of times on status quo within last two years	If below 15 members appears					If net loss is greater than 20% appears			If no report in 3 months appears in	When more than one year appears in	Number of repeat terms	Notes the officers that do not have an active	If no report at 12 months appears in red	
Exc Award (06/30/2017, 06/30/2018, 06/30/2020)																	
10910	NEW CUMBERLAND	04/09/1946	Active	32	1	2	-1	-3.03%	32	10	4			N	M,SC	3	\$100.00
10912	NEW MARTINSVILLE	01/30/1946	Active	13	0	2	-2	-13.33%	16	27	3		2	R	SC	15	
Exc Award (06/30/2018)																	
10911	NEWELL	12/06/1946	Active	17	0	0	0	0.00%	15		9		2	R	SC	24+	
140734	Ohio County Virtual	01/29/2020	Active	29	3	3	0	0.00%	28	4	0			N		9	
Exc Award (06/30/2021)																	
10913	PADEN CITY	11/14/1927	Active	23	0	1	-1	-4.17%	24	23	3		3	R	M	5	90+ Days
10914	PARKERSBURG	02/24/1922	Active	30	2	1	1	3.45%	29	3	2			N	M,SC	4	\$11,490.00
Exc Award (06/30/2024)																	
44959	PINE GROVE SHORTLINE	05/13/1985	Active	9	0	2	-2	-18.18%	11	15	7		3		M,VP,SC	24+	\$100.00
101913	PLEASANTS AREA	05/21/2008	Active	14	0	1	-1	-6.67%	16	17	4		7	R		0	\$360.00
Exc Award (06/30/2018, 06/30/2019)																	
11050	PUTNAM COUNTY	01/09/1947	Active	30	0	0	0	0.00%	30		5		2		M,VP,SC	3	\$2,000.00
11036	RAVENSWOOD	10/29/1929	Cancelled(8*)	9	9	14	-5	-35.71%	14	27	1		8		M,VP,SC	22	90+ Days
10918	RIVESVILLE	09/28/1942	Active	4	0	0	0	0.00%	4		22	1	None		P,S,T,M,VP SC	23	90+ Days
10919	SISTERSVILLE	06/27/1947	Active	13	0	0	0	0.00%	13		4		6	R	M	21	\$50.00
Exc Award (06/30/2017)																	
10921	SOUTH PARKERSBURG	11/18/1941	Active	8	0	1	-1	-11.11%	9	23	0		11		T,M,VP,SC	22	
11020	SOUTHEAST HUNTINGTON	01/25/1955	Active	19	1	16	-15	-44.12%	34	15	3		2		S,VP,SC	20	
11043	SPENCER	04/19/1928	Active	10	0	0	0	0.00%	10		6		9		P,S,T,M,VP SC	22	
10928	WASHINGTON	03/19/1964	Active	17	0	1	-1	-5.56%	20	50	8		13	R	SC	24+	
10929	WAVERLY	11/12/1951	Active(2)	3	0	4	-4	-57.14%	7	39	6		8		M,VP,SC	21	90+ Days
10930	WEIRTON	08/03/1936	Active	27	7	0	7	35.00%	21		0		2	R		4	\$135.00
Exc Award (06/30/2019, 06/30/2020, 06/30/2020)																	
10932	WELLSBURG	07/23/1936	Active	27	0	0	0	0.00%	28		3			R	SC	21	90+ Days
10933	WEST LIBERTY	02/08/1972	Active	15	0	1	-1	-6.25%	16	24	7			N	M,SC	24+	\$50.00



Club Health Assessment for District 29 L through March 2025

INTERNATIONAL

Club Number	Club Name	Charter Date	Status	Membership							Reports					Finance	LCIF
			Current Member Count	YTD Members Added	YTD Members Dropped	YTD Net Growth	YTD Net Growth%	Member Count 12 Months Ago	Avg. length of service for dropped members	Months Since Last MMR ***	Yrs. Since Last Officer Report	President Rotation	Vice President Reported ****	Months Since Last Activity Report ***	Account Balance	Donations for current Fiscal Year	
			Number of times on status quo within last two years	If below 15 members appears				If net loss is greater than 20% appears			If no report in 3 months appears in	When more than one year appears in	Number of repeat terms	Notes the officers that do not have an active	If no report at 12 months appears in red		
87844	WESTERN MONONGALIA COUNTY AREA Exc Award (06/30/2020)	05/24/2005	Active	8	0	0	0	0.00%	8		6		None	P,M,VP,SC	0		\$200.00
10935	WHEELING	01/06/1922	Active	58	5	5	0	0.00%	57	23	0			R M,SC	0		\$6,700.00
44289	WHEELING ISLAND Exc Award (06/30/2019, 06/30/2020)	10/29/1984	Active	9	0	1	-1	-10.00%	10	5	1		2	R S,M	4		\$380.00
10937	WHEELING WARWOOD Exc Award (06/30/2016, 06/30/2018)	11/08/1944	Active	26	1	10	-9	-25.71%	35	7	1			R S,T,SC	7		\$500.00
10938	WILLIAMSTOWN	08/30/1946	Active	31	1	15	-14	-31.11%	45	14	1		2	N	1		\$1,235.00

Clubs Cancelled Previous Fiscal Year – Clubs Cancelled within last 12 months may be reinstated

Club Number	Club Name	Charter Date	Current Status*	Cancellation Date
43617	SCOTT DEPOT SCOTT TEAYS	03/05/1984	Cancelled(7*)	12/29/2023
10934	WESTOVER	08/18/1950	Cancelled(7*)	06/29/2024

Current Total Clubs Count	YTD New Clubs Count	YTD Cancelled Clubs Count	YTD Net Club Gain	Current Total Members Count	YTD Add	YTD Drop	YTD Net Growth	YTD Net Growth %	Member Count 12 Months Ago	Average Member Count Per Club	% of Clubs with less than 20 members	% No MMR in 3 Months	% No Officer Report in 12 Months	% of Clubs with balance 90+ days	Number of Clubs in Status Quo	% Status Quo Clubs in Financial Suspension	Number of Cancelled Clubs	Average Cancelled Club Age	Members Lost Due to Cancellation	% of Clubs Cancelled for Non-Financial Reasons
45	0	1	-1	930	65	120	-55	-5.58%	986	21	56%	53%	2%	9%	0	0%	1	209	14	0%

* - P - Priority Club. Cancellation Reasons: 1-Objectives/conduct, 2-Non-active club, 5-Non-existing club, 6-Disbanding, 7-Merger, 8-Financial Suspension, 9-District/Multiple District Dues.

** - Abbreviation: P-President, S-Secretary, T-Treasurer, M-Member Chairperson, VP-First Vice President, MC-Communications Chairperson, SC-Service Chairperson

*** - Abbreviation: N/R - Never reported using the Lions Clubs website, N/A - Not applicable, No password registered for the Lions Clubs website.

**** - Abbreviation: N - New, IP - Immediate Past, R - Repeat.



Club Health Assessment for District 29 C through March 2025

			Status	Membership							Reports					Finance		LCIF
Club Number	Club Name	Charter Date		Current Member Count	YTD Members Added	YTD Members Dropped	YTD Net Growth	YTD Net Growth%	Member Count 12 Months Ago	Avg. length of service for dropped members	Months Since Last MMR ***	Yrs. Since Last Officer Report	President Rotation	Vice President Reported ****	Months Since Last Activity Report ***	Account Balance	Donations for current Fiscal Year	
			Number of times on status quo within last two years	If below 15 members appears					If net loss is greater than 20% appears			If no report in 3 months appears in	When more than one year appears in	Number of repeat terms	Notes the officers that do not have appears in an active	If no report at 12 months red		
Clubs less than two years old																		
171604	Concord University	06/04/2024	Active	22	0	0	0	0.00%	0		2		2	R	M,SC	N/R		
Clubs more than two years old																		
10997	ALUM CREEK	07/21/1961	Active	36	0	6	-6	-14.29%	42	14	1				VP,SC	3		\$250.00
11052	ANSTED	10/16/1973	Active	16	0	0	0	0.00%	16		11		6		VP,SC	12	90+ Days	
Exc Award (06/30/2021)																		
11053	ATHENS	10/22/1946	Active	28	1	2	-1	-3.45%	36	3	3		None		P,VP,SC	14		\$400.00
11056	BEAVER	10/23/1946	Active	13	0	0	0	0.00%	13		33		None		P,S,M,VP,SC	15		
11057	BECKLEY	05/15/1931	Active	13	3	1	2	18.18%	12	0	1		6		P,T,M,VP,SC	3		
Exc Award (06/30/2021)																		
10999	BELLE-RAND	12/17/1943	Cancelled(8*)	0	0	14	-14	-100.00%	14	25	3	1	None		P,S,T,M,VP SC	24+	90+ Days	
11058	BLUEFIELD	04/08/1922	Active	29	4	7	-3	-9.38%	31	10	0		2	R	M	13		
11059	BLUEWELL	01/27/1955	Active(1)	26	4	1	3	13.04%	18	0	4		2		M,VP,SC	24+		
11062	BRADSHAW	11/28/1956	Cancelled(8*)	0	0	7	-7	-100.00%	7	17	3	1	None		P,S,T,M,VP SC	24+	90+ Days	
46286	CEREDO-KENOVA RIVER CITIES	06/16/1986	Active	8	0	0	0	0.00%	8		19	1	None		P,S,T,M,VP SC	24+	90+ Days	
41668	CHAPMANVILLE	06/28/1982	Active	11	2	0	2	22.22%	9		6		6	R	P,M,SC	14		
11002	CHARLESTON	09/30/1921	Active(1)	15	0	0	0	0.00%	15		29	1	None		P,S,T,M,VP SC	24+	90+ Days	
11003	CHARLESTON KANAWHA CITY	11/29/1954	Active	34	0	0	0	0.00%	36		4			N		4		\$2,000.00
37466	CHARLESTON SOUTHRDG PACESETTER	08/28/1979	Active	20	3	0	3	17.65%	18		2				T,VP,SC	12		\$200.00
Exc Award (06/30/2019)																		
41887	CHARLESTON WEST	10/19/1982	Active	12	0	0	0	0.00%	13		11		2	R	SC	11		
11064	CLAY	07/05/1940	Active(1)	17	2	2	0	0.00%	19	49	4		7		M,VP,SC	15		
11008	CLENDENIN	10/09/1928	Active(2)	23	0	0	0	0.00%	23		16	1	None		P,S,T,M,VP SC	24+	90+ Days	
11067	CRAB ORCHARD MACARTHUR	03/05/1964	Active	13	1	1	0	0.00%	13	11	3		2	R	T,M,SC	11		
11068	CRAIGSVILLE	05/13/1960	Active	11	0	0	0	0.00%	11		13		10		S,T,M,VP,SC	15		




Club Health Assessment for District 29 C through March 2025

			Status	Membership							Reports					Finance	LCIF
Club Number	Club Name	Charter Date		Current Member Count	YTD Members Added	YTD Members Dropped	YTD Net Growth	YTD Net Growth%	Member Count 12 Months Ago	Avg. length of service for dropped members	Months Since Last MMR ***	Yrs. Since Last Officer Report	President Rotation	Vice President Reported ****	Months Since Last Activity Report ***	Account Balance	Donations for current Fiscal Year
			Number of times on status quo within last two years	If below 15 members appears				If net loss is greater than 20% appears			If no report in 3 months appears in	When more than one year appears in	Number of repeat terms	Notes the officers that do not have an active	If no report at 12 months red		
50748	DANVILLE AREA	06/27/1990	Active	24	0	0	0	0.00%	25		10		None	P,S,T,M,VP SC	22	90+ Days	
11014	DUNBAR	11/24/1930	Active	8	0	0	0	0.00%	8		17		4	T,M,VP,SC	24+		
	Exc Award (06/30/2019)																
11070	DURBIN	09/25/1946	Active	38	3	2	1	2.70%	40	19	5			N	M,SC	24+	\$1,700.00
11071	FAYETTEVILLE	09/08/1954	Active	17	2	1	1	6.25%	17	9	3			N	M,SC	21	
11072	FLATWOODS HEATERS L C	09/26/1957	Active	12	0	0	0	0.00%	12		33	1	None	P,S,T,M,VP SC	24+	90+ Days	
	Exc Award (06/30/2021)																
11074	GASSAWAY	05/25/1945	Active	25	4	1	3	13.64%	21	7	0		4	R		0	\$400.00
	Exc Award (06/30/2018)																
11075	GAULEY BRIDGE	10/19/1964	Active(1)	10	0	0	0	0.00%	10		14	1	None	P,S,T,M,VP SC	15	90+ Days	
11000	GLASGOW CEDAR GROVE	03/22/1945	Active	16	0	0	0	0.00%	19		10		None	P,S,T,M,VP SC	24+	90+ Days	
11018	HAMLIN	08/07/1945	Cancelled(8*)	0	0	20	-20	-100.00%	20	14	3	1	None	P,S,T,M,VP SC	24+	90+ Days	
46823	HINTON	01/12/1987	Active	17	2	3	-1	-5.56%	18	4	2			N	M,SC	4	90+ Days
	Exc Award (06/30/2021, 06/30/2023)																
11079	LEWISBURG	02/14/1940	Active	26	1	1	0	0.00%	26	25	3		2	R	M	0	\$500.00
11025	LOGAN	05/13/1940	Active	28	0	5	-5	-15.15%	31	6	1		2	R	P,M,SC	1	
	Exc Award (06/30/2021, 06/30/2023)																
11026	LOUDENDALE	02/28/1966	Active	9	0	2	-2	-18.18%	11	4	1		9	N	M,VP,SC	24+	
44718	MAN	03/07/1985	Active	20	0	0	0	0.00%	20		22		11		S,T,M,VP,SC	11	
11080	MARLINTON	01/15/1953	Active	20	2	0	2	11.11%	18		8		2	R	T,M,SC	0	\$500.00
11082	MONTGOMERY	12/27/1929	Active(1)	7	1	1	0	0.00%	5	30	4		9	N	S,T,M,VP,SC	9	90+ Days
11083	MOUNT HOPE	08/25/1930	Active	44	2	0	2	4.76%	45		1		2		M,VP,SC	1	
11085	OAK HILL	09/22/1938	Active	22	1	0	1	4.76%	13		2		5		M,VP,SC	11	\$350.00
	Exc Award (06/30/2019)																
11086	PINEVILLE	09/24/1953	Active	30	0	0	0	0.00%	29		5		2	N	M,SC	0	\$937.83
	Exc Award (06/30/2023, 06/30/2024)																
11087	PRINCETON	05/22/1940	Active	16	1	1	0	0.00%	16	1	6		5	R	M,VP,SC	0	



Club Health Assessment for District 29 C through March 2025

			Status	Membership							Reports					Finance	LCIF
Club Number	Club Name	Charter Date		Current Member Count	YTD Members Added	YTD Members Dropped	YTD Net Growth	YTD Net Growth%	Member Count 12 Months Ago	Avg. length of service for dropped members	Months Since Last MMR ***	Yrs. Since Last Officer Report	President Rotation	Vice President Reported ****	Months Since Last Activity Report ***	Account Balance	Donations for current Fiscal Year
			Number of times on status quo within last two years	If below 15 members appears				If net loss is greater than 20% appears			If no report in 3 months appears in	When more than one year appears in	Number of repeat terms		Notes the officers that do not have an active	If no report at 12 months appears in red	
Exc Award (06/30/2021)																	
11081	RAINELLE	06/23/1930	Active(1)	7	0	0	0	0.00%	7		33	1	None	P,S,T,M,VP SC	24+	90+ Days	\$500.00
11088	RICHWOOD	02/27/1947	Active	9	0	1	-1	-10.00%	10	50	1		None	P,T,M,VP,SC	24+		
11089	RONCEVERTE	04/24/1946	Active	26	0	0	0	0.00%	27		10		8	M,VP,SC	15		
11040	SISSONVILLE	03/06/1951	Active	13	0	2	-2	-13.33%	15	3	0		4	N S,SC	6		
11041	SOUTH CHARLESTON	09/01/1936	Active	12	2	3	-1	-7.69%	13	15	1		2	M,VP,SC	21		
Exc Award (06/30/2017, 06/30/2018)																	
144117	University of Charleston	12/16/2020	Active	15	1	0	1	7.14%	23		4		2	P,T,M,VP,SC	5	90+ Days	\$1,000.00
11096	WELCH	11/29/1937	Active	18	4	2	2	12.50%	18	23	2		None	R P,M,SC	22		
11097	WHITE SULPHUR SPRINGS	01/14/1957	Active	21	0	0	0	0.00%	18		11		N	T,SC	0		

Clubs Cancelled Previous Fiscal Year – Clubs Cancelled within last 12 months may be reinstated

Club Number	Club Name	Charter Date	Current Status*	Cancellation Date
11073	GARY	01/11/1968	Cancelled(6*)	01/29/2024

Current Total Clubs Count	YTD New Clubs Count	YTD Cancelled Clubs Count	YTD Net Club Gain	Current Total Members Count	YTD Add	YTD Drop	YTD Net Growth	YTD Net Growth %	Member Count 12 Months Ago	Average Member Count Per Club	% of Clubs with less than 20 members	% No MMR in 3 Months	% No Officer Report in 12 Months	% of Clubs with balance 90+ days	Number of Clubs in Status Quo	% Status Quo Clubs in Financial Suspension	Number of Cancelled Clubs	Average Cancelled Club Age	Members Lost Due to Cancellation	% of Clubs Cancelled for Non-Financial Reasons
45	0	3	-3	857	46	86	-40	-4.46%	889	19	56%	67%	13%	27%	0	0%	3	95	41	0%

* - P - Priority Club. Cancellation Reasons: 1-Objectives/conduct, 2-Non-active club, 5-Non-existing club, 6-Disbanding, 7-Merger, 8-Financial Suspension, 9-District/Multiple District Dues.


** - Abbreviation: P-President, S-Secretary, T-Treasurer, M-Member Chairperson, VP-First Vice President, MC-Communications Chairperson, SC-Service Chairperson

*** - Abbreviation: N/R - Never reported using the Lions Clubs website, N/A - Not applicable, No password registered for the Lions Clubs website.

**** - Abbreviation: N - New, IP - Immediate Past, R - Repeat.



Club Health Assessment for District 29 I through March 2025

			Status	Membership							Reports					Finance		LCIF
Club Number	Club Name	Charter Date		Current Member Count	YTD Members Added	YTD Members Dropped	YTD Net Growth	YTD Net Growth%	Member Count 12 Months Ago	Avg. length of service for dropped members	Months Since Last MMR ***	Yrs. Since Last Officer Report	President Rotation	Vice President Reported ****	Months Since Last Activity Report ***	Account Balance	Donations for current Fiscal Year	
			Number of times on status quo within last two years	If below 15 members appears				If net loss is greater than 20% appears			If no report in 3 months appears in	When more than one year appears in	Number of repeat terms	Notes the officers that do not have an active	If no report at 12 months appears in red			
Clubs more than two years old																		
10942	BERKELEY SPRINGS	10/15/1945	Active	57	4	2	2	3.64%	57	8	4			N	SC	3	\$3,939.71	
Exc Award (06/30/2016, 06/30/2017, 06/30/20																		
10943	BRIDGEPORT	06/12/1930	Active	32	2	9	-7	-17.95%	39	9	1			R	M,SC	0	\$1,050.00	
Exc Award (06/30/2016, 06/30/2018, 06/30/20																		
10944	BRUCETON MILLS COMMUNITY	10/13/1955	Active	31	0	1	-1	-3.13%	32	1	4		2	R	SC	4	\$200.00	
Exc Award (06/30/2018, 06/30/2024)																		
10945	BUCKHANNON	12/12/1924	Active	17	0	2	-2	-10.53%	18	4	5				M,VP,SC	0		
47573	BUCKHANNON KESLING MILL	06/29/1987	Active	16	0	0	0	0.00%	15		9	1	None		P,S,T,M,VP SC	10	90+ Days	
10946	CENTRAL UPSHUR L C	12/11/1967	Active	17	0	3	-3	-15.00%	17	9	0		2	N	SC	16	\$200.00	
10947	CHARLES TOWN	12/29/1930	Active	9	0	1	-1	-10.00%	10	2	1		5	R	P	0	\$50.00	
10948	CLARKSBURG	01/14/1924	Active	56	2	1	1	1.82%	55	33	0			N	SC	9	\$1,080.00	
Exc Award (06/30/2017, 06/30/2024)																		
10949	CLARKSBURG ADAMSTON	11/22/1957	Active	24	2	1	1	4.35%	22	30	3		5		P,M,VP,SC	5		
136564	Clarksburg Main Street Harrison	09/28/2018	Cancelled(8*)	0	0	14	-14	-100.00%	14	7	3	1	None		P,S,T,M,VP SC	24+	90+ Days	
36052	EAST LEWIS L C	09/06/1978	Active	27	0	1	-1	-3.57%	28	46	6			R		16	\$100.00	
119712	East Preston	06/19/2013	Active	6	0	5	-5	-45.45%	17	8	5		3	R	M,SC	16		
Exc Award (06/30/2017)																		
10951	ELKINS	06/21/1951	Active	33	1	3	-2	-5.71%	35	15	0			N		15	\$200.00	
10954	FORT ASHBY	06/05/1948	Active	67	1	5	-4	-5.63%	71	6	0		2	N		1	\$1,200.00	
Exc Award (06/30/2018, 06/30/2019)																		
10955	FRANKLIN	03/06/1940	Active	25	0	0	0	0.00%	25		11		5		M,VP,SC	13	\$1,500.00	
46703	GRAFTON	12/01/1986	Active	33	2	0	2	6.45%	32		3		2	R	M,SC	1	\$2,200.00	
Exc Award (06/30/2016)																		
10957	HARPERS FERRY BOLIVAR	05/31/1946	Active	9	0	0	0	0.00%	8		11		14		T,M,VP,SC	1	\$100.00	
131174	Harrison County HOPE Centennial	06/16/2017	Active	31	3	0	3	10.71%	34		5			N		4	\$200.00	



Club Health Assessment for District 29 I through March 2025

			Status	Membership							Reports					Finance	LCIF		
Club Number	Club Name	Charter Date		Current Member Count	YTD Members Added	YTD Members Dropped	YTD Net Growth	YTD Net Growth%	Member Count 12 Months Ago	Avg. length of service for dropped members	Months Since Last MMR ***	Yrs. Since Last Officer Report	President Rotation	Vice President Reported ****	Months Since Last Activity Report ***	Account Balance	Donations for current Fiscal Year		
			Number of times on status quo within last two years	If below 15 members appears					If net loss is greater than 20% appears	If no report in 3 months appears in					When more than one year appears in	Number of repeat terms	Notes the officers that do not have an active	If no report at 12 months appears in red	
Exc Award (06/30/2021)																			
10958	HEDGESVILLE	03/29/1957	Active(1)	17	0	1	-1	-5.56%	18	68	0		23	R	SC	0		\$500.00	
Exc Award (06/30/2017, 06/30/2018)																			
10959	HODGESVILLE	01/28/1970	Active	13	0	0	0	0.00%	13		14		6		P,M,VP,SC	11	\$333.00		
10960	INWOOD BUNKER HILL	10/26/1945	Active	12	0	0	0	0.00%	12		12		4		S,T,M,VP,SC	16			
65134	IRELAND	03/18/2002	Active	19	0	0	0	0.00%	19		3	1	None		P,S,T,M,VP SC	16	90+ Days \$300.00		
29458	JANE LEW	06/11/1974	Active	38	2	1	1	2.70%	37	11	0			N		0	\$2,000.00		
35998	JOHNSTOWN	08/04/1978	Active	7	0	1	-1	-12.50%	8	7	1	1	None		P,S,T,M,VP SC	24+	90+ Days		
38289	JUNIOR	04/14/1980	Active	17	0	1	-1	-5.56%	18	30	2		3		M,VP,SC	24+	\$600.00		
10961	KEYSER	06/08/1936	Active	16	0	3	-3	-15.79%	19	28	3		2		M,VP,SC	11	90+ Days \$50.00		
10962	KINGWOOD	10/01/1948	Active	23	0	0	0	0.00%	22		12	1	None		P,S,T,M,VP SC	16	90+ Days		
10963	LOST CREEK	05/15/1940	Active	23	0	0	0	0.00%	23		11		2		VP,SC	0	\$600.00		
10964	LUMBERPORT	11/30/1927	Active	15	0	0	0	0.00%	16		8				M,VP,SC	9	90+ Days \$50.00		
10965	MARTINSBURG	05/11/1936	Active	23	2	1	1	4.55%	23	3	2		4	R	M,SC	0	\$1,000.00		
10966	MOOREFIELD	02/18/1938	Active	38	1	0	1	2.70%	37		3		None		P,S,T,M,VP SC	16	90+ Days \$1,250.00		
10967	MOUNTAIN	10/21/1949	Active	44	2	1	1	2.33%	43	23	0			R	S,M,VP,SC	0			
Exc Award (06/30/2017)																			
10969	MT STORM	10/19/1970	Active	9	0	0	0	0.00%	9		8			R	M,VP,SC	16			
110348	NUTTER FORT	02/14/2011	Active	35	3	0	3	9.38%	34		0			N	SC	0	\$1,710.00		
Exc Award (06/30/2016, 06/30/2017, 06/30/2018)																			
10973	PARSONS	12/19/1956	Active	23	0	0	0	0.00%	23		6		3	R	SC	5	\$300.00		
10974	PAW PAW	01/11/1945	Active	10	1	3	-2	-16.67%	12	14	3				P,M,VP,SC	2	\$200.00		
10975	PETERSBURG	09/20/1955	Active	34	0	0	0	0.00%	34		10	1	None		P,S,T,M,VP SC	10	90+ Days		
10976	PHILIPPI	05/05/1947	Active	29	3	2	1	3.57%	29	61	3			N	M,SC	3	\$450.00		
Exc Award (06/30/2017, 06/30/2018)																			
10977	PIKESIDE	11/10/1972	Active	7	0	1	-1	-12.50%	8	20	3		10	R	M,SC	3	\$300.00		




Club Health Assessment for District 29 I through March 2025

			Status		Membership						Reports					Finance		LCIF		
Club Number	Club Name	Charter Date			Current Member Count	YTD Members Added	YTD Members Dropped	YTD Net Growth	YTD Net Growth%	Member Count 12 Months Ago	Avg. length of service for dropped members	Months Since Last MMR ***	Yrs. Since Last Officer Report	President Rotation	Vice President Reported ****	Months Since Last Activity Report ***	Account Balance	Donations for current Fiscal Year		
			Number of times on status quo within last two years		If below 15 members appears				If net loss is greater than 20% appears			If no report in 3 months appears in	When more than one year appears in	Number of repeat terms		Notes the officers that do not have an active	If no report at 12 months appears in red			
10979	ROARING CREEK L C	12/18/1973	Active		10	0	1	-1	-9.09%	11	35	4		8		P,VP,SC	8	90+ Days	\$300.00	
10980	ROMNEY	10/30/1930	Active		24	0	3	-3	-11.11%	28	21	1		None		P,T,M,VP,SC	11		\$300.00	
Exc Award (06/30/2018)																				
10981	ROWLESBURG	06/15/1945	Active		27	0	6	-6	-18.18%	33	6	4		5	R	M,SC	1		\$100.00	
108745	SALEM	06/23/2010	Active		12	0	3	-3	-20.00%	15	9	1			R	SC	5			
131013	Shepherdstown Centennial	05/19/2017	Active		44	0	0	0	0.00%	43		8			N	SC	3		\$500.00	
Exc Award (06/30/2019, 06/30/2020, 06/30/20)																				
10983	SHINNSTON	01/26/1942	Active		24	1	2	-1	-4.00%	25	21	2		12	R	M,VP,SC	16		\$100.00	
10984	SHORT GAP	04/06/1966	Active		20	0	4	-4	-16.67%	25	21	3		2	R	M,SC	1		\$300.00	
119589	Stonewood	06/07/2013	Active		26	2	0	2	8.33%	24		5		7	R	SC	3			
10986	SUGAR GROVE	05/15/1960	Active		17	0	3	-3	-15.00%	21	18	5		9	R	M,VP,SC	5	\$500.00		
10987	TENNERTON	04/27/1967	Active		34	1	6	-5	-12.82%	39	16	1				VP,SC	3	\$1,610.00		
Exc Award (06/30/2018, 06/30/2020)																				
10989	TUNNELTON	05/11/1949	Active		15	0	0	0	0.00%	15		1		2	R	T,M,VP,SC	0	\$450.00		
10990	TYGART VALLEY	05/02/1940	Active		91	11	6	5	5.81%	87	21	0			N	M,VP,SC	3	90+ Days	\$3,408.00	
10991	VALLEY DISTRICT	06/01/1950	Active		19	0	0	0	0.00%	18		5			N		0	\$1,750.00		
Exc Award (06/30/2019)																				
10993	WARDENSVILLE	05/30/1947	Active		28	1	0	1	3.70%	27		0		7	R	M	1	\$725.00		
Exc Award (06/30/2018)																				
10994	WEST MILFORD	10/14/1946	Active		41	1	0	1	2.50%	39		5		2	N	VP,SC	0	\$1,000.00		
Exc Award (06/30/2017, 06/30/2020, 06/30/20)																				
10996	WILSONBURG	03/29/1955	Active		14	0	0	0	0.00%	14		12	1	None		P,S,T,M,VP SC	24+	90+ Days		
Current Total Clubs Count	YTD New Clubs Count	YTD Cancelled Clubs Count	YTD Net Club Gain	Current Total Members Count	YTD Add	YTD Drop	YTD Net Growth	YTD Net Growth %	Member Count 12 Months Ago	Average Member Count Per Club	% of Clubs with less than 20 members	% No MMR in 3 Months	% No Officer Report in 12 Months	% of Clubs with balance 90+ days	Number of Clubs in Status Quo	% Status Quo Clubs in Financial Suspension	Number of Cancelled Clubs	Average Cancelled Club Age	Members Lost Due to Cancellation	% of Clubs Cancelled for Non-Financial Reasons
54	0	1	-1	1,388	48	97	-49	-3.41%	1,450	26	43%	63%	11%	20%	0	0%	1	6	14	0%



Club Health Assessment for District 29 I through March 2025

			Status	Membership							Reports					Finance	LCIF
Club Number	Club Name	Charter Date		Current Member Count	YTD Members Added	YTD Members Dropped	YTD Net Growth	YTD Net Growth%	Member Count 12 Months Ago	Avg. length of service for dropped members	Months Since Last MMR ***	Yrs. Since Last Officer Report	President Rotation	Vice President Reported ****	Months Since Last Activity Report ***	Account Balance	Donations for current Fiscal Year
			Number of times on status quo within last two years	If below 15 members appears				If net loss is greater than 20% appears			If no report in 3 months appears in	When more than one year appears in	Number of repeat terms	Notes the officers that do not have an active	If no report at 12 months appears in red		

* - P - Priority Club. Cancellation Reasons: 1-Objectives/conduct, 2-Non-active club, 5-Non-existing club, 6-Disbanding, 7-Merger, 8-Financial Suspension, 9-District/Multiple District Dues.
** - Abbreviation: P-President, S-Secretary, T-Treasurer, M-Member Chairperson, VP-First Vice President, MC-Communications Chairperson, SC-Service Chairperson
*** - Abbreviation: N/R - Never reported using the Lions Clubs website, N/A - Not applicable, No password registered for the Lions Clubs website.
**** - Abbreviation: N - New, IP - Immediate Past, R - Repeat.



Club Health Assessment for District 30 M through March 2025

			Status	Membership						Reports					Finance		LCIF
Club Number	Club Name	Charter Date		Current Member Count	YTD Members Added	YTD Members Dropped	YTD Net Growth	YTD Net Growth%	Member Count 12 Months Ago	Avg. length of service for dropped members	Months Since Last MMR ***	Yrs. Since Last Officer Report	President Rotation	Vice President Reported ****	Months Since Last Activity Report ***	Account Balance	Donations for current Fiscal Year
			Number of times on status quo within last two years	If below 15 members appears					If net loss is greater than 20% appears		If no report in 3 months appears in	When more than one year appears in	Number of repeat terms	Notes the officers that do not have an active	If no report at 12 months appears in red		
Clubs less than two years old																	
156455	Eudora	11/28/2023	Active	19	0	0	0	0.00%	19		1	1	None	P,S,T,M,VP SC	12	90+ Days	
Clubs more than two years old																	
11098	ABERDEEN	02/12/1948	Active	15	0	0	0	0.00%	15		2			T,M,VP,SC	24+		
Exc Award (06/30/2016)																	
11188	BATESVILLE	04/23/1946	Active	34	0	1	-1	-2.86%	35	5	7		3	R	P,M,VP	5	\$4,500.00
Exc Award (06/30/2018, 06/30/2019, 06/30/2020)																	
11102	BOONEVILLE	04/12/1948	Active	42	4	0	4	10.53%	31		6			N		8	90+ Days \$120.00
Exc Award (06/30/2018, 06/30/2020, 06/30/2021)																	
11103	BRUCE	06/13/1957	Active	4	0	0	0	0.00%	4		51	1	None	P,S,T,M,VP SC	24+	90+ Days	
11104	BYHALIA	02/19/1946	Active	20	0	5	-5	-20.00%	25	31	8			M,VP,SC	12		
11191	CHARLESTON	08/01/1952	Active(3)	8	0	0	0	0.00%	8		16	1	None	P,S,T,M,VP SC	24+	90+ Days	
Exc Award (06/30/2016)																	
11192	CLARKSDALE	01/18/1938	Active	9	0	2	-2	-18.18%	11	13	0			R	M,VP,SC	24+	90+ Days \$100.00
Exc Award (06/30/2016, 06/30/2018)																	
54611	CLARKSDALE SUNSET	06/18/1993	Active	6	0	2	-2	-25.00%	8	15	4			IP	M,SC	24+	\$10.00
Exc Award (06/30/2016)																	
11195	CLEVELAND EVENING	01/30/1973	Active(1)	6	0	0	0	0.00%	6		17	1	None	P,S,T,M,VP SC	24+	90+ Days	
11194	CLEVELAND NOON	06/16/1949	Active	24	3	11	-8	-25.00%	32	15	1		2	N	P,M,SC	24+	
Exc Award (06/30/2016, 06/30/2017)																	
11277	COLUMBUS EAST COLUMBUS	03/23/1959	Active	27	4	5	-1	-3.57%	31	4	1			N	M	1	90+ Days \$648.00
Exc Award (06/30/2023)																	
52419	COLUMBUS GREATER COLUMBUS	01/21/1992	Active	9	1	1	0	0.00%	9	10	3		2	R	M,SC	0	
11106	CORINTH	03/24/1939	Active	12	1	4	-3	-20.00%	15	5	2		2	R	VP,SC	17	90+ Days
Exc Award (06/30/2018)																	
37571	DORSEY	10/22/1979	Active	9	2	1	1	12.50%	8	45	0		6		M,VP,SC	1	
Exc Award (06/30/2020)																	



Club Health Assessment for District 30 M through March 2025

			Status	Membership							Reports					Finance		LCIF
Club Number	Club Name	Charter Date		Current Member Count	YTD Members Added	YTD Members Dropped	YTD Net Growth	YTD Net Growth%	Member Count 12 Months Ago	Avg. length of service for dropped members	Months Since Last MMR ***	Yrs. Since Last Officer Report	President Rotation	Vice President Reported ****	Months Since Last Activity Report ***	Account Balance	Donations for current Fiscal Year	
			Number of times on status quo within last two years	If below 15 members appears				If net loss is greater than 20% appears			If no report in 3 months appears in	When more than one year appears in	Number of repeat terms	Notes the officers that do not have an active	If no report at 12 months red			
11283	EUPORA	06/21/1966	Active	8	0	0	0	0.00%	8		11		None	P,S,M,VP,SC	21	90+ Days		
11111	FULTON	02/13/1939	Active(1)	11	0	0	0	0.00%	11		33			M,VP,SC	24+	90+ Days		
Exc Award (06/30/2018)																		
11204	GREENWOOD	05/06/1940	Active	47	0	0	0	0.00%	47		13		None	P,S,M,VP,SC	24+	90+ Days		
Exc Award (06/30/2018, 06/30/2019, 06/30/20)																		
11285	GRENADA	06/10/1935	Active	31	5	2	3	10.71%	28	15	1			M,VP,SC	0		\$2,300.00	
Exc Award (06/30/2017, 06/30/2019, 06/30/20)																		
11115	HERNANDO	05/30/1957	Active	12	0	0	0	0.00%	12		7	1	None	P,S,T,M,VP SC	24+	90+ Days		
64368	HOLCOMB	06/11/2001	Active(1)	8	0	0	0	0.00%	8		25	1	None	P,S,T,M,VP SC	24+	90+ Days		
140796	Horn Lake	02/03/2020	Active	23	12	0	12	109.09%	11		0		2	R	M	0	\$500.00	
Exc Award (06/30/2023, 06/30/2024)																		
11207	INDIANOLA	07/16/1945	Active	21	1	5	-4	-16.00%	24	10	0			N	T,M,SC	24+		
Exc Award (06/30/2016, 06/30/2019)																		
11208	INVERNESS	06/13/1947	Active	10	0	0	0	0.00%	10		14		None	P,S,T,M,VP SC	3	90+ Days		
Exc Award (06/30/2016)																		
11286	KILMICHAEL	02/05/1953	Active	15	1	2	-1	-6.25%	17	6	6		2	M,VP,SC	14	90+ Days		
Exc Award (06/30/2016, 06/30/2017)																		
11287	KOSCIUSKO	04/18/1940	Active	44	7	2	5	12.82%	43	20	0			N	P,M,SC	15	\$600.00	
Exc Award (06/30/2016, 06/30/2017, 06/30/20)																		
11213	LELAND	02/17/1938	Active	24	0	1	-1	-4.00%	25	70	5			N	P,M	24+	\$1,030.00	
Exc Award (06/30/2016, 06/30/2017)																		
11289	LOUISVILLE	05/05/1950	Active	22	1	4	-3	-12.00%	25	13	1			T,M,VP,SC	12		\$30.00	
Exc Award (06/30/2016, 07/01/2017)																		
11290	MABEN	08/10/1949	Active	13	3	3	0	0.00%	13	19	0		4	S,T,M,VP,SC	24+	90+ Days		
Exc Award (06/30/2018, 06/30/2019)																		
11291	MACON	01/04/1962	Active	9	0	2	-2	-18.18%	12	34	3		2	N		24+	\$750.00	
Exc Award (06/30/2024)																		
11123	MANTACHIE	01/11/1956	Active	16	1	0	1	6.67%	14		2		2	R	P,M,VP,SC	24+	\$300.00	



Club Health Assessment for District 30 M through March 2025

			Status	Membership							Reports					Finance		LCIF
Club Number	Club Name	Charter Date		Current Member Count	YTD Members Added	YTD Members Dropped	YTD Net Growth	YTD Net Growth%	Member Count 12 Months Ago	Avg. length of service for dropped members	Months Since Last MMR ***	Yrs. Since Last Officer Report	President Rotation	Vice President Reported ****	Months Since Last Activity Report ***	Account Balance	Donations for current Fiscal Year	
			Number of times on status quo within last two years	If below 15 members appears					If net loss is greater than 20% appears		If no report in 3 months appears in	When more than one year appears in	Number of repeat terms	Notes the officers that do not have an active	If no report at 12 months appears in red			
11121	MARIETTA	03/21/1961	Active	20	0	1	-1	-4.76%	21	56	3		4	S,T,M,VP,SC	17			
Exc Award (06/30/2017)																		
105607	NEW ALBANY	06/02/2009	Active	11	0	0	0	0.00%	11		12		None	P,T,M,VP,SC	24+			
Exc Award (06/30/2016, 06/30/2017)																		
11128	OLIVE BRANCH	10/30/1951	Active	20	0	5	-5	-20.00%	25	32	0		2	N	M,SC	24+		
11129	OXFORD	08/09/1940	Active	19	1	3	-2	-9.52%	20	29	0			VP	2		\$450.00	
Exc Award (06/30/2023, 06/30/2024)																		
11133	RIPLEY	07/31/1946	Active	27	0	0	0	0.00%	24		2		5	P,T,M,VP,SC	24+			
Exc Award (06/30/2016, 06/30/2018)																		
11219	SARDIS	05/25/1948	Active	16	1	2	-1	-5.88%	17	33	0		2	P,M,VP,SC	24+			
Exc Award (06/30/2016, 06/30/2019, 06/30/2020)																		
11220	SENATOBIA	05/18/1948	Active	12	0	1	-1	-7.69%	13	42	2		4	N	M,SC	16	\$1,000.00	
11221	SHAW	02/20/1950	Active	11	0	1	-1	-8.33%	12	4	5			N	P,VP,SC	11		
Exc Award (06/30/2017, 06/30/2018)																		
11302	STARKVILLE	03/08/1948	Active	6	0	0	0	0.00%	6		12	1	None	P,S,T,M,VP,SC	24+	90+ Days		
Exc Award (06/30/2017, 06/30/2018)																		
101538	STARKVILLE MULTI CULTURE	03/11/2008	Active	9	0	0	0	0.00%	9		13			R	M,SC	23	\$100.00	
11138	TREMONT	09/23/1957	Active	14	0	0	0	0.00%	14		14		3	N	VP,SC	10		
Exc Award (06/30/2016)																		
11139	TUPELO	11/07/1932	Active	25	5	5	0	0.00%	10	12	0			N	M,VP	6	\$110.00	
38291	WATER VALLEY	04/21/1980	Active	43	10	2	8	22.86%	35	2	1				M,VP,SC	2	\$1,110.00	
Exc Award (06/30/2016, 06/30/2017, 06/30/2020)																		

Clubs Cancelled Previous Fiscal Year – Clubs Cancelled within last 12 months may be reinstated

Club Number	Club Name	Charter Date	Current Status*	Cancellation Date
117250	SOUTH BRANCH	07/23/2012	Cancelled(6*)	10/29/2023
98644	TUPELO EVENING	02/26/2007	Cancelled(6*)	06/29/2024



Club Health Assessment for District 30 M through March 2025

Club Number			Club Name			Charter Date			Status						Membership						Reports						Finance		LCIF
									Current Member Count	YTD Members Added	YTD Members Dropped	YTD Net Growth	YTD Net Growth%	Member Count 12 Months Ago	Avg. length of service for dropped members	Months Since Last MMR ***	Yrs. Since Last Officer Report	President Rotation	Vice President Reported ****	Months Since Last Activity Report ***	Account Balance	Donations for current Fiscal Year							
									Number of times on status quo within last two years	If below 15 members appears			If net loss is greater than 20% appears			If no report in 3 months appears in			When more than one year appears in	Number of repeat terms	Notes the officers that do not have an active			If no report at 12 months appears in red					
Current Total Clubs Count	YTD New Clubs Count	YTD Cancelled Clubs Count	YTD Net Club Gain	Current Total Members Count	YTD Add	YTD Drop	YTD Net Growth	YTD Net Growth %	Member Count 12 Months Ago	Average Member Count Per Club	% of Clubs with less than 20 members	% No MMR in 3 Months	% No Officer Report in 12 Months	% of Clubs with balance 90+ days	Number of Clubs in Status Quo	% Status Quo Clubs in Financial Suspension	Number of Cancelled Clubs	Average Cancelled Club Age	Members Lost Due to Cancellation	% of Clubs Cancelled for Non-Financial Reasons									
44	0	0	0	791	63	73	-10	-1.25%	782	18	61%	52%	16%	39%	0	0%	0	0	0	0%									

* - P - Priority Club. Cancellation Reasons: 1-Objectives/conduct, 2-Non-active club, 5-Non-existing club, 6-Disbanding, 7-Merger, 8-Financial Suspension, 9-District/Multiple District Dues.


** - Abbreviation: P-President, S-Secretary, T-Treasurer, M-Member Chairperson, VP-First Vice President, MC-Communications Chairperson, SC-Service Chairperson

*** - Abbreviation: N/R - Never reported using the Lions Clubs website, N/A - Not applicable, No password registered for the Lions Clubs website.

**** - Abbreviation: N - New, IP - Immediate Past, R - Repeat.



Club Health Assessment for District 30 S through March 2025

			Status	Membership							Reports					Finance		LCIF
Club Number	Club Name	Charter Date		Current Member Count	YTD Members Added	YTD Members Dropped	YTD Net Growth	YTD Net Growth%	Member Count 12 Months Ago	Avg. length of service for dropped members	Months Since Last MMR ***	Yrs. Since Last Officer Report	President Rotation	Vice President Reported ****	Months Since Last Activity Report ***	Account Balance	Donations for current Fiscal Year	
			Number of times on status quo within last two years	If below 15 members appears					If net loss is greater than 20% appears			If no report in 3 months appears in	When more than one year appears in	Number of repeat terms	Notes the officers that do not have an active	If no report at 12 months appears in red		
Clubs more than two years old																		
11230	BILOXI	02/18/1924	Active(1)	56	7	6	1	1.82%	58	11	0			N	SC	1		\$1,190.00
Exc Award (06/30/2023)																		
11148	BROOKHAVEN	03/17/1936	Active	25	3	2	1	4.17%	25	2	1		2		M,VP,SC	3		\$500.00
11151	CANTON	12/27/1939	Active(1)	17	0	4	-4	-19.05%	23	11	0				M,VP,SC	14	90+ Days	
11274	CARTHAGE	06/20/1940	Active	4	0	0	0	0.00%	4		19		3		P,M,VP,SC	24+		
11152	CLINTON	08/09/1949	Active	14	0	0	0	0.00%	15		9			N	M,SC	24+		
11275	COLLINSVILLE	02/02/1971	Active	3	0	0	0	0.00%	3		10	1	None		P,S,T,M,VP SC	24+		
11232	COLUMBIA	12/21/1942	Active(1)	28	0	0	0	0.00%	27		9			N	SC	5	90+ Days	\$2,200.00
11153	CRYSTAL SPRINGS	02/27/1936	Active	16	0	1	-1	-5.88%	19	20	4			N	M,SC	1		\$184.00
11279	DE KALB	10/06/1938	Active	7	0	1	-1	-12.50%	8	38	5			N	M,SC	N/R		
54226	DIAMONDHEAD	03/15/1993	Active	23	2	3	-1	-4.17%	24	7	5			IP	M,VP	24+		\$750.00
Exc Award (06/30/2018)																		
11234	ELLISVILLE	07/07/1948	Active	11	0	5	-5	-31.25%	16	36	0				P,M,VP,SC	N/R		
11156	FLORENCE	03/11/1949	Active	10	0	0	0	0.00%	9		11		2		M,VP,SC	N/R		\$600.00
11284	FOREST	11/11/1946	Active	19	1	0	1	5.56%	19		7			N	M,SC	N/R		
53672	HARRISVILLE	09/14/1992	Active	9	0	0	0	0.00%	9		12		11		P,M,VP,SC	N/R		
11239	HATTIESBURG	01/30/1928	Active(1)	8	0	0	0	0.00%	8		10		9		M,VP,SC	24+	90+ Days	
11158	HAZLEHURST	07/10/1942	Active	13	1	1	0	0.00%	13	1	8		8		M,VP,SC	24+	90+ Days	
11240	LAUREL	03/27/1940	Active	15	0	0	0	0.00%	16		10		3		P,M,VP,SC	24+		
11292	MADDEN	03/16/1970	Active	13	0	0	0	0.00%	13		11	1	None		P,S,T,M,VP SC	24+		
52747	MADISON	03/23/1992	Active	67	3	4	-1	-1.47%	70	5	2			N	M,SC	0		\$225.00
Exc Award (06/30/2022)																		
11166	MAGEE	02/14/1936	Active	60	6	4	2	3.45%	58	11	0		None	N	P,SC	24+		
Exc Award (06/30/2023)																		
11168	MC COMB	05/03/1938	Active(2)	48	11	7	4	9.09%	46	14	0			R	M,SC	3		



Club Health Assessment for District 30 S through March 2025

			Status		Membership							Reports					Finance		LCIF	
Club Number	Club Name	Charter Date		Current Member Count	YTD Members Added	YTD Members Dropped	YTD Net Growth	YTD Net Growth%	Member Count 12 Months Ago	Avg. length of service for dropped members	Months Since Last MMR ***	Yrs. Since Last Officer Report	President Rotation	Vice President Reported ****	Months Since Last Activity Report ***	Account Balance	Donations for current Fiscal Year			
			Number of times on status quo within last two years	If below 15 members appears				If net loss is greater than 20% appears			If no report in 3 months appears in	When more than one year appears in	Number of repeat terms		Notes the officers that do not have an active	If no report at 12 months appears in red				
56162	MEADVILLE FRANKLIN COUNTY	10/20/1994	Active	13	0	1	-1	-7.14%	14	30	0				P,S,M,VP,SC	14				
11159	METRO JACKSON	10/04/1921	Active	10	0	0	0	0.00%	11		9				M,VP,SC	24+				
11296	MORTON	01/29/1929	Active(1)	22	1	1	0	0.00%	24	21	0				M,VP,SC	24+				
11297	NEWTON	08/08/1938	Active	8	0	0	0	0.00%	8		13		2		P,T,M,VP,SC	24+				
119713	Ocean Springs	06/19/2013	Active	12	0	0	0	0.00%	12		6		2		M,VP,SC	2		\$5.00		
96698	PINE BELT	03/22/2006	Active	11	0	1	-1	-8.33%	12	18	3		2		M,VP,SC	18		\$200.00		
11177	PORT GIBSON	09/07/1928	Active	19	3	3	0	0.00%	19	10	0			R	SC	24+				
11179	RESERVOIR L C	02/12/1973	Active	10	0	2	-2	-16.67%	13	40	7			N	M,SC	18		\$1,050.00		
11264	ST MARTIN	11/02/1960	Active	13	0	1	-1	-7.14%	14	8	5				S,T,M,VP,SC	14				
11268	SUMRALL	02/26/1940	Active	37	2	4	-2	-5.13%	39	4	1			N	P,SC	24+				
11182	TERRY	06/23/1949	Active	10	0	0	0	0.00%	10		3		7		M,VP,SC	24+		\$100.00		
Exc Award (06/30/2018)																				
11185	VICKSBURG	01/11/1944	Active	25	1	0	1	4.17%	25		5			N	P,M,SC	3				
11270	WAYNESBORO	07/15/1948	Active	15	0	0	0	0.00%	15		7				P,T,M,VP,SC	24+	90+ Days	\$200.00		
11186	WESSON	04/30/1940	Active	17	0	0	0	0.00%	17		9			N	M,VP,SC	24+		\$33.00		
11271	WOOLMARKET	01/30/1961	Active(2)	13	3	0	3	30.00%	9		8				M,VP,SC	24+	90+ Days			
11187	YAZOO CITY	01/10/1940	Active	17	0	0	0	0.00%	17		5		3	N	M,VP,SC	12				
Exc Award (06/30/2023)																				
Current Total Clubs Count	YTD New Clubs Count	YTD Cancelled Clubs Count	YTD Net Club Gain	Current Total Members Count	YTD Add	YTD Drop	YTD Net Growth	YTD Net Growth %	Member Count 12 Months Ago	Average Member Count Per Club	% of Clubs with less than 20 members	% No MMR in 3 Months	% No Officer Report in 12 Months	% of Clubs with balance 90+ days	Number of Clubs in Status Quo	% Status Quo Clubs in Financial Suspension	Number of Cancelled Clubs	Average Cancelled Club Age	Members Lost Due to Cancellation	% of Clubs Cancelled for Non-Financial Reasons
37	0	0	0	718	44	51	-7	-0.97%	742	19	73%	70%	5%	16%	0	0%	0	0	0	0%

* - P - Priority Club. Cancellation Reasons: 1-Objectives/conduct, 2-Non-active club, 5-Non-existing club, 6-Disbanding, 7-Merger, 8-Financial Suspension, 9-District/Multiple District Dues.

** - Abbreviation: P-President, S-Secretary, T-Treasurer, M-Member Chairperson, VP-First Vice President, MC-Communications Chairperson, SC-Service Chairperson

*** - Abbreviation: N/R - Never reported using the Lions Clubs website, N/A - Not applicable, No password registered for the Lions Clubs website.

**** - Abbreviation: N - New, IP - Immediate Past, R - Repeat.




Club Health Assessment for District 31 L through March 2025

Club Number	Club Name	Charter Date	Status	Membership							Reports					Finance	LCIF
				Current Member Count	YTD Members Added	YTD Members Dropped	YTD Net Growth	YTD Net Growth%	Member Count 12 Months Ago	Avg. length of service for dropped members	Months Since Last MMR ***	Yrs. Since Last Officer Report	President Rotation	Vice President Reported ****	Months Since Last Activity Report ***	Account Balance	Donations for current Fiscal Year
			Number of times on status quo within last two years	If below 15 members appears				If net loss is greater than 20% appears			If no report in 3 months appears	When more than one year appears in	Number of repeat terms	Notes the officers that do not have an active	If no report at 12 months red		
Clubs more than two years old																	
11309	ANDREWS	09/13/1951	Active(1)	30	2	2	0	0.00%	30	3	4		5	N	M,VP,SC	13	
47410	ASHEVILLE GREATER	06/16/1987	Active	18	4	0	4	28.57%	14		1		8		M,VP,SC	24+	
11355	BALLS CREEK	12/14/1956	Active	10	0	0	0	0.00%	10		14		None		P,S,T,M,VP SC	N/A	90+ Days
11314	BLACK MOUNTAIN	12/17/1935	Active	15	2	2	0	0.00%	15	5	3			N	P,M,SC	24+	90+ Days
Exc Award (06/30/2017)																	
88381	BLACK MOUNTAIN MCCUNE	05/23/2005	Active	43	7	5	2	4.88%	40	3	0		3	N	P,M,VP,SC	2	
11315	BREVARD	09/15/1938	Active	15	0	0	0	0.00%	15		10		3	R	SC	3	\$50.00
50447	BREVARD DAVIDSON RIVER	04/19/1990	Active	7	0	0	0	0.00%	7		12		4	R	M	24+	
11317	CANDLER	10/28/1946	Active	26	2	0	2	8.33%	21		7			R	T,VP,SC	N/R	
11318	CANTON	08/24/1938	Active	31	0	0	0	0.00%	33		10			R	M,SC	15	
Exc Award (06/30/2017)																	
11415	CHASE	03/22/1971	Active	8	0	0	0	0.00%	8		0	1	None		P,S,T,M,VP SC	24+	
11361	CLAREMONT	05/11/1949	Active	15	0	0	0	0.00%	16		6		2	N	VP,SC	0	
11321	CLAY COUNTY	05/10/1938	Active	6	0	1	-1	-14.29%	9	9	6		2		M,VP,SC	20	
11322	CLYDE	04/20/1949	Cancelled(6*)	0	0	6	-6	-100.00%	6	19	0		None		P,S,M,VP,SC	15	90+ Days
11362	CONOVER	08/10/1938	Status Quo(1)	5	0	0	0	0.00%	5		21	1	None		P,S,T,M,VP SC	24+	90+ Days
11412	EAST GASTONIA	04/12/1957	Active	7	0	0	0	0.00%	7		21	1	None		P,S,T,M,VP SC	24+	90+ Days
117191	EDNEYVILLE COMMUNITY	06/18/2012	Active(1)	4	0	4	-4	-50.00%	8	6	3		2	R	M,SC	24+	90+ Days
11325	ERWIN DISTRICT	03/17/1956	Active	35	2	0	2	6.06%	33		4		3	R	P,SC	3	
11326	ETOWAH	01/20/1954	Active	24	3	1	2	9.09%	22	2	0			N		2	\$145.00
Exc Award (06/30/2023, 06/30/2024)																	
11330	FRANKLIN	06/23/1939	Active	24	2	0	2	9.09%	22		2			R	SC	6	
11416	Gastonia	02/14/1923	Active	7	0	0	0	0.00%	7		12		9	R		0	
11365	GRANITE FALLS	08/23/1937	Active	12	0	0	0	0.00%	12		12		12	R	M	16	
11333	HENDERSONVILLE	12/22/1938	Active	37	1	3	-2	-5.13%	41	10	2		2	R		1	



Club Health Assessment for District 31 L through March 2025

			Status	Membership							Reports					Finance	LCIF		
Club Number	Club Name	Charter Date		Current Member Count	YTD Members Added	YTD Members Dropped	YTD Net Growth	YTD Net Growth%	Member Count 12 Months Ago	Avg. length of service for dropped members	Months Since Last MMR ***	Yrs. Since Last Officer Report	President Rotation	Vice President Reported ****	Months Since Last Activity Report ***	Account Balance	Donations for current Fiscal Year		
			Number of times on status quo within last two years	If below 15 members appears					If net loss is greater than 20% appears			If no report in 3 months appears in	When more than one year appears in	Number of repeat terms	Notes the officers that do not have an active	If no report at 12 months appears in red			
11335	HOT SPRINGS	03/19/1957	Active	22	0	0	0	0.00%	22		14		None		P,S,T,M,VP SC	17	90+ Days	\$1,000.00	
11369	HUDSON	06/24/1949	Active	10	0	4	-4	-28.57%	16	13	0		4	R	M,VP,SC	24+			
36704	LAKE LURE	03/26/1979	Active	24	3	4	-1	-4.00%	24	10	4		4		M,VP	1			
11424	LINCOLNTON	12/14/1950	Active	12	2	3	-1	-7.69%	13	9	0		2	R	SC	0	90+ Days		
11371	LONG VIEW	05/09/1950	Active	18	2	0	2	12.50%	16		0			N		0	\$180.00		
Exc Award (06/30/2023)																			
11374	MARION	11/19/1953	Active	13	0	0	0	0.00%	13		11		8	N	P,M,SC	24+		\$120.00	
11337	MARS HILL	12/16/1968	Active	6	0	0	0	0.00%	6		17	1	None		P,S,T,M,VP SC	N/R	90+ Days		
110774	MILLS RIVER	04/19/2011	Active	10	0	0	0	0.00%	13		9		3	R	M,SC	11			
11427	MOUNT HOLLY	06/04/1935	Active	3	0	0	0	0.00%	3		6		12		M,VP,SC	24			
11378	NEWTON	09/25/1944	Active	7	0	0	0	0.00%	7		18	1	None		P,S,T,M,VP SC	24+			
11342	PISGAH FOREST	11/07/1968	Active	11	0	0	0	0.00%	14		9		5	R		1		\$100.00	
11380	RUTHERFORD COLLEGE	03/14/1955	Active	22	5	1	4	22.22%	19	26	0		2		P,M,VP,SC	0			
11432	RUTHERFORDTON	10/11/1954	Active	16	2	1	1	6.67%	14	18	0			N		3			
11381	SAINT STEPHENS	04/26/1951	Active	15	6	2	4	36.36%	11	16	1		3	R		17			
62795	SAND HILL	02/17/2000	Active	8	2	0	2	33.33%	7		2		3	N	SC	16			
Exc Award (06/30/2017)																			
11433	SHELBY	08/28/1929	Active	11	0	2	-2	-15.38%	13	34	0		8	R	T,M,VP,SC	24+		\$1,048.00	
11383	SHERRILLS FORD	09/03/1957	Active	12	3	10	-7	-36.84%	17	3	1			IP	M	0			
Exc Award (06/30/2023, 06/30/2024)																			
11386	SPRUCE PINE	11/29/1950	Active	16	0	0	0	0.00%	16		12			R	M,VP,SC	9			
11345	SWANNANOVA VALLEY L C	03/24/1970	Active	4	0	0	0	0.00%	4		7		6		M,VP,SC	24+			
11391	VALDESE	11/09/1936	Active	8	1	4	-3	-27.27%	11	15	0				VP,SC	9	90+ Days	\$20.00	
11348	VALLEY SPRINGS	10/18/1954	Active	2	0	1	-1	-33.33%	3	53	7		5	N	S	24+			
11350	WAYNESVILLE	09/06/1938	Active	9	0	0	0	0.00%	9		10	1	None		P,S,T,M,VP SC	16	90+ Days		
11351	WEAVERVILLE	03/25/1949	Active	21	2	4	-2	-8.70%	23	9	6			N	M,SC	17			



Club Health Assessment for District 31 L through March 2025

Club Number	Club Name	Charter Date	Status	Membership							Reports					Finance	LCIF
				Current Member Count	YTD Members Added	YTD Members Dropped	YTD Net Growth	YTD Net Growth%	Member Count 12 Months Ago	Avg. length of service for dropped members	Months Since Last MMR ***	Yrs. Since Last Officer Report	President Rotation	Vice President Reported ****	Months Since Last Activity Report ***	Account Balance	Donations for current Fiscal Year
			Number of times on status quo within last two years	If below 15 members appears				If net loss is greater than 20% appears			If no report in 3 months appears	When more than one year appears in	Number of repeat terms	Notes the officers that do not have an active	If no report at 12 months appears in red		
82296	WEST HICKORY VIP	05/12/2004	Active	18	0	5	-5	-21.74%	25	7	0		N	P,T,M,VP,SC	17		

Clubs Cancelled Previous Fiscal Year – Clubs Cancelled within last 12 months may be reinstated

Club Number	Club Name	Charter Date	Current Status*	Cancellation Date
11359	BURNSVILLE	04/05/1949	Cancelled(6*)	07/29/2023
36447	MOUNTAIN HOME	01/08/1979	Cancelled(8*)	10/29/2023
11346	SYLVA CULLOWHEE	11/30/1936	Cancelled(6*)	07/29/2023

Current Total Clubs Count	YTD New Clubs Count	YTD Cancelled Clubs Count	YTD Net Club Gain	Current Total Members Count	YTD Add	YTD Drop	YTD Net Growth	YTD Net Growth %	Member Count 12 Months Ago	Average Member Count Per Club	% of Clubs with less than 20 members	% No MMR in 3 Months	% No Officer Report in 12 Months	% of Clubs with balance 90+ days	Number of Clubs in Status Quo	% Status Quo Clubs in Financial Suspension	Number of Cancelled Clubs	Average Cancelled Club Age	Members Lost Due to Cancellation	% of Clubs Cancelled for Non-Financial Reasons
45	0	1	-1	677	53	65	-12	-1.74%	700	15	73%	62%	13%	22%	1	100%	1	282	6	0%

* - P - Priority Club. Cancellation Reasons: 1-Objectives/conduct, 2-Non-active club, 5-Non-existing club, 6-Disbanding, 7-Merger, 8-Financial Suspension, 9-District/Multiple District Dues.

** - Abbreviation: P-President, S-Secretary, T-Treasurer, M-Member Chairperson, VP-First Vice President, MC-Communications Chairperson, SC-Service Chairperson

*** - Abbreviation: N/R - Never reported using the Lions Clubs website, N/A - Not applicable, No password registered for the Lions Clubs website.

**** - Abbreviation: N - New, IP - Immediate Past, R - Repeat.



Club Health Assessment for District 31 I through March 2025

			Status	Membership							Reports					Finance		LCIF
Club Number	Club Name	Charter Date		Current Member Count	YTD Members Added	YTD Members Dropped	YTD Net Growth	YTD Net Growth%	Member Count 12 Months Ago	Avg. length of service for dropped members	Months Since Last MMR ***	Yrs. Since Last Officer Report	President Rotation	Vice President Reported ****	Months Since Last Activity Report ***	Account Balance	Donations for current Fiscal Year	
			Number of times on status quo within last two years	If below 15 members appears				If net loss is greater than 20% appears			If no report in 3 months appears in	When more than one year appears in	Number of repeat terms	Notes the officers that do not have an active	If no report at 12 months appears in red			
Clubs more than two years old																		
11357	BETHLEHEM	12/10/1964	Active	44	2	1	1	2.33%	40	10	4		2	R	0		\$12.50	
Exc Award (06/30/2018, 06/30/2022, 06/30/20																		
11358	BOONE	11/20/1936	Active	17	0	1	-1	-5.56%	19	12	2			IP	0		\$670.00	
11399	CHARLOTTE CENTRAL	10/20/1922	Active	6	0	0	0	0.00%	6		32		5		P,T,M,VP,SC	N/R	\$1,020.00	
11403	CHARLOTTE SOUTHERN	03/22/1957	Active	15	0	0	0	0.00%	14		11		2		VP,SC	24+		
11501	CLEVELAND	06/02/1949	Active	23	0	2	-2	-8.00%	27	20	0			N	0		\$115.00	
Exc Award (06/30/2016, 06/30/2017, 06/30/20																		
11502	CONCORD	05/19/1932	Active	28	5	4	1	3.70%	28	5	1		2	R	1		\$190.00	
Exc Award (06/30/2022)																		
61396	CRESTON RIVERVIEW	01/11/1999	Active	11	3	1	2	22.22%	9	15	5		6	R	N/R		\$30.00	
11410	DAVIDSON	06/29/1945	Active	21	0	0	0	0.00%	22		9		4		24+			
11504	DAVIS TOWNSEND	04/06/1951	Active	16	2	0	2	14.29%	14		8		4	R	9		\$310.00	
11505	DENTON	03/20/1944	Active	32	0	1	-1	-3.03%	33	2	1		2	N	9		\$490.00	
Exc Award (06/30/2017, 06/30/2023)																		
11411	DERITA	02/28/1957	Active	11	0	0	0	0.00%	11		14				24+			
11445	DOBSON	03/05/1946	Active	23	3	1	2	9.52%	21	63	0		6	R	24+			
11447	ELKIN	10/31/1944	Active	6	0	0	0	0.00%	6		11		11	R	24+			
11507	FAIR GROVE	12/07/1949	Active	16	1	0	1	6.67%	12		0			N	0		\$15.00	
Exc Award (06/30/2024)																		
11509	HARRISBURG	04/23/1964	Active	26	6	0	6	30.00%	15		0		2		11		\$70.00	
11510	HASTY	05/20/1952	Active(1)	1	0	0	0	0.00%	1		10		4		24+			
11419	HICKORY GROVE	04/01/1958	Active	6	0	1	-1	-14.29%	7	2	5		2		24+			
11463	KERNERSVILLE	09/22/1938	Active	42	0	4	-4	-8.70%	46	7	6				16		\$150.00	
11464	KING	06/15/1949	Active	12	0	2	-2	-14.29%	14	1	0				11			
39145	LAKE NORMAN L C	12/08/1980	Active	18	0	2	-2	-10.00%	19	9	0			N	0		\$20.00	



Club Health Assessment for District 31 I through March 2025

Club Number	Club Name	Charter Date	Status	Membership							Reports					Finance	LCIF
				Current Member Count	YTD Members Added	YTD Members Dropped	YTD Net Growth	YTD Net Growth%	Member Count 12 Months Ago	Avg. length of service for dropped members	Months Since Last MMR ***	Yrs. Since Last Officer Report	President Rotation	Vice President Reported ****	Months Since Last Activity Report ***	Account Balance	Donations for current Fiscal Year
			Number of times on status quo within last two years	If below 15 members appears				If net loss is greater than 20% appears			If no report in 3 months appears	When more than one year appears in	Number of repeat terms	Notes the officers that do not have an active	If no report at 12 months appears in red		
11517	LEXINGTON DOWNTOWN	01/31/1972	Active	22	0	2	-2	-8.33%	25	35	1			N	M,SC	5	
11518	LINWOOD	03/14/1951	Active	13	1	1	0	0.00%	13	8	2		4	R	M,VP	2	\$140.00
	Exc Award (06/30/2016, 06/30/2024)																
33316	MINT HILL	02/07/1977	Active	25	2	3	-1	-3.85%	26	6	2		5	N	M,SC	12	
11470	MOCKSVILLE	10/22/1954	Active	19	1	2	-1	-5.00%	21	1	2				VP,SC	1	\$102.50
11376	MOORESVILLE	07/11/1939	Active	17	0	0	0	0.00%	19		9		3	R	M,SC	10	\$920.00
11471	MOUNT AIRY	06/07/1938	Active	10	0	2	-2	-16.67%	12	16	1		9		T,M,VP,SC	24+	
11528	MT PLEASANT	09/05/1944	Active	49	0	0	0	0.00%	52		1			N		4	\$27.50
	Exc Award (06/30/2023, 06/30/2024)																
78750	NORTH CHARLOTTE	04/09/2004	Active	14	0	0	0	0.00%	15		0		15		T,M,VP,SC	12	
11496	NORTH DAVIDSON	03/15/1962	Active	15	0	2	-2	-11.76%	18	1	4			R		9	\$30.00
	Exc Award (06/30/2023)																
11379	NORTH WILKESBORO	04/05/1938	Active	27	0	4	-4	-12.90%	31	20	3			N	SC	24+	
	Exc Award (06/30/2016, 06/30/2018, 06/30/2020)																
11536	ODELL	01/09/1957	Active	10	0	0	0	0.00%	11		11		5		P,M,VP,SC	24+	
11537	PILOT	11/06/1951	Active	26	1	2	-1	-3.70%	27	6	3				T,M,VP,SC	18	\$50.00
11475	PINNACLE	06/22/1971	Active	11	1	2	-1	-8.33%	12	31	1				P,VP,SC	24+	
11540	ROCKWELL	09/20/1954	Active	18	1	5	-4	-18.18%	22	4	3			N	M,VP,SC	1	\$560.00
	Exc Award (06/30/2024)																
11541	SALISBURY	09/11/1932	Active	33	0	4	-4	-10.81%	39	16	3			N	M	2	\$1,550.00
11384	SOUTH IREDELL	11/07/1960	Active	7	0	0	0	0.00%	7		11				P,VP,SC	12	
11385	SPARTA	10/17/1944	Active	19	0	3	-3	-13.64%	20	34	0				T,VP,SC	24+	\$1,020.00
	Exc Award (06/30/2016)																
11389	TAYLORSVILLE	10/10/1944	Active	8	0	0	0	0.00%	8		11		7	R	M,SC	3	90+ Days
	Exc Award (06/30/2018)																
11544	THOMASVILLE	10/03/1938	Active	60	5	5	0	0.00%	54	14	0			N		0	\$2,120.00
	Exc Award (06/30/2023, 06/30/2024)																



Club Health Assessment for District 31 I through March 2025

			Status		Membership						Reports					Finance		LCIF		
Club Number	Club Name	Charter Date			Current Member Count	YTD Members Added	YTD Members Dropped	YTD Net Growth	YTD Net Growth%	Member Count 12 Months Ago	Avg. length of service for dropped members	Months Since Last MMR ***	Yrs. Since Last Officer Report	President Rotation	Vice President Reported ****	Months Since Last Activity Report ***	Account Balance	Donations for current Fiscal Year		
			Number of times on status quo within last two years		If below 15 members appears				If net loss is greater than 20% appears			If no report in 3 months appears in	When more than one year appears in	Number of repeat terms		Notes the officers that do not have an active	If no report at 12 months appears in red			
11487	WALNUT COVE	10/15/1956	Active		15	7	0	7	87.50%	10		3		3		VP,SC	20			
11392	WEST IREDELL	04/02/1957	Active		5	0	1	-1	-16.67%	9	63	8		2		M,VP,SC	1			
Exc Award (06/30/2018)																				
11393	WEST JEFFERSON	07/12/1949	Active		12	0	3	-3	-20.00%	15	41	2				M,VP,SC	12			
11550	WEST LEXINGTON	02/01/1960	Active		6	0	0	0	0.00%	8		1		2		VP,SC	24+			
11489	WINSTON SALEM KONNOAK HILLS	03/23/1964	Active		20	0	0	0	0.00%	20		9			N	T,SC	3	\$30.00		
Exc Award (06/30/2024)																				
11488	WINSTON SALEM TWIN CITY HOST	03/13/1922	Active		26	1	4	-3	-10.34%	29	4	1		3	N	SC	3			
Current Total Clubs Count	YTD New Clubs Count	YTD Cancelled Clubs Count	YTD Net Club Gain	Current Total Members Count	YTD Add	YTD Drop	YTD Net Growth	YTD Net Growth %	Member Count 12 Months Ago	Average Member Count Per Club	% of Clubs with less than 20 members	% No MMR in 3 Months	% No Officer Report in 12 Months	% of Clubs with balance 90+ days	Number of Clubs in Status Quo	% Status Quo Clubs in Financial Suspension	Number of Cancelled Clubs	Average Cancelled Club Age	Members Lost Due to Cancellation	% of Clubs Cancelled for Non-Financial Reasons
45	0	0	0	861	42	65	-23	-2.60%	887	19	62%	51%	0%	2%	0	0%	0	0	0	0%

* - P - Priority Club. Cancellation Reasons: 1-Objectives/conduct, 2-Non-active club, 5-Non-existing club, 6-Disbanding, 7-Merger, 8-Financial Suspension, 9-District/Multiple District Dues.

** - Abbreviation: P-President, S-Secretary, T-Treasurer, M-Member Chairperson, VP-First Vice President, MC-Communications Chairperson, SC-Service Chairperson

*** - Abbreviation: N/R - Never reported using the Lions Clubs website, N/A - Not applicable, No password registered for the Lions Clubs website.

**** - Abbreviation: N - New, IP - Immediate Past, R - Repeat.



Club Health Assessment for District 31 O through March 2025

			Status	Membership							Reports					Finance		LCIF
Club Number	Club Name	Charter Date		Current Member Count	YTD Members Added	YTD Members Dropped	YTD Net Growth	YTD Net Growth%	Member Count 12 Months Ago	Avg. length of service for dropped members	Months Since Last MMR ***	Yrs. Since Last Officer Report	President Rotation	Vice President Reported ****	Months Since Last Activity Report ***	Account Balance	Donations for current Fiscal Year	
			Number of times on status quo within last two years	If below 15 members appears			If net loss is greater than 20% appears			If no report in 3 months appears in			When more than one year appears in	Number of repeat terms	Notes the officers that do not have an active	If no report at 12 months appears in red		
Clubs less than two years old																		
171743	Scotland County	05/20/2024	Active	18	1	3	-2	-10.00%	0	1	3		2	R	0		\$11.19	
Clubs more than two years old																		
11553	ABERDEEN	06/28/1938	Active	24	3	4	-1	-4.00%	39	10	0		2	R	3		\$11.18	
Exc Award (06/30/2017, 06/30/2018, 06/30/2020)																		
11437	ALAMANCE COMMUNITY	04/09/1957	Active	17	2	1	1	6.25%	16	57	0			N	SC	5	\$11.19	
11493	ALBEMARLE	04/21/1922	Active	8	0	0	0	0.00%	8		12		3		P,M,VP,SC	5		
11438	ARCHDALE TRINITY	02/08/1950	Active	5	0	0	0	0.00%	8		11				M,VP,SC	0	\$11.18	
Exc Award (06/30/2023)																		
11439	ASHEBORO	03/16/1944	Active	13	0	2	-2	-13.33%	15	30	0		4		M,VP,SC	16	\$11.19	
11554	BISCOE	06/17/1938	Active	14	0	0	0	0.00%	14		21	1	None		P,S,T,M,VP SC	15	90+ Days	
109396	BROADWAY	09/29/2010	Active	25	1	6	-5	-16.67%	30	3	3			N	SC	7	\$11.19	
Exc Award (06/30/2023)																		
11558	CANDOR	01/12/1944	Active	14	0	0	0	0.00%	14		11		None	N	P,SC	11		
11613	CARRBORO	02/22/1945	Active	2	0	1	-1	-33.33%	3	44	3		5		T,M,VP,SC	15	\$11.19	
11442	COLERIDGE	05/22/1950	Active	35	12	1	11	45.83%	24	26	0			N	M,SC	2	\$131.68	
Exc Award (06/30/2023)																		
11619	CREEDMOOR	02/28/1945	Active	5	0	0	0	0.00%	5		13		5	R	M,SC	16	\$11.19	
11620	DURHAM	07/26/1922	Active	51	1	5	-4	-7.27%	56	26	1			N		0	\$3,611.18	
Exc Award (06/30/2018, 06/30/2024)																		
11465	EDEN	04/12/1938	Active	27	0	0	0	0.00%	27		17			R	M	16	\$11.19	
11567	ELLERBE	12/07/1945	Active	12	0	0	0	0.00%	12		14	1	None		P,S,T,M,VP SC	15	90+ Days	
11448	FARMER	01/27/1969	Active	20	0	0	0	0.00%	20		16			N	P,T,M,VP,SC	16	\$11.19	
11451	GIBSONVILLE	11/28/1956	P- Active	0	0	9	-9	-100.00%	12	22	3		None		P,S,T,M,VP SC	11		
11627	GOLDSTON	01/24/1947	Active	19	0	1	-1	-5.00%	22	28	2		7	R	M,SC	2	\$11.18	
Exc Award (06/30/2018, 06/30/2021)																		
11452	GRAYS CHAPEL	04/20/1957	Active	20	0	2	-2	-9.09%	22	12	0		6	R	M,SC	14	\$11.19	




Club Health Assessment for District 31 O through March 2025

			Status	Membership							Reports					Finance	LCIF
Club Number	Club Name	Charter Date		Current Member Count	YTD Members Added	YTD Members Dropped	YTD Net Growth	YTD Net Growth%	Member Count 12 Months Ago	Avg. length of service for dropped members	Months Since Last MMR ***	Yrs. Since Last Officer Report	President Rotation	Vice President Reported ****	Months Since Last Activity Report ***	Account Balance	Donations for current Fiscal Year
			Number of times on status quo within last two years	If below 15 members appears				If net loss is greater than 20% appears			If no report in 3 months appears in	When more than one year appears in	Number of repeat terms	Notes the officers that do not have an active	If no report at 12 months appears in red		
11526	GREATER MONROE Exc Award (06/30/2023)	05/06/1955	Active	4	0	2	-2	-33.33%	7	2	3			M,VP,SC	0		\$180.00
11453	GREENSBORO Exc Award (06/30/2017, 06/30/2018, 06/30/2019)	09/11/1922	Active	27	1	5	-4	-12.90%	32	16	2			N	3		\$3,011.18
11458	GREENSBORO HAMILTON LAKES Exc Award (06/30/2022, 06/30/2023, 06/30/2024)	10/30/1956	Active	32	6	6	0	0.00%	30	2	0			N	M,SC	0	\$2,011.19
137688	GUILFORD COUNTY WIDE CYBER Exc Award (06/30/2021, 06/30/2022, 06/30/2023)	04/09/2019	Active	41	2	10	-8	-16.33%	48	3	1			N	0		\$191.19
11575	HAMLET Exc Award (06/30/2018)	12/19/1944	Active	20	2	2	0	0.00%	23	23	1		None	N	P,SC	8	\$11.18
11459	HIGH POINT	11/05/1929	Active	20	1	0	1	5.26%	19		2			R	VP,SC	9	\$64.19
11511	INDIAN TRAIL Exc Award (06/30/2022)	05/14/1969	Active	10	2	4	-2	-16.67%	13	13	0				VP,SC	13	\$11.19
11485	JAMESTOWN Exc Award (06/30/2023)	03/07/1957	Active	7	1	0	1	16.67%	6		3		None		P,T,M,VP,SC	3	\$98.69
11462	JULIAN Exc Award (06/30/2023, 06/30/2024)	02/09/1951	Active	23	0	0	0	0.00%	22		8		3		T,M,VP,SC	9	\$241.18
11466	LIBERTY	02/04/1947	Active	12	0	3	-3	-20.00%	15	3	5			N	M,SC	3	\$11.19
11467	MADISON	03/24/1938	Active	9	1	0	1	12.50%	8		4		None	N	P,M,VP,SC	18	\$11.18
11468	MAYODAN Exc Award (06/30/2024)	03/04/1948	Active	24	5	2	3	14.29%	18	0	0			N	M,SC	0	\$51.19
11469	MC LEANSVILLE Exc Award (06/30/2017, 06/30/2019, 06/30/2020)	07/29/1960	Active	30	8	4	4	15.38%	26	18	0		2	R	M,SC	0	\$2,111.18
11636	MONCURE	03/15/1950	Active	12	0	0	0	0.00%	13		8		3		M,VP,SC	3	90+ Days \$71.67
143319	North Moore Exc Award (06/30/2023, 06/30/2024)	11/02/2020	Active	17	0	7	-7	-29.17%	24	2	1		2	R	SC	17	\$11.18
11534	NORWOOD	06/08/1945	Active	16	1	0	1	6.67%	13		5			N	M,SC	5	
53290	OAK RIDGE	06/19/1992	Active	29	3	0	3	11.54%	24		1		3		M,VP,SC	13	\$1,011.19




Club Health Assessment for District 31 O through March 2025

			Status	Membership							Reports					Finance	LCIF	
Club Number	Club Name	Charter Date		Current Member Count	YTD Members Added	YTD Members Dropped	YTD Net Growth	YTD Net Growth%	Member Count 12 Months Ago	Avg. length of service for dropped members	Months Since Last MMR ***	Yrs. Since Last Officer Report	President Rotation	Vice President Reported ****	Months Since Last Activity Report ***	Account Balance	Donations for current Fiscal Year	
			Number of times on status quo within last two years	If below 15 members appears					If net loss is greater than 20% appears			If no report in 3 months appears in	When more than one year appears in	Number of repeat terms	Notes the officers that do not have an active	If no report at 12 months red		
Exc Award (06/30/2023)																		
11535	OAKBORO	02/25/1947	Active	14	1	0	1	7.69%	13		0		23	M,VP,SC	16			
11638	OXFORD	04/23/1941	Active	20	1	0	1	5.26%	20		4		2	M,VP,SC	12		\$11.19	
49293	PLEASANT GARDEN	03/13/1989	Active	16	0	2	-2	-11.11%	17	19	0			N	SC	0	\$1,027.19	
Exc Award (06/30/2017, 06/30/2024)																		
11479	REIDSVILLE	02/02/1945	Active	32	0	1	-1	-3.03%	29	31	0			N	M,SC	0	\$31.18	
Exc Award (06/30/2024)																		
11592	ROCKINGHAM	02/14/1949	Active	12	0	0	0	0.00%	16		2		3	M,VP,SC	2		\$37.19	
11597	SANFORD	06/12/1935	Active	89	10	5	5	5.95%	82	22	0			N	SC	6	\$13.68	
Exc Award (06/30/2023, 06/30/2024)																		
11648	SILER CITY	04/06/1938	Active	32	8	9	-1	-3.03%	30	14	0		2	M,VP,SC	3		\$221.68	
Exc Award (06/30/2016, 06/30/2020, 06/30/2024)																		
11649	SOUTH CHATHAM L C	12/10/1973	Active	8	0	0	0	0.00%	8		12	1	None	P,S,T,M,VP SC	24	90+ Days	\$11.19	
11602	TROY	03/04/1947	Active	21	3	3	0	0.00%	21	2	0		None	R	P,SC	0		
Exc Award (06/30/2023)																		
11527	UNIONVILLE	12/11/1970	Active	15	0	3	-3	-16.67%	19	13	2		2	N	SC	10	\$18.68	
11603	VASS	02/16/1943	Active	38	2	8	-6	-13.64%	44	6	0				VP,SC	0	\$73.69	
Exc Award (06/30/2021, 06/30/2022, 06/30/2024)																		
11547	WADESBORO	06/08/1949	Active	7	0	0	0	0.00%	7		10		6	N	T,SC	18	\$1,011.19	
Exc Award (06/30/2018)																		
45091	WAXHAW	06/27/1985	Active	26	3	13	-10	-27.78%	34	9	0				VP	0	\$1,211.19	
Exc Award (06/30/2018, 06/30/2022, 06/30/2024)																		
11606	WEST MONTGOMERY L C	02/22/1971	Cancelled(6*)	0	0	0	0	0.00%	8		10		None	P,S,T,M,VP SC	14			
11519	WEST STANLY	03/18/1952	Active	16	0	0	0	0.00%	15		1				M,VP,SC	6		
11552	WINGATE	01/30/1947	Active	14	0	0	0	0.00%	14		7		2	N	M,SC	8	\$21.18	
Exc Award (06/30/2017, 06/30/2018)																		



Club Health Assessment for District 31 O through March 2025

			Status	Membership							Reports				Finance	LCIF	
Club Number	Club Name	Charter Date		Current Member Count	YTD Members Added	YTD Members Dropped	YTD Net Growth	YTD Net Growth%	Member Count 12 Months Ago	Avg. length of service for dropped members	Months Since Last MMR ***	Yrs. Since Last Officer Report	President Rotation	Vice President Reported ****	Months Since Last Activity Report ***	Account Balance	Donations for current Fiscal Year
			Number of times on status quo within last two years	If below 15 members appears				If net loss is greater than 20% appears			If no report in 3 months appears in	When more than one year appears in	Number of repeat terms	Notes the officers that do not have an active	If no report at 12 months appears in red		

Clubs Cancelled Previous Fiscal Year – Clubs Cancelled within last 12 months may be reinstated

Club Number	Club Name	Charter Date	Current Status*	Cancellation Date
11454	GREENSBORO GATE CITY	03/10/1953	Cancelled(6*)	06/29/2024

Current Total Clubs Count	YTD New Clubs Count	YTD Cancelled Clubs Count	YTD Net Club Gain	Current Total Members Count	YTD Add	YTD Drop	YTD Net Growth	YTD Net Growth %	Member Count 12 Months Ago	Average Member Count Per Club	% of Clubs with less than 20 members	% No MMR in 3 Months	% No Officer Report in 12 Months	% of Clubs with balance 90+ days	Number of Clubs in Status Quo	% Status Quo Clubs in Financial Suspension	Number of Cancelled Clubs	Average Cancelled Club Age	Members Lost Due to Cancellation	% of Clubs Cancelled for Non-Financial Reasons
51	0	1	-1	1,022	81	124	-43	-4.04%	1,065	20	55%	45%	6%	8%	0	0%	1	125	0	100%

* - P - Priority Club. Cancellation Reasons: 1-Objectives/conduct, 2-Non-active club, 5-Non-existing club, 6-Disbanding, 7-Merger, 8-Financial Suspension, 9-District/Multiple District Dues.

** - Abbreviation: P-President, S-Secretary, T-Treasurer, M-Member Chairperson, VP-First Vice President, MC-Communications Chairperson, SC-Service Chairperson

*** - Abbreviation: N/R - Never reported using the Lions Clubs website, N/A - Not applicable, No password registered for the Lions Clubs website.

**** - Abbreviation: N - New, IP - Immediate Past, R - Repeat.



Club Health Assessment for District 31 N through March 2025

			Status	Membership							Reports					Finance		LCIF
Club Number	Club Name	Charter Date		Current Member Count	YTD Members Added	YTD Members Dropped	YTD Net Growth	YTD Net Growth%	Member Count 12 Months Ago	Avg. length of service for dropped members	Months Since Last MMR ***	Yrs. Since Last Officer Report	President Rotation	Vice President Reported ****	Months Since Last Activity Report ***	Account Balance	Donations for current Fiscal Year	
			Number of times on status quo within last two years	If below 15 members appears					If net loss is greater than 20% appears			If no report in 3 months appears in	When more than one year appears in	Number of repeat terms	Notes the officers that do not have an active	If no report at 12 months appears in red		
Clubs less than two years old																		
157666	Liberty	05/23/2024	Active	27	4	1	3	12.50%	0	0	2		2	N	M,SC	1	90+ Days	
Clubs more than two years old																		
120887	Anderson Creek	12/06/2013	Active	40	9	3	6	17.65%	28	5	1			N	M,SC	1		
107251	ANGIER	01/12/2010	Active(1)	13	0	0	0	0.00%	16		9		3	N	M,VP,SC	4		
11711	AURORA	09/08/1969	Active	11	1	0	1	10.00%	12		4		14		P,M,VP,SC	4		
11713	BATH	04/24/1950	Active	11	0	0	0	0.00%	12		8		6	R	M,SC	13		
118956	BEAUFORT	03/18/2013	Active	61	11	5	6	10.91%	52	2	0			N		0		\$2,000.00
Exc Award (06/30/2017, 06/30/2023, 06/30/20)																		
11658	BENSON	06/11/1953	Active	36	1	2	-1	-2.70%	36	27	2		6	R	SC	24+		
11557	BUIES CREEK	01/18/1965	Active(1)	5	0	1	-1	-16.67%	7	17	0		4	R	M,SC	24+		
11662	BURGAW	06/02/1964	Active	13	0	0	0	0.00%	13		12	1	None		P,S,T,M,VP SC	10	90+ Days	
78497	CALABASH	03/15/2004	P- Active	0	0	0	0	0.00%	22		9		None		P,S,T,M,VP SC	24+		\$500.00
Exc Award (06/30/2019)																		
11560	CLARKTON	08/17/1950	Active	14	2	0	2	16.67%	14		4			IP	M,SC	24+		
11561	CLINTON	11/08/1935	Active	17	0	0	0	0.00%	17		10				S,T,M,VP,SC	24+		
11562	COATS	02/18/1971	Active	18	2	0	2	12.50%	16		6		None		P,T,M,VP,SC	N/R		
11565	DUNN	08/16/1933	Active	5	0	0	0	0.00%	5		0		3		P,M,VP,SC	24+	90+ Days	
11566	DUNN MARY STEWART COMMUNITY	06/10/1971	Active	11	1	0	1	10.00%	11		1			N	SC	24+		
11568	ERWIN	06/01/1948	Active	15	0	6	-6	-28.57%	21	11	6				P,M,VP,SC	N/R		\$1,000.00
11665	FAISON	05/30/1939	Active(4)	6	6	7	-1	-14.29%	7	27	0				M,VP,SC	24+		
11666	FARMVILLE	11/30/1955	Active	8	0	1	-1	-11.11%	9	17	3		3	R	S,VP,SC	10		
124506	Fayetteville Community	03/30/2015	Active(1)	10	1	2	-1	-9.09%	11	7	0				M,VP,SC	14		
Exc Award (06/30/2016)																		
11573	FAYETTEVILLE MASSEY HILL	10/02/1958	Active	42	6	13	-7	-14.29%	49	22	0			N	M,SC	0		\$835.00
11574	GODWIN	12/11/1951	Active	25	8	1	7	38.89%	18	40	3			N	SC	0		




Club Health Assessment for District 31 N through March 2025

Club Number	Club Name	Charter Date	Status	Membership							Reports					Finance	LCIF
				Current Member Count	YTD Members Added	YTD Members Dropped	YTD Net Growth	YTD Net Growth%	Member Count 12 Months Ago	Avg. length of service for dropped members	Months Since Last MMR ***	Yrs. Since Last Officer Report	President Rotation	Vice President Reported ****	Months Since Last Activity Report ***	Account Balance	Donations for current Fiscal Year
			Number of times on status quo within last two years	If below 15 members appears				If net loss is greater than 20% appears			If no report in 3 months appears in	When more than one year appears in	Number of repeat terms	Notes the officers that do not have an active	If no report at 12 months red		
11669	GOLDSBORO DOWNTOWN	03/23/1966	Active	29	1	3	-2	-6.45%	31	9	1			N	SC	6	\$63.50
11667	GOLDSBORO HOST	02/23/1939	Active	9	0	0	0	0.00%	9		9			N	M,SC	24+	90+ Days
11671	GREENVILLE HOST	02/13/1939	Active	8	0	1	-1	-11.11%	10	74	0		5	R	VP,SC	0	\$100.00
11673	GRIFTON	02/18/1952	Active	13	1	2	-1	-7.14%	14	1	6			N	M	8	
37675	HAMPSTEAD	11/26/1979	Active	8	0	4	-4	-33.33%	12	10	2			N	M,SC	24+	
11674	HANOVER	09/29/1964	Active(1)	5	0	0	0	0.00%	5		2		6	N	T,M,VP,SC	24+	
11676	JACKSONVILLE HOST	03/08/1945	Active	25	3	0	3	13.64%	20		5			N	M,SC	10	90+ Days
11678	JACKSONVILLE NEW RIVER	01/13/1966	Active	6	0	0	0	0.00%	7		15		5		M,VP,SC	15	90+ Days
125246	Jones County	06/22/2015	Active(1)	7	2	2	0	0.00%	7	16	0		7	R	M,VP,SC	4	90+ Days
11679	KENANSVILLE	03/14/1945	Active	14	0	0	0	0.00%	14		9			N	S,M,SC	24+	
11681	KINSTON	02/10/1939	Active	35	6	2	4	12.90%	35	14	4		2	N		0	\$160.00
Exc Award (06/30/2018)																	
11578	LAKE WACCAMAW	01/06/1947	Active	12	1	0	1	9.09%	12		4		2	R	M,VP,SC	24+	\$100.00
11581	LILLINGTON	04/14/1971	Active	11	0	0	0	0.00%	11		3			N	SC	24+	
11582	LUMBERTON	01/10/1945	Active	18	2	6	-4	-18.18%	21	3	2		3	N	SC	3	
Exc Award (06/30/2018, 06/30/2024)																	
11687	MOUNT OLIVE	03/29/1971	Active	11	0	2	-2	-15.38%	12	31	5		9	R	M,VP,SC	N/R	
11688	NEW BERN	03/27/1945	Active	19	1	0	1	5.56%	19		5		2	R	M,SC	3	
Exc Award (06/30/2018)																	
50797	NEW BERN TWIN RIVERS	06/29/1990	Active	10	0	2	-2	-16.67%	13	8	3			R	SC	7	\$30.00
11689	OAK ISLAND L C	05/30/1973	Active	9	0	0	0	0.00%	10		9		13		P,M,VP,SC	5	
11585	PEMBROKE	12/08/1961	Active	28	0	0	0	0.00%	28		14		None		P,S,T,M,VP SC	24+	90+ Days
11690	PIKEVILLE	03/26/1946	Active(2)	12	24	12	12	100.00%	12	18	0		3	R	M,VP,SC	24+	
11691	PINE LEVEL	01/16/1950	Active	18	1	4	-3	-14.29%	21	19	5			R	T,M,SC	24+	\$1,000.00
Exc Award (06/30/2016, 06/30/2017)																	
11692	PRINCETON	03/23/1942	Active	13	0	0	0	0.00%	13		9		2		P,T,M,VP,SC	24+	



Club Health Assessment for District 31 N through March 2025

			Status	Membership							Reports					Finance	LCIF	
Club Number	Club Name	Charter Date		Current Member Count	YTD Members Added	YTD Members Dropped	YTD Net Growth	YTD Net Growth%	Member Count 12 Months Ago	Avg. length of service for dropped members	Months Since Last MMR ***	Yrs. Since Last Officer Report	President Rotation	Vice President Reported ****	Months Since Last Activity Report ***	Account Balance	Donations for current Fiscal Year	
			Number of times on status quo within last two years	If below 15 members appears				If net loss is greater than 20% appears			If no report in 3 months appears in	When more than one year appears in	Number of repeat terms		Notes the officers that do not have an active	If no report at 12 months appears in red		
11594	ROWLAND	06/02/1939	Cancelled(8*)	0	0	6	-6	-100.00%	6	15	3		None		P,S,T,M,VP SC	24+	90+ Days	
11595	SAINT PAULS	04/16/1951	Active	8	0	0	0	0.00%	9		8		2	R	P,T,M,VP,SC	1		
11695	SELMA	05/18/1945	Active	17	0	0	0	0.00%	17		3			N	M,SC	24+	90+ Days	
11696	SHALLOTTE	01/10/1947	Active	24	1	1	0	0.00%	24	46	1		3	N	SC	2		\$1,100.00
11697	SMITHFIELD	06/16/1950	Active	14	0	1	-1	-6.67%	19	1	1		2	R	SC	9		
11670	SNOW HILL	09/14/1971	Active	3	0	4	-4	-57.14%	7	26	0		None		P,S,T,M,VP SC	24+		
118955	SOUTHEASTERN NORTH CAROLINA EYECARE	03/19/2013	Active	6	2	2	0	0.00%	6	9	7		None		P,S,T,M,VP SC	N/R	90+ Days	
11699	SOUTHPORT	04/10/1945	Active(1)	47	2	4	-2	-4.08%	49	11	0			N	SC	24+		
60843	WESTERN HARNETT	06/04/1998	Active	92	8	5	3	3.37%	90	2	0		2	R	SC	3		\$1,020.00
	Exc Award (06/30/2023)																	
11705	WILMINGTON	05/15/1922	Active	37	2	4	-2	-5.13%	38	32	0			N	SC	2		\$3,710.00
	Exc Award (06/30/2017, 06/30/2018, 06/30/2020)																	

Clubs Cancelled Previous Fiscal Year – Clubs Cancelled within last 12 months may be reinstated

Club Number		Club Name		Charter Date			Current Status*		Cancellation Date											
102548		MAXTON		06/20/2008			Cancelled(8*)		06/29/2024											
Current Total Clubs Count	YTD New Clubs Count	YTD Cancelled Clubs Count	YTD Net Club Gain	Current Total Members Count	YTD Add	YTD Drop	YTD Net Growth	YTD Net Growth %	Member Count 12 Months Ago	Average Member Count Per Club	% of Clubs with less than 20 members	% No MMR in 3 Months	% No Officer Report in 12 Months	% of Clubs with balance 90+ days	Number of Clubs in Status Quo	% Status Quo Clubs in Financial Suspension	Number of Cancelled Clubs	Average Cancelled Club Age	Members Lost Due to Cancellation	% of Clubs Cancelled for Non-Financial Reasons
52	0	1	-1	956	109	109	0	0.00%	977	18	73%	56%	2%	19%	0	0%	1	102	6	-100%

* - P - Priority Club. Cancellation Reasons: 1-Objectives/conduct, 2-Non-active club, 5-Non-existing club, 6-Disbanding, 7-Merger, 8-Financial Suspension, 9-District/Multiple District Dues.


** - Abbreviation: P-President, S-Secretary, T-Treasurer, M-Member Chairperson, VP-First Vice President, MC-Communications Chairperson, SC-Service Chairperson

*** - Abbreviation: N/R - Never reported using the Lions Clubs website, N/A - Not applicable, No password registered for the Lions Clubs website.

**** - Abbreviation: N - New, IP - Immediate Past, R - Repeat.



Club Health Assessment for District 31 S through March 2025

			Status	Membership							Reports					Finance	LCIF
Club Number	Club Name	Charter Date		Current Member Count	YTD Members Added	YTD Members Dropped	YTD Net Growth	YTD Net Growth%	Member Count 12 Months Ago	Avg. length of service for dropped members	Months Since Last MMR ***	Yrs. Since Last Officer Report	President Rotation	Vice President Reported ****	Months Since Last Activity Report ***	Account Balance	Donations for current Fiscal Year
			Number of times on status quo within last two years	If below 15 members appears				If net loss is greater than 20% appears			If no report in 3 months appears in	When more than one year appears in	Number of repeat terms	Notes the officers that do not have an active	If no report at 12 months appears in red		
Clubs less than two years old																	
154939	East Wake Cyber	06/30/2023	Active	26	2	1	1	4.00%	24	2	0			VP,SC	2		\$70.00
Exc Award (06/30/2024)																	
Clubs more than two years old																	
11608	APEX	10/07/1937	Active	38	4	1	3	8.57%	36	53	2			N	0		\$20.00
Exc Award (06/30/2017, 06/30/2022)																	
146343	Bunn CERT	05/28/2021	Cancelled(8*)	0	0	19	-19	-100.00%	19	4	24	1	None	P,S,T,M,VP SC	N/A	90+ Days	
11614	CARY	09/04/1956	Active	13	1	1	0	0.00%	14	11	7			M,VP,SC	9		
11717	COLUMBIA	08/25/1969	Active	10	0	0	0	0.00%	10		7		6	M,VP,SC	22		
11719	EDENTON	01/21/1937	Active	34	3	4	-1	-2.86%	36	3	0			N SC	24+		\$2,800.00
31798	ELIZABETH CITY RIVER CITY	03/03/1976	Active	12	0	0	0	0.00%	9		10	1	None	P,S,T,M,VP SC	24+	90+ Days	
31745	FIRST FLIGHT	02/20/1976	Active	21	6	5	1	5.00%	20	1	5		3	N SC	24+		\$25.00
Exc Award (06/30/2018)																	
11624	FRANKLINTON	07/22/1938	Active	11	0	0	0	0.00%	11		12		None	P,S,T,M,VP SC	24+		
11625	FUQUAY VARINA	01/24/1941	Active	29	2	4	-2	-6.45%	32	16	1			N M,SC	0		
11626	GARNER	03/03/1944	Active	24	3	0	3	14.29%	21		6			N P,SC	14		
31546	GATES COUNTY	01/12/1976	Active	12	0	1	-1	-7.69%	12	4	3		4	N	5		
Exc Award (06/30/2024)																	
11629	HENDERSON	09/16/1929	Active(1)	4	0	3	-3	-42.86%	7	13	3			M,VP,SC	2		
11724	HERTFORD	04/04/1939	Active	9	0	0	0	0.00%	9		44	3	None	P,S,T,M,VP SC	N/R		
11725	JACKSON	04/17/1945	Active	9	0	0	0	0.00%	8		9		None	P,S,T,M,VP SC	11		
11631	KNIGHTDALE	05/02/1961	Active(1)	5	0	1	-1	-16.67%	6	12	1	3	None	P,S,T,M,VP SC	N/R	90+ Days	
41974	LAKE GASTON	11/22/1982	Active	73	3	8	-5	-6.41%	77	13	1			N SC	5		\$50.00
Exc Award (06/30/2016, 06/30/2023, 06/30/2024)																	
11632	LITTLETON	12/10/1936	Active	25	0	1	-1	-3.85%	26	2	2			IP M,SC	8		
11633	LOUISBURG	01/16/1942	Active	9	0	4	-4	-30.77%	13	7	4			N M,SC	3		\$2.50



Club Health Assessment for District 31 S through March 2025

			Status	Membership							Reports					Finance		LCIF
Club Number	Club Name	Charter Date		Current Member Count	YTD Members Added	YTD Members Dropped	YTD Net Growth	YTD Net Growth%	Member Count 12 Months Ago	Avg. length of service for dropped members	Months Since Last MMR ***	Yrs. Since Last Officer Report	President Rotation	Vice President Reported ****	Months Since Last Activity Report ***	Account Balance	Donations for current Fiscal Year	
			Number of times on status quo within last two years	If below 15 members appears					If net loss is greater than 20% appears		If no report in 3 months appears in	When more than one year appears in	Number of repeat terms	Notes the officers that do not have an active	If no report at 12 months appears in red			
82964	LOWER CURRITUCK	06/30/2004	Active(1)	6	0	0	0	0.00%	6		21	1	None	P,S,T,M,VP SC	24+	90+ Days	\$1,000.00	
117333	LUCAMA	06/29/2012	Cancelled(8*)	0	0	8	-8	-100.00%	8	12	8		None	P,S,T,M,VP SC	24+	90+ Days		
11727	MANTEO	01/30/1950	Active	13	0	1	-1	-7.14%	15	2	2		3	M,VP,SC	17			
40510	NAGS HEAD	11/17/1981	Active	1	0	0	0	0.00%	1		8		6	M,VP,SC	24+			
11730	NASHVILLE	11/17/1938	Active	13	0	5	-5	-27.78%	18	11	3		IP	T,M,SC	24+			
11639	PILOT L C	03/26/1973	Active	28	0	0	0	0.00%	28		12		3	N	M,VP,SC	0		
11642	RALEIGH DOWNTOWN	08/21/1972	Active	21	2	2	0	0.00%	21	5	2		2	R	M,SC	N/R		
11643	RALEIGH HOST	05/12/1922	Active	43	3	5	-2	-4.44%	45	17	0			N	SC	3		\$1,275.00
11635	RALEIGH NORTH RALEIGH	06/26/1953	Active	22	1	3	-2	-8.33%	32	8	0			R		0		\$4,955.00
Exc Award (06/30/2017, 06/30/2019, 06/30/20																		
46636	RALEIGH SOUTHEAST	11/13/1986	Active(2)	14	0	0	0	0.00%	14		3		7	S,T,M,VP,SC	24+	90+ Days	\$240.00	
66303	ROCKY HOCK	06/25/2002	Active	18	1	0	1	5.88%	18		7			N	M	0		
11736	ROCKY MOUNT EVENING	03/24/1939	Active	7	0	0	0	0.00%	7		11		7	R		0		
11738	SARATOGA	09/09/1949	Active(1)	6	0	0	0	0.00%	0		9		3	P,M,VP,SC	N/R			
11739	SCOTLAND NECK	04/27/1945	Active(2)	3	0	3	-3	-50.00%	6	1	7			T,M,VP,SC	24+			
11740	SEABOARD	10/24/1938	Active	37	6	4	2	5.71%	36	16	0		None	R	P,SC	0		
11743	TARBORO	11/26/1941	Active	10	0	0	0	0.00%	8		11		3	R	P,T,M,VP,SC	0		
103392	WAKE FOREST	09/03/2008	Active	19	0	2	-2	-9.52%	21	2	2		2	R	SC	0		
Exc Award (06/30/2022, 06/30/2024)																		
38043	WANCHESE	02/12/1980	Active(1)	6	0	5	-5	-45.45%	11	18	0		2	P,T,M,VP,SC	24+			
11653	WARRENTON	01/27/1936	Active	19	0	2	-2	-9.52%	21	5	0		4	R	M,SC	12	\$850.00	
11745	WEEKSVILLE	03/19/1951	Active	44	2	1	1	2.33%	43	49	0			N	M,SC	0	\$100.00	
11654	WENDELL	02/09/1950	Active	28	2	5	-3	-9.68%	31	15	2			N	M,SC	3	\$550.00	
Exc Award (06/30/2024)																		
11747	WHITAKERS	08/05/1947	Active	10	0	1	-1	-9.09%	11	33	7			R		24+		
33666	WHITE LEVEL L C	04/21/1977	Active	3	0	1	-1	-25.00%	4	47	7		None	P,S,T,M,VP SC	24+	90+ Days		



Club Health Assessment for District 31 S through March 2025

			Status	Membership							Reports					Finance	LCIF
Club Number	Club Name	Charter Date		Current Member Count	YTD Members Added	YTD Members Dropped	YTD Net Growth	YTD Net Growth%	Member Count 12 Months Ago	Avg. length of service for dropped members	Months Since Last MMR ***	Yrs. Since Last Officer Report	President Rotation	Vice President Reported ****	Months Since Last Activity Report ***	Account Balance	Donations for current Fiscal Year
			Number of times on status quo within last two years	If below 15 members appears				If net loss is greater than 20% appears			If no report in 3 months appears in	When more than one year appears in	Number of repeat terms	Notes the officers that do not have an active	If no report at 12 months appears in red		
11748	WILLIAMSTON	03/11/1937	Active(1)	16	0	0	0	0.00%	14		13	1	None	P,S,T,M,VP SC	24+	90+ Days	
11749	WILSON	09/22/1922	Active	28	2	3	-1	-3.45%	29	7	0			N	6		
	Exc Award (06/30/2024)																
11750	WILSON LUNCHEON	02/16/1972	Active	13	0	0	0	0.00%	16		7	1	None	P,S,T,M,VP SC	23		
11656	ZEBULON	10/31/1949	Active	25	0	1	-1	-3.85%	24	2	0		None	P,M,VP,SC	0		\$2,010.00
	Exc Award (06/30/2017, 06/30/2024)																

Clubs Cancelled Previous Fiscal Year – Clubs Cancelled within last 12 months may be reinstated

Club Number	Club Name	Charter Date	Current Status*	Cancellation Date
38962	CURRITUCK	10/20/1980	Cancelled(8*)	06/29/2024

Current Total Clubs Count	YTD New Clubs Count	YTD Cancelled Clubs Count	YTD Net Club Gain	Current Total Members Count	YTD Add	YTD Drop	YTD Net Growth	YTD Net Growth %	Member Count 12 Months Ago	Average Member Count Per Club	% of Clubs with less than 20 members	% No MMR in 3 Months	% No Officer Report in 12 Months	% of Clubs with balance 90+ days	Number of Clubs in Status Quo	% Status Quo Clubs in Financial Suspension	Number of Cancelled Clubs	Average Cancelled Club Age	Members Lost Due to Cancellation	% of Clubs Cancelled for Non-Financial Reasons
44	0	2	-2	817	43	105	-62	-7.05%	878	19	61%	57%	14%	14%	0	0%	2	30	27	-50%

* - P - Priority Club. Cancellation Reasons: 1-Objectives/conduct, 2-Non-active club, 5-Non-existing club, 6-Disbanding, 7-Merger, 8-Financial Suspension, 9-District/Multiple District Dues.

** - Abbreviation: P-President, S-Secretary, T-Treasurer, M-Member Chairperson, VP-First Vice President, MC-Communications Chairperson, SC-Service Chairperson

*** - Abbreviation: N/R - Never reported using the Lions Clubs website, N/A - Not applicable, No password registered for the Lions Clubs website.

**** - Abbreviation: N - New, IP - Immediate Past, R - Repeat.



Club Health Assessment for District 32 C through March 2025

			Status	Membership							Reports					Finance		LCIF
Club Number	Club Name	Charter Date		Current Member Count	YTD Members Added	YTD Members Dropped	YTD Net Growth	YTD Net Growth%	Member Count 12 Months Ago	Avg. length of service for dropped members	Months Since Last MMR ***	Yrs. Since Last Officer Report	President Rotation	Vice President Reported ****	Months Since Last Activity Report ***	Account Balance	Donations for current Fiscal Year	
			Number of times on status quo within last two years	If below 15 members appears				If net loss is greater than 20% appears			If no report in 3 months appears in	When more than one year appears in	Number of repeat terms	Notes the officers that do not have an active	If no report at 12 months appears in red			
Clubs less than two years old																		
157755	Indian Land	04/08/2024	Active	20	4	6	-2	-9.09%	0	1	0			VP	0		\$580.00	
156877	Murrells Inlet Burgess Community	12/20/2023	Active	25	9	12	-3	-10.71%	28	2	0		2	M,VP	0		\$400.00	
Clubs more than two years old																		
11811	AIKEN	06/24/1935	Active	28	1	4	-3	-9.68%	26	2	3			N	0		\$2,050.00	
Exc Award (06/30/2017, 06/30/2018, 06/30/2020)																		
56808	AIKEN MID-DAY	04/03/1995	Active	17	0	0	0	0.00%	18		6			M,VP,SC	9	90+ Days	\$500.00	
Exc Award (06/30/2021, 06/30/2022)																		
11813	ANDREWS	03/15/1945	Cancelled(6*)	0	0	10	-10	-100.00%	10	22	3	1	None	P,S,T,M,VP SC	24+			
11873	AYNOR	01/23/1946	Active	30	1	2	-1	-3.23%	33	13	2			VP,SC	4		\$100.00	
Exc Award (06/30/2023)																		
11815	BARNWELL	04/18/1946	Active	8	0	0	0	0.00%	8		43	1	None	P,S,T,M,VP SC	24+	90+ Days		
11817	BEAUFORT	03/22/1946	Active	28	4	3	1	3.70%	27	2	0			N SC	0		\$1,884.00	
Exc Award (06/30/2020, 06/30/2022, 06/30/2023)																		
11875	BETHUNE	10/06/1952	Active	18	1	3	-2	-10.00%	20	13	5			R M,SC	24+	90+ Days	\$100.00	
Exc Award (06/30/2016)																		
153227	Bluffton SC	12/22/2022	Active	20	0	4	-4	-16.67%	28	2	1			N M,SC	4		\$230.00	
Exc Award (06/30/2023)																		
11823	BRUNSON	11/20/1951	Active	13	0	1	-1	-7.14%	14	19	6		2	R SC	24+	90+ Days	\$550.00	
11877	CAMDEN	09/04/1945	Active	21	1	1	0	0.00%	21	3	2		3	R SC	6			
Exc Award (06/30/2021, 06/30/2022)																		
11880	CHERAW	09/20/1945	Active	7	0	2	-2	-22.22%	9	11	2		7	M,VP,SC	24+			
59710	CHESTERFIELD	06/24/1997	Active	19	2	1	1	5.56%	17	12	2			R M,VP,SC	10			
11886	CONWAY	03/27/1939	Active	19	4	6	-2	-9.52%	21	16	0			M,VP,SC	0		\$505.00	
Exc Award (06/30/2024)																		
11887	DARLINGTON	03/20/1945	Active	17	5	2	3	21.43%	14	16	1		2	P,VP	2		\$50.00	
Exc Award (06/30/2021)																		



Club Health Assessment for District 32 C through March 2025

			Status	Membership							Reports					Finance	LCIF
Club Number	Club Name	Charter Date		Current Member Count	YTD Members Added	YTD Members Dropped	YTD Net Growth	YTD Net Growth%	Member Count 12 Months Ago	Avg. length of service for dropped members	Months Since Last MMR ***	Yrs. Since Last Officer Report	President Rotation	Vice President Reported ****	Months Since Last Activity Report ***	Account Balance	Donations for current Fiscal Year
			Number of times on status quo within last two years	If below 15 members appears				If net loss is greater than 20% appears			If no report in 3 months appears in	When more than one year appears in	Number of repeat terms	Notes the officers that do not have an active	If no report at 12 months appears in red		
11826	DENMARK	11/21/1935	Active	9	0	0	0	0.00%	9		6		11	M,VP,SC	N/R	90+ Days	
11889	DILLON	07/24/1936	Active	52	1	0	1	1.96%	50		7			N	M,SC	1	
	Exc Award (06/30/2021)																
11829	EDISTO ISLAND	06/12/1951	Active	96	17	10	7	7.87%	87	8	0			N	M,SC	6	
11830	EHRHARDT	10/23/1951	Active	4	0	0	0	0.00%	4		5		12		M,VP,SC	24+	
11831	ELLOREE	02/08/1938	Active	7	0	0	0	0.00%	7		22	1	None		P,S,T,M,VP SC	24+	90+ Days
11832	ESTILL	05/14/1946	Active	9	0	0	0	0.00%	9		13	1	None		P,S,T,M,VP SC	24+	90+ Days
11833	FAIRFAX	07/20/1937	Active	7	0	0	0	0.00%	7		12		6	R	SC	13	
11892	FLORENCE	12/10/1923	Active	40	3	3	0	0.00%	43	24	0		2	R	M,SC	0	
11893	FLORENCE EVENING	03/01/1967	Active	14	1	0	1	7.69%	13		0			N	M,SC	0	\$200.00
	Exc Award (06/30/2018, 06/30/2021, 06/30/2020)																
11834	GEORGETOWN	01/07/1946	Active	38	1	3	-2	-5.00%	41	20	2			R	SC	0	
	Exc Award (06/30/2019, 06/30/2020, 06/30/2020)																
11835	GOOSE CREEK	11/14/1968	Active	24	3	1	2	9.09%	22	0	3		2	R		0	\$1,000.00
	Exc Award (06/30/2018, 06/30/2020)																
108676	GREATER LAKE CITY	06/17/2010	Active	11	0	5	-5	-31.25%	16	3	2		None		P,S,T,M,VP SC	0	
11897	HARTSVILLE	02/05/1945	Active	35	3	12	-9	-20.45%	43	13	5			R	SC	0	\$500.00
	Exc Award (06/30/2016, 06/30/2018, 06/30/2020)																
48923	HILTON HEAD ISLAND NOON	10/03/1988	Active	20	1	1	0	0.00%	24	9	5			N	M,SC	0	\$650.00
	Exc Award (06/30/2018, 06/30/2021, 06/30/2020)																
11841	JACKSON	11/07/1951	Active	10	0	0	0	0.00%	10		11		20		VP,SC	24+	90+ Days
11899	JOHNSONVILLE	08/16/1951	Active	17	0	0	0	0.00%	17		6		4	R	M,SC	24+	90+ Days
11900	KERSHAW	09/23/1940	Active	13	0	0	0	0.00%	14		6		8	R	M,SC	19	
11844	KINGSTREE	02/20/1946	Active	49	7	5	2	4.26%	45	11	0			N	M,SC	0	\$50.00
	Exc Award (06/30/2017, 06/30/2021, 06/30/2020)																
11903	LANCASTER	03/30/1933	Active	10	0	2	-2	-16.67%	14	20	10			N	M,SC	0	\$500.00
	Exc Award (06/30/2023)																



Club Health Assessment for District 32 C through March 2025

Club Number	Club Name	Charter Date	Status	Membership							Reports					Finance	LCIF
				Current Member Count	YTD Members Added	YTD Members Dropped	YTD Net Growth	YTD Net Growth%	Member Count 12 Months Ago	Avg. length of service for dropped members	Months Since Last MMR ***	Yrs. Since Last Officer Report	President Rotation	Vice President Reported ****	Months Since Last Activity Report ***	Account Balance	Donations for current Fiscal Year
			Number of times on status quo within last two years	If below 15 members appears				If net loss is greater than 20% appears			If no report in 3 months appears in	When more than one year appears in	Number of repeat terms	Notes the officers that do not have appears in an active	If no report at 12 months red		
122553	Lee County	06/19/2014	Active	35	0	2	-2	-5.41%	37	7	4		2	R	M,SC	4	
	Exc Award (06/30/2016, 06/30/2017)																
46637	LITTLE RIVER	11/26/1986	Active	30	6	2	4	15.38%	28	14	1			IP		1	\$2,020.00
	Exc Award (06/30/2016, 06/30/2020, 06/30/2021)																
11847	MANNING	08/29/1940	Active	29	4	1	3	11.54%	29	3	0		2	N	M	0	\$1,000.00
	Exc Award (06/30/2017, 06/30/2020, 06/30/2021)																
11907	MARION	04/22/1932	Active	4	0	0	0	0.00%	4		4		13		T,M,VP,SC	24+	
28105	MC BEE	03/06/1974	Active	19	1	0	1	5.56%	18		2			N	M,SC	18	
11845	MIDLAND VALLEY	07/10/1941	Active	30	0	0	0	0.00%	30		6			IP	M	14	
	Exc Award (06/30/2018, 06/30/2021, 06/30/2022)																
11848	MONCKS CORNER	01/18/1945	Active	79	2	1	1	1.28%	79	54	2			N		0	\$1,500.00
	Exc Award (06/30/2018, 06/30/2023, 06/30/2024)																
11908	MULLINS	12/21/1945	Active	18	1	2	-1	-5.26%	17	26	2		5		M,VP,SC	12	
	Exc Award (06/30/2017, 06/30/2024)																
11909	MYRTLE BEACH	07/19/1952	Active	44	13	7	6	15.79%	37	14	0		2	N		0	\$2,035.51
	Exc Award (06/30/2017, 06/30/2021, 06/30/2022)																
11850	NORTH AUGUSTA	12/11/1935	Active	17	0	0	0	0.00%	18		6				M,VP,SC	3	\$800.00
	Exc Award (06/30/2024)																
11911	NORTH MYRTLE BEACH	03/31/1949	Active	29	7	1	6	26.09%	23	7	0			R	SC	0	\$250.00
	Exc Award (06/30/2022, 06/30/2023, 06/30/2024)																
11912	OLANTA	04/21/1958	Active	10	0	0	0	0.00%	10		11		4	R	VP,SC	3	
11852	ORANGEBURG	06/07/1922	Active	44	3	2	1	2.33%	38	18	0			N	SC	0	\$2,000.00
	Exc Award (06/30/2024)																
11913	PAGELAND	02/25/1952	Active	18	0	0	0	0.00%	18		0		11	R	M,VP	2	\$100.00
	Exc Award (06/30/2020, 06/30/2021)																
43475	PAWLEYS ISLAND	02/23/1984	Active	33	2	3	-1	-2.94%	34	14	7		3	N	M	12	
	WACCAMAW NECK																
	Exc Award (06/30/2018, 06/30/2021, 06/30/2022)																
11918	SOCIETY HILL	06/19/1951	Active	12	1	2	-1	-7.69%	13	7	0		3		M,VP,SC	0	\$50.00



Club Health Assessment for District 32 C through March 2025

			Status	Membership							Reports					Finance		LCIF
Club Number	Club Name	Charter Date		Current Member Count	YTD Members Added	YTD Members Dropped	YTD Net Growth	YTD Net Growth%	Member Count 12 Months Ago	Avg. length of service for dropped members	Months Since Last MMR ***	Yrs. Since Last Officer Report	President Rotation	Vice President Reported ****	Months Since Last Activity Report ***	Account Balance	Donations for current Fiscal Year	
			Number of times on status quo within last two years	If below 15 members appears				If net loss is greater than 20% appears			If no report in 3 months appears in	When more than one year appears in	Number of repeat terms	Notes the officers that do not have an active	If no report at 12 months appears in red			
Exc Award (06/30/2019)																		
11856	ST GEORGE	03/29/1946	Active(1)	9	0	5	-5	-35.71%	14	3	3		8	M,VP,SC	4			
Exc Award (06/30/2022)																		
11862	SUMMERTON	01/31/1945	Active	12	1	1	0	0.00%	12	28	6			R M,SC	6			
11864	SUMMERVILLE NOON	04/02/1968	Active	38	8	2	6	18.75%	24	5	0		2	R	0		\$7,943.18	
Exc Award (06/30/2018, 06/30/2020, 06/30/2021)																		
11865	SUMTER	04/06/1939	Active	12	1	0	1	9.09%	12		7			N M,SC	1		\$1,000.00	
58992	SUN CITY OKATIE	01/15/1997	Active	67	8	2	6	9.84%	71	12	1		2	R	0			
43618	SURFSIDE BEACH SOUTH STRAND	03/19/1984	Active	24	5	3	2	9.09%	21	10	0			N M	7		\$1,000.00	
Exc Award (06/30/2017, 06/30/2021)																		
11871	WALTERBORO	11/16/1935	Active	11	0	1	-1	-8.33%	13	8	9			IP M,SC	11			

Clubs Cancelled Previous Fiscal Year – Clubs Cancelled within last 12 months may be reinstated

Club Number	Club Name	Charter Date	Current Status*	Cancellation Date
11814	BAMBERG	09/06/1935	Cancelled(6*)	10/29/2023
11824	CHARLESTON	12/14/1923	Cancelled(6*)	12/29/2023
11851	NORTH CHARLESTON	01/15/1946	Cancelled(8*)	12/29/2023
105900	SUMMERVILLE EVENING	06/19/2009	Cancelled(6*)	06/29/2024

Current Total Clubs Count	YTD New Clubs Count	YTD Cancelled Clubs Count	YTD Net Club Gain	Current Total Members Count	YTD Add	YTD Drop	YTD Net Growth	YTD Net Growth %	Member Count 12 Months Ago	Average Member Count Per Club	% of Clubs with less than 20 members	% No MMR in 3 Months	% No Officer Report in 12 Months	% of Clubs with balance 90+ days	Number of Clubs in Status Quo	% Status Quo Clubs in Financial Suspension	Number of Cancelled Clubs	Average Cancelled Club Age	Members Lost Due to Cancellation	% of Clubs Cancelled for Non-Financial Reasons
57	0	1	-1	1,379	132	136	-4	-0.29%	1,369	24	53%	49%	5%	16%	0	0%	1	361	10	0%

* - P - Priority Club. Cancellation Reasons: 1-Objectives/conduct, 2-Non-active club, 5-Non-existing club, 6-Disbanding, 7-Merger, 8-Financial Suspension, 9-District/Multiple District Dues.

** - Abbreviation: P-President, S-Secretary, T-Treasurer, M-Member Chairperson, VP-First Vice President, MC-Communications Chairperson, SC-Service Chairperson

*** - Abbreviation: N/R - Never reported using the Lions Clubs website, N/A - Not applicable, No password registered for the Lions Clubs website.

**** - Abbreviation: N - New, IP - Immediate Past, R - Repeat.



Club Health Assessment for District 32 S through March 2025

			Status	Membership							Reports					Finance		LCIF
Club Number	Club Name	Charter Date		Current Member Count	YTD Members Added	YTD Members Dropped	YTD Net Growth	YTD Net Growth%	Member Count 12 Months Ago	Avg. length of service for dropped members	Months Since Last MMR ***	Yrs. Since Last Officer Report	President Rotation	Vice President Reported ****	Months Since Last Activity Report ***	Account Balance	Donations for current Fiscal Year	
			Number of times on status quo within last two years	If below 15 members appears					If net loss is greater than 20% appears			If no report in 3 months appears in	When more than one year appears in	Number of repeat terms	Notes the officers that do not have an active	If no report at 12 months appears in red		
Clubs more than two years old																		
11753	ABBEVILLE	09/19/1935	Active	24	1	0	1	4.35%	23		4			N	M	0	\$525.00	
Exc Award (06/30/2016, 06/30/2018)																		
11754	ANDERSON	06/23/1922	Active	23	3	0	3	15.00%	20		4			N	M,SC	13		
Exc Award (06/30/2022)																		
11816	BATESBURG LEESVILLE	05/10/1927	Active	4	0	0	0	0.00%	4		9		8		M,VP,SC	24+		
11757	BELTON	07/11/1935	Active	30	2	2	0	0.00%	28	3	0			N		0	\$250.00	
Exc Award (06/30/2022, 06/30/2023, 06/30/2024)																		
11758	BEREA	12/15/1952	Active(1)	32	8	4	4	14.29%	22	12	0			R		2	\$350.00	
Exc Award (06/30/2023, 06/30/2024)																		
128137	Blue Ridge	06/30/2016	Active	29	0	1	-1	-3.33%	28	4	2				M,VP	4	\$1,050.00	
Exc Award (06/30/2018, 06/30/2019, 06/30/2020)																		
150816	Blue Ridge History	05/17/2022	Cancelled(8*)	0	0	24	-24	-100.00%	24	3	3	1	None		P,S,T,M,VP SC SC	13	90+ Days	
11759	BOILING SPRINGS L C	09/22/1972	Active	26	5	4	1	4.00%	24	8	0			N		0	\$2,000.00	
Exc Award (06/30/2020, 06/30/2021, 06/30/2022)																		
11879	CAYCE WEST COLUMBIA	07/22/1952	Active	21	0	1	-1	-4.55%	25	54	2		2		VP,SC	9		
136948	Cherokee County United	12/19/2018	Active	23	6	3	3	15.00%	20	1	2		4		VP	4		
Exc Award (06/30/2019, 06/30/2022, 06/30/2023)																		
11881	CHESTER	05/09/1934	Active	8	0	1	-1	-11.11%	9	49	0		None	R	P,T,M,SC	3	90+ Days	
11763	CLEMSON	11/02/1950	Active(1)	16	0	0	0	0.00%	16		20		5		M,VP,SC	24+	90+ Days	
11883	COLUMBIA	04/11/1922	Active(2)	10	10	14	-4	-28.57%	13	16	0		5		T,M,VP,SC	3		
Exc Award (06/30/2021)																		
128869	Columbia Northwest	09/09/2016	Active	20	1	0	1	5.26%	19		1		5	N	M	0	\$200.00	
Exc Award (06/30/2017, 06/30/2023)																		
35170	DACUSVILLE	03/31/1978	Active	10	0	0	0	0.00%	10		14				P,S,M,VP,SC	7		
Exc Award (06/30/2023)																		
59636	DUE WEST	06/09/1997	Active	60	1	3	-2	-3.23%	62	10	0			N	SC	3	\$400.00	
Exc Award (06/30/2018, 06/30/2019, 06/30/2020)																		




Club Health Assessment for District 32 S through March 2025

Club Number	Club Name	Charter Date	Status	Membership							Reports					Finance	LCIF
				Current Member Count	YTD Members Added	YTD Members Dropped	YTD Net Growth	YTD Net Growth%	Member Count 12 Months Ago	Avg. length of service for dropped members	Months Since Last MMR ***	Yrs. Since Last Officer Report	President Rotation	Vice President Reported ****	Months Since Last Activity Report ***	Account Balance	Donations for current Fiscal Year
			Number of times on status quo within last two years	If below 15 members appears				If net loss is greater than 20% appears			If no report in 3 months appears	When more than one year appears in	Number of repeat terms	Notes the officers that do not have an active	If no report at 12 months appears in red		
11766	EASLEY	03/15/1939	Active	28	0	2	-2	-6.67%	32	3	5			T,M,VP,SC	0		\$1,500.00
	Exc Award (06/30/2018, 06/30/2022, 06/30/2024)																
11895	GAFFNEY	04/02/1929	Active	7	2	0	2	40.00%	7		2		None	P,S,T,M,VP SC	24	90+ Days	
11896	GREAT FALLS	08/23/1945	Active	29	2	4	-2	-6.45%	31	8	0		17	R	P,S,M,VP,SC	3	90+ Days
	Exc Award (06/30/2022)																
11861	GREATER IRMO	03/31/1967	Active	19	1	0	1	5.56%	16		0			N		1	
	Exc Award (06/30/2022, 06/30/2024)																
11770	GREENVILLE	08/15/1922	Active	8	0	0	0	0.00%	8		19	1	None	P,S,T,M,VP SC	24	90+ Days	
11771	GREENVILLE	05/01/1956	Active	5	0	0	0	0.00%	5		3		2	N	M,SC	6	
	PLEASANTBURG																
117902	GREENVILLE WEST END	09/26/2012	Active	16	2	0	2	14.29%	14		1		2		M,VP	5	
11773	GREENWOOD	02/11/1929	Active	46	3	4	-1	-2.13%	48	31	0			N		0	\$2,000.00
	Exc Award (06/30/2018, 06/30/2019)																
11774	GREER	01/29/1929	Active	51	4	9	-5	-8.93%	57	8	0			N		2	\$4,150.00
	Exc Award (06/30/2019, 06/30/2020, 06/30/2024)																
130725	Greer Centennial	04/21/2017	Active	33	2	2	0	0.00%	30	1	1			M,VP		0	
	Exc Award (06/30/2018, 06/30/2019, 06/30/2024)																
11775	HICKORY TAVERN	05/21/1952	Active	16	0	0	0	0.00%	16		9		3	N	P,M,VP,SC	2	
11777	INMAN	05/25/1951	Active	8	0	6	-6	-42.86%	14	8	4		2		M,VP,SC	24+	\$300.00
11779	JOANNA	01/12/1956	Active	42	13	16	-3	-6.67%	45	11	0				M,VP,SC	0	\$1,100.00
	Exc Award (06/30/2017, 06/30/2021, 06/30/2024)																
11781	LANDRUM	02/06/1959	Active	26	4	2	2	8.33%	24	38	2			N	SC	3	
	Exc Award (06/30/2021, 06/30/2023)																
11782	LAURENS	08/03/1945	Active	8	0	1	-1	-11.11%	9	8	1		2		P,M,VP,SC	5	
	Exc Award (06/30/2022)																
11846	LEXINGTON	04/15/1927	Active	17	7	18	-11	-39.29%	34	7	1			R		0	\$500.00
	Exc Award (06/30/2019, 06/30/2023, 06/30/2024)																
11783	LIBERTY	04/23/1954	Active	14	0	0	0	0.00%	15		9		7	R		13	\$100.00
	Exc Award (06/30/2023)																




Club Health Assessment for District 32 S through March 2025

			Status	Membership							Reports					Finance		LCIF
Club Number	Club Name	Charter Date		Current Member Count	YTD Members Added	YTD Members Dropped	YTD Net Growth	YTD Net Growth%	Member Count 12 Months Ago	Avg. length of service for dropped members	Months Since Last MMR ***	Yrs. Since Last Officer Report	President Rotation	Vice President Reported ****	Months Since Last Activity Report ***	Account Balance	Donations for current Fiscal Year	
			Number of times on status quo within last two years	If below 15 members appears					If net loss is greater than 20% appears			If no report in 3 months appears in	When more than one year appears in	Number of repeat terms	Notes the officers that do not have an active	If no report at 12 months appears in red		
11784	MAULDIN	01/16/1967	Active	12	1	3	-2	-14.29%	14	13	2			N	SC	0		
11785	MC CORMICK	10/17/1928	Active	46	5	4	1	2.22%	53	21	0			N	M,VP,SC	3		
Exc Award (06/30/2022)																		
11910	NEWBERRY	10/30/1928	Active	8	0	0	0	0.00%	8		11		7		M,VP,SC	1		
11786	NINETY SIX	01/10/1945	Active	22	2	2	0	0.00%	22	32	0			N	P,SC	1		\$250.00
Exc Award (06/30/2023)																		
11787	PACOLET	01/09/1967	Active	8	4	6	-2	-20.00%	10	12	0		3	R	P,T,M,SC	6		
Exc Award (06/30/2022)																		
11790	PICKENS	07/16/1936	Active	4	0	0	0	0.00%	4		16	1	None		P,S,T,M,VP SC	17	90+ Days	
11791	PIEDMONT	05/15/1952	Active	43	0	1	-1	-2.27%	43	34	2			N		2		\$900.00
Exc Award (06/30/2022, 06/30/2023, 06/30/2024)																		
30466	RIVER HILLS LAKE WYLIE	03/28/1975	Active	150	18	10	8	5.63%	140	11	0			N	SC	2		\$1,000.00
Exc Award (06/30/2016, 06/30/2023, 06/30/2024)																		
11915	ROCK HILL	04/29/1929	Active	9	1	2	-1	-10.00%	10	15	2				S,T,M,VP,SC	3	90+ Days	
11794	SALEM	10/17/1966	Active	44	6	5	1	2.33%	45	1	1		2	N		2		\$6,120.00
Exc Award (06/30/2021, 06/30/2022, 06/30/2023)																		
11795	SALUDA	06/22/1937	Cancelled(8*)	0	0	13	-13	-100.00%	13	20	3		None		P,S,T,M,VP SC	10	90+ Days	
Exc Award (06/30/2023)																		
11796	SENECA	01/25/1945	Active	17	0	1	-1	-5.56%	18	18	3			N	M,SC	2		\$2,100.00
Exc Award (06/30/2023)																		
11798	SLATER MARIETTA	02/19/1951	Active(1)	28	0	0	0	0.00%	28		16			N	P,SC	10		
142574	South Carolina Cyber	08/21/2020	Active(2)	17	2	1	1	6.25%	17	4	0		5	N		3		
Exc Award (06/30/2021)																		
11799	SPARTANBURG	05/23/1922	Active	59	3	9	-6	-9.23%	72	17	0			N	SC	13		\$300.00
Exc Award (06/30/2019, 06/30/2021)																		
111089	SPARTANBURG SOUTHSIDE	05/17/2011	Active	108	36	8	28	35.00%	100	2	1			N		1		\$116.80
Exc Award (06/30/2019, 06/30/2021, 06/30/2022)																		
11801	TAYLORS	10/19/1950	Active	38	2	1	1	2.70%	30	45	4				M,VP	0		\$110.00



Club Health Assessment for District 32 S through March 2025

			Status	Membership							Reports					Finance	LCIF
Club Number	Club Name	Charter Date		Current Member Count	YTD Members Added	YTD Members Dropped	YTD Net Growth	YTD Net Growth%	Member Count 12 Months Ago	Avg. length of service for dropped members	Months Since Last MMR ***	Yrs. Since Last Officer Report	President Rotation	Vice President Reported ****	Months Since Last Activity Report ***	Account Balance	Donations for current Fiscal Year
			Number of times on status quo within last two years	If below 15 members appears				If net loss is greater than 20% appears			If no report in 3 months appears	When more than one year appears in	Number of repeat terms	Notes the officers that do not have an active	If no report at 12 months appears in red		
Exc Award (06/30/2022, 06/30/2024)																	
29111	TEGA CAY	04/15/1974	Active	56	10	0	10	21.74%	43		0			N M	0		\$1,180.00
Exc Award (06/30/2017, 06/30/2020, 06/30/2024)																	
11802	THE MATHEWS	01/28/1952	Active	31	10	7	3	10.71%	25	4	0		3	N	1		\$2,850.00
Exc Award (06/30/2018, 06/30/2019, 06/30/2024)																	
59788	TRAVELERS REST	06/26/1997	Active	11	0	0	0	0.00%	11		9		4		M,VP,SC	7	
11920	UNION	08/26/1936	Active	24	0	0	0	0.00%	24		9		7	N		0	
Exc Award (06/30/2020, 06/30/2022, 06/30/2024)																	
11805	WALHALLA	07/17/1945	Active	5	0	0	0	0.00%	5		13	1	None		P,S,T,M,VP SC	24	90+ Days
11806	WARE SHOALS	01/15/1945	Active(1)	16	3	1	2	14.29%	13	43	0			S,M,VP,SC	0		
11922	WINNSBORO	05/22/1935	Active	39	3	4	-1	-2.50%	40	13	1		6	R	SC	0	\$1,150.00
Exc Award (06/30/2020, 06/30/2021, 06/30/2024)																	
130008	Woodruff Centennial	02/14/2017	Active	7	2	3	-1	-12.50%	8	7	1			N	S,M,VP,SC	4	
Exc Award (06/30/2021)																	

Clubs Cancelled Previous Fiscal Year – Clubs Cancelled within last 12 months may be reinstated

Club Number	Club Name	Charter Date	Current Status*	Cancellation Date
136800	Columbia Veterans	12/05/2018	Cancelled(8*)	12/29/2023
11808	WESTMINSTER	11/16/1950	Cancelled(8*)	12/29/2023

Current Total Clubs Count	YTD New Clubs Count	YTD Cancelled Clubs Count	YTD Net Club Gain	Current Total Members Count	YTD Add	YTD Drop	YTD Net Growth	YTD Net Growth %	Member Count 12 Months Ago	Average Member Count Per Club	% of Clubs with less than 20 members	% No MMR in 3 Months	% No Officer Report in 12 Months	% of Clubs with balance 90+ days	Number of Clubs in Status Quo	% Status Quo Clubs in Financial Suspension	Number of Cancelled Clubs	Average Cancelled Club Age	Members Lost Due to Cancellation	% of Clubs Cancelled for Non-Financial Reasons
56	0	2	-2	1,511	185	202	-17	-1.11%	1,548	27	46%	34%	5%	14%	0	0%	2	84	37	-100%

* - P - Priority Club. Cancellation Reasons: 1-Objectives/conduct, 2-Non-active club, 5-Non-existing club, 6-Disbanding, 7-Merger, 8-Financial Suspension, 9-District/Multiple District Dues.

** - Abbreviation: P-President, S-Secretary, T-Treasurer, M-Member Chairperson, VP-First Vice President, MC-Communications Chairperson, SC-Service Chairperson

*** - Abbreviation: N/R - Never reported using the Lions Clubs website, N/A - Not applicable, No password registered for the Lions Clubs website.

**** - Abbreviation: N - New, IP - Immediate Past, R - Repeat.



Club Health Assessment for District 33 Y through March 2025

Club Number	Club Name	Charter Date	Status	Membership							Reports					Finance	LCIF
				Current Member Count	YTD Members Added	YTD Members Dropped	YTD Net Growth	YTD Net Growth%	Member Count 12 Months Ago	Avg. length of service for dropped members	Months Since Last MMR ***	Yrs. Since Last Officer Report	President Rotation	Vice President Reported ****	Months Since Last Activity Report ***	Account Balance	Donations for current Fiscal Year
			Number of times on status quo within last two years	If below 15 members appears				If net loss is greater than 20% appears			If no report in 3 months appears in	When more than one year appears in	Number of repeat terms	Notes the officers that do not have an active	If no report at 12 months red		
Clubs more than two years old																	
11924	ADAMS	07/31/1939	Active	63	5	7	-2	-3.08%	61	24	1		2	N	SC	0	\$1,050.00
11925	AGAWAM	03/17/1944	Active	68	1	10	-9	-11.69%	67	7	2		2	N		1	\$1,000.00
117176	AMHERST	06/15/2012	Active	2	0	0	0	0.00%	2		19		6		M,VP,SC	24+	
11928	BELCHERTOWN	09/06/1945	Active	43	4	5	-1	-2.27%	42	9	0			N	P,T,SC	24+	\$4,000.00
11929	CHARLEMONT	11/20/1946	Active	13	0	0	0	0.00%	13		10		2	N	SC	6	\$100.00
11930	CHESHIRE	11/08/1955	Active	25	2	5	-3	-10.71%	29	9	0				M,VP,SC	11	\$500.00
11933	CUMMINGTON	01/07/1968	Active	7	0	0	0	0.00%	7		25		10	N	VP,SC	24+	90+ Days
11934	DALTON	12/22/1960	Active	19	0	0	0	0.00%	18		10		5	R	P,VP,SC	24+	\$100.00
11969	DEERFIELD	04/12/1946	Active	16	0	3	-3	-15.79%	21	23	2		16	N	VP,SC	24+	\$100.00
11936	EAST LONGMEADOW	02/22/1943	Active	43	7	1	6	16.22%	41	7	0		4		VP,SC	3	
11938	GRANBY	08/11/1953	Active	24	3	0	3	14.29%	23		0		2		M,VP,SC	24+	
11939	GRANVILLE-TOLLAND L C	06/02/1965	Active	23	0	0	0	0.00%	25		2			R	M,SC	24+	\$500.00
11944	HATFIELD	12/20/1944	Active	17	1	2	-1	-5.56%	17	12	1			N	M,VP,SC	5	
11945	HINSDALE	12/16/1954	Active	21	5	2	3	16.67%	18	11	0		7	R	P,M,VP,SC	5	\$300.00
11946	HOLYOKE	11/24/1922	Active	8	0	0	0	0.00%	8		18		14		P,VP,SC	24+	\$1,000.00
11948	HUNTINGTON	09/11/1951	Active	10	1	3	-2	-16.67%	10	9	0		2	R	M,SC	0	\$250.00
11951	LEE	12/08/1964	Active	30	2	2	0	0.00%	30	11	1			R	M,SC	0	\$2,250.00
11954	LUDLOW	01/18/1943	Active	38	0	1	-1	-2.56%	41	3	0		2	N	SC	24+	\$1,155.00
11956	NORTH ADAMS	07/28/1938	Active	20	5	1	4	25.00%	16	16	2		4		M,VP,SC	4	
11957	NORTHAMPTON	03/16/1936	Active	32	1	3	-2	-5.88%	34	6	0			N		0	\$575.00
41332	PELHAM	05/25/1982	Active	1	1	3	-2	-66.67%	13	34	5		5		M,VP,SC	24+	\$50.00
11959	PITTSFIELD	08/01/1922	Active	14	1	0	1	7.69%	13		8		5		VP,SC	24+	\$675.00
11962	SOUTHAMPTON	02/19/1962	Active	29	0	3	-3	-9.38%	33	9	6			N	T,SC	24+	
11964	SOUTHWICK	04/02/1947	Active	60	5	1	4	7.14%	57	15	0			R	SC	1	\$5,697.35



Club Health Assessment for District 33 Y through March 2025

Club Number	Club Name	Charter Date	Status	Membership							Reports					Finance	LCIF
				Current Member Count	YTD Members Added	YTD Members Dropped	YTD Net Growth	YTD Net Growth%	Member Count 12 Months Ago	Avg. length of service for dropped members	Months Since Last MMR ***	Yrs. Since Last Officer Report	President Rotation	Vice President Reported ****	Months Since Last Activity Report ***	Account Balance	Donations for current Fiscal Year
			Number of times on status quo within last two years	If below 15 members appears				If net loss is greater than 20% appears			If no report in 3 months appears in	When more than one year appears in	Number of repeat terms	Notes the officers that do not have an active	If no report at 12 months appears in red		
Exc Award (06/30/2024)																	
11967	SPRINGFIELD 16 ACRES	04/25/1947	Active	21	2	3	-1	-4.55%	25	17	3		3	VP,SC	0		
11968	STOCKBRIDGE	05/18/1965	Active	4	0	0	0	0.00%	4		55		14	P,S,T,M,VP SC	N/R		
11972	WEST SPRINGFIELD	10/31/1945	Active	69	5	2	3	4.55%	65	17	0		2	VP,SC	4		\$700.00
11974	WILBRAHAM	09/19/1946	Active	9	0	0	0	0.00%	10		9		8	T,VP,SC	18		
11970	WILLIAMSBURG	10/05/1971	Active	11	0	0	0	0.00%	11		12		2	N P,T,SC	24+		\$400.00

Clubs Cancelled Previous Fiscal Year – Clubs Cancelled within last 12 months may be reinstated

Club Number	Club Name	Charter Date	Current Status*	Cancellation Date
11963	SOUTH HADLEY	06/19/1946	Cancelled(6*)	10/29/2023

Current Total Clubs Count	YTD New Clubs Count	YTD Cancelled Clubs Count	YTD Net Club Gain	Current Total Members Count	YTD Add	YTD Drop	YTD Net Growth	YTD Net Growth %	Member Count 12 Months Ago	Average Member Count Per Club	% of Clubs with less than 20 members	% No MMR in 3 Months	% No Officer Report in 12 Months	% of Clubs with balance 90+ days	Number of Clubs in Status Quo	% Status Quo Clubs in Financial Suspension	Number of Cancelled Clubs	Average Cancelled Club Age	Members Lost Due to Cancellation	% of Clubs Cancelled for Non-Financial Reasons
29	0	0	0	740	51	57	-6	-0.80%	754	26	45%	41%	0%	3%	0	0%	0	0	0	0%

* - P - Priority Club. Cancellation Reasons: 1-Objectives/conduct, 2-Non-active club, 5-Non-existing club, 6-Disbanding, 7-Merger, 8-Financial Suspension, 9-District/Multiple District Dues.

** - Abbreviation: P-President, S-Secretary, T-Treasurer, M-Member Chairperson, VP-First Vice President, MC-Communications Chairperson, SC-Service Chairperson

*** - Abbreviation: N/R - Never reported using the Lions Clubs website, N/A - Not applicable, No password registered for the Lions Clubs website.

**** - Abbreviation: N - New, IP - Immediate Past, R - Repeat.



Club Health Assessment for District 33 A through March 2025

			Status	Membership							Reports					Finance		LCIF
Club Number	Club Name	Charter Date		Current Member Count	YTD Members Added	YTD Members Dropped	YTD Net Growth	YTD Net Growth%	Member Count 12 Months Ago	Avg. length of service for dropped members	Months Since Last MMR ***	Yrs. Since Last Officer Report	President Rotation	Vice President Reported ****	Months Since Last Activity Report ***	Account Balance	Donations for current Fiscal Year	
			Number of times on status quo within last two years	If below 15 members appears					If net loss is greater than 20% appears		If no report in 3 months appears in	When more than one year appears in	Number of repeat terms	Notes the officers that do not have an active		If no report at 12 months appears in red		
Clubs less than two years old																		
157827	Worcester	04/11/2024	Active	23	4	2	2	9.52%	0	1	3		2	R	M,SC	3		\$1,506.00
Clubs more than two years old																		
11976	ASHBURNHAM	02/15/1965	Active	29	0	0	0	0.00%	30		4				M,VP,SC	6		\$1,400.00
11977	ATHOL	01/31/1950	Active	44	2	5	-3	-6.38%	48	10	0			N	SC	1		\$55.00
11978	AUBURN	05/22/1952	Active(2)	5	0	0	0	0.00%	5		14	1	None		P,S,T,M,VP SC	0	90+ Days	\$100.00
11979	BARRE	06/16/1964	Active	19	0	0	0	0.00%	20		7			R	SC	1		\$390.00
Exc Award (06/30/2018, 06/30/2020)																		
131951	Bay State VIP	06/28/2017	Active(1)	2	0	0	0	0.00%	2		12	1	None		P,S,T,M,VP SC	7	90+ Days	
11980	BERLIN	03/23/1965	Active(2)	11	0	0	0	0.00%	11		14				M,VP,SC	23		
11981	BOLTON	06/09/1964	Active	4	1	0	1	33.33%	3		3				M,VP,SC	24+	90+ Days	\$300.00
11983	BOYLSTON	03/10/1964	Active	48	0	0	0	0.00%	46		2		2	N	SC	4		
11984	BROOKFIELDS	05/25/1943	Active	35	2	1	1	2.94%	34	43	0		7	R	T,M,SC	5		\$2,705.00
Exc Award (06/30/2020)																		
31336	CHARLTON	11/10/1975	Active	27	4	4	0	0.00%	27	5	4			N	SC	16		\$550.00
11985	CLINTON	02/09/1942	Active	1	0	0	0	0.00%	1		12	1	None		P,S,T,M,VP SC	24+		
11987	FITCHBURG COMMUNITY	10/06/1949	Active	17	0	4	-4	-19.05%	22	8	7		5	N	SC	3		\$700.00
11988	GARDNER	08/25/1949	Active	49	4	5	-1	-2.00%	52	20	0		2		M,VP,SC	1		\$500.00
11989	GRAFTON	01/01/1955	Active	32	5	7	-2	-5.88%	36	18	6		3	R	M,SC	0		\$1,750.00
Exc Award (06/30/2021)																		
11990	HARVARD	03/16/1957	Active	70	6	2	4	6.06%	66	19	0			N	M,SC	3		\$4,000.00
Exc Award (06/30/2020)																		
68651	HOPEDALE	04/18/2003	Active(1)	3	0	0	0	0.00%	2		9	1	None		P,S,T,M,VP SC	24+	90+ Days	\$150.00
31433	HUBBARDSTON	12/15/1975	Active	47	4	4	0	0.00%	46	3	0		2	R	M,SC	0		\$80.00
Exc Award (06/30/2018, 06/30/2020, 06/30/2021)																		
11993	LEICESTER	11/28/1945	Active	12	0	0	0	0.00%	12		14	1	None		P,S,T,M,VP SC	24+	90+ Days	



Club Health Assessment for District 33 A through March 2025

			Status	Membership							Reports					Finance		LCIF
Club Number	Club Name	Charter Date		Current Member Count	YTD Members Added	YTD Members Dropped	YTD Net Growth	YTD Net Growth%	Member Count 12 Months Ago	Avg. length of service for dropped members	Months Since Last MMR ***	Yrs. Since Last Officer Report	President Rotation	Vice President Reported ****	Months Since Last Activity Report ***	Account Balance	Donations for current Fiscal Year	
			Number of times on status quo within last two years	If below 15 members appears				If net loss is greater than 20% appears			If no report in 3 months appears in	When more than one year appears in	Number of repeat terms	Notes the officers that do not have an active	If no report at 12 months red			
78715	LEOMINSTER	04/06/2004	Active	13	0	1	-1	-7.14%	17	33	0			M,VP,SC	22		\$885.00	
98119	LUNENBURG TURKEY HILL FAMILY	01/01/2007	Active	72	0	0	0	0.00%	91		8		2	VP,SC	4			
28181	MENDON	03/22/1974	Active	39	1	0	1	2.63%	40		3		2	VP,SC	0		\$2,075.00	
Exc Award (06/30/2018, 06/30/2022)																		
11996	MILFORD	09/23/1952	Active	54	0	3	-3	-5.26%	53	12	0			N M,SC	3		\$4,670.00	
30101	MILLBURY	01/06/1975	Active	51	1	12	-11	-17.74%	62	13	0		2	M,VP,SC	4		\$1,010.00	
11997	MONSON	06/06/1955	Active	17	7	1	6	54.55%	16	9	0			N M,SC	1		\$550.00	
Exc Award (06/30/2021)																		
11998	NORTHBORO	12/06/1950	Active	19	0	0	0	0.00%	19		9			T,M,VP,SC	4	90+ Days		
30580	ORANGE	04/24/1975	Active	6	2	1	1	20.00%	5	1	0			R S,M,SC	4			
11999	OXFORD	09/28/1945	Active	19	1	1	0	0.00%	17	6	0		None	P,M,VP,SC	2		\$510.00	
12000	PALMER	05/26/1949	Active	16	2	2	0	0.00%	22	2	1			T,M,VP,SC	9			
42401	PAXTON	03/29/1983	Active	19	0	0	0	0.00%	19		0		None	P,S,M,VP,SC	5			
Exc Award (06/30/2021, 06/30/2023)																		
31434	PETERSHAM	12/08/1975	Active	32	2	2	0	0.00%	34	36	1			N VP,SC	1			
33021	PHILLIPSTON	11/29/1976	Active	4	0	0	0	0.00%	4		12	1	None	P,S,T,M,VP SC	1	90+ Days	\$150.00	
12001	RUTLAND	10/05/1971	Active	48	1	4	-3	-5.88%	52	24	0			N SC	0		\$1,000.00	
12002	SHREWSBURY	06/01/1943	Active	24	0	0	0	0.00%	24		13		6	N M,SC	13			
12004	SOUTHBRIDGE	04/30/1937	Active	66	2	1	1	1.54%	65	0	2			N SC	0		\$600.00	
12007	STURBRIDGE	01/04/1966	Active	22	0	4	-4	-15.38%	27	34	1			M,VP,SC	0		\$3,000.00	
44012	SUTTON	06/18/1984	Active	44	1	0	1	2.33%	42		6			N SC	1		\$2,000.00	
Exc Award (06/30/2024)																		
31547	TEMPLETON	01/26/1976	Active	23	0	1	-1	-4.17%	25	10	4			IP M,SC	2		\$1,005.00	
125093	Uxbridge	06/10/2015	Active	14	0	0	0	0.00%	14		10		2	N M,SC	0		\$500.00	
12010	WARE	09/18/1945	Active	15	0	4	-4	-21.05%	18	3	2		None	R P,M,SC	4		\$100.00	
12012	WEBSTER	09/26/1929	Active	18	3	0	3	20.00%	15		3		3	R SC	24+			



Club Health Assessment for District 33 A through March 2025

			Status	Membership							Reports					Finance	LCIF
Club Number	Club Name	Charter Date		Current Member Count	YTD Members Added	YTD Members Dropped	YTD Net Growth	YTD Net Growth%	Member Count 12 Months Ago	Avg. length of service for dropped members	Months Since Last MMR ***	Yrs. Since Last Officer Report	President Rotation	Vice President Reported ****	Months Since Last Activity Report ***	Account Balance	Donations for current Fiscal Year
			Number of times on status quo within last two years	If below 15 members appears				If net loss is greater than 20% appears			If no report in 3 months appears in	When more than one year appears in	Number of repeat terms	Notes the officers that do not have an active	If no report at 12 months appears in red		
103407	WEST BROOKFIELD	08/26/2008	Active	16	0	0	0	0.00%	16		1	1	None	P,S,T,M,VP SC	24+		
55632	WESTBOROUGH	04/29/1994	Active	9	1	3	-2	-18.18%	12	4	5		IP	M,SC	24+		\$310.00
12015	WESTMINSTER	06/22/1959	Active	30	0	0	0	0.00%	30		8			S,M,VP,SC	10		\$1,100.00
12016	WINCHENDON	09/18/1963	Active	23	0	1	-1	-4.17%	24	3	5		2	M,VP,SC	0		\$1,510.00

Clubs Cancelled Previous Fiscal Year – Clubs Cancelled within last 12 months may be reinstated

Club Number	Club Name	Charter Date	Current Status*	Cancellation Date
11991	HOLDEN	05/21/1968	Cancelled(6*)	10/29/2023

Current Total Clubs Count	YTD New Clubs Count	YTD Cancelled Clubs Count	YTD Net Club Gain	Current Total Members Count	YTD Add	YTD Drop	YTD Net Growth	YTD Net Growth %	Member Count 12 Months Ago	Average Member Count Per Club	% of Clubs with less than 20 members	% No MMR in 3 Months	% No Officer Report in 12 Months	% of Clubs with balance 90+ days	Number of Clubs in Status Quo	% Status Quo Clubs in Financial Suspension	Number of Cancelled Clubs	Average Cancelled Club Age	Members Lost Due to Cancellation	% of Clubs Cancelled for Non-Financial Reasons
45	0	0	0	1,191	56	75	-19	-1.57%	1,226	26	49%	56%	16%	16%	0	0%	0	0	0	0%

* - P - Priority Club. Cancellation Reasons: 1-Objectives/conduct, 2-Non-active club, 5-Non-existing club, 6-Disbanding, 7-Merger, 8-Financial Suspension, 9-District/Multiple District Dues.

** - Abbreviation: P-President, S-Secretary, T-Treasurer, M-Member Chairperson, VP-First Vice President, MC-Communications Chairperson, SC-Service Chairperson

*** - Abbreviation: N/R - Never reported using the Lions Clubs website, N/A - Not applicable, No password registered for the Lions Clubs website.

**** - Abbreviation: N - New, IP - Immediate Past, R - Repeat.



Club Health Assessment for District 33 N through March 2025

			Status	Membership							Reports					Finance		LCIF
Club Number	Club Name	Charter Date		Current Member Count	YTD Members Added	YTD Members Dropped	YTD Net Growth	YTD Net Growth%	Member Count 12 Months Ago	Avg. length of service for dropped members	Months Since Last MMR ***	Yrs. Since Last Officer Report	President Rotation	Vice President Reported ****	Months Since Last Activity Report ***	Account Balance	Donations for current Fiscal Year	
			Number of times on status quo within last two years	If below 15 members appears				If net loss is greater than 20% appears			If no report in 3 months appears in	When more than one year appears in	Number of repeat terms	Notes the officers that do not have an active	If no report at 12 months appears in red			
Clubs more than two years old																		
12020	ACTON	08/18/1955	Active	69	2	2	0	0.00%	67	33	1			N	M,SC	0	90+ Days	\$3,450.00
Exc Award (06/30/2016)																		
12021	AMESBURY	02/26/1950	Active	44	1	4	-3	-6.38%	42	14	0				VP,SC	0		\$2,170.00
Exc Award (06/30/2017, 06/30/2022)																		
12023	AYER	10/22/1930	Active(1)	10	0	0	0	0.00%	10		16	1	None		P,S,T,M,VP SC	24+	90+ Days	
12026	BILLERICA	03/19/1957	Active	37	2	3	-1	-2.63%	40	23	0		2	N	SC	13		\$2,000.00
Exc Award (06/30/2017)																		
12028	CHELMSFORD	01/19/1948	Active	13	3	9	-6	-31.58%	20	2	5		2		VP,SC	10		\$200.00
Exc Award (06/30/2023)																		
12029	CONCORD	10/08/1941	Active	24	0	0	0	0.00%	24		13		2		VP,SC	13		
Exc Award (06/30/2021)																		
12030	DANVERS	10/31/1939	Active	10	0	1	-1	-9.09%	12	34	3		None		P,M,VP,SC	16		\$20.00
12031	DRACUT	10/20/1972	Active	8	0	2	-2	-20.00%	10	4	7		5		M,VP,SC	24+		
34830	DUNSTABLE-TYNGSBORO L C	12/20/1977	Active	21	0	3	-3	-12.50%	24	15	3		3	N	SC	12		\$25.00
Exc Award (06/30/2021, 06/30/2022)																		
12032	ESSEX	02/17/1955	Active	6	0	0	0	0.00%	9		9		9	R	SC	4		
125191	Essex County Regional	06/18/2015	Active	2	0	0	0	0.00%	2		12		2		M,VP,SC	24+		
Exc Award (06/30/2017)																		
12036	HAVERHILL	11/27/1944	Active	36	0	1	-1	-2.70%	33	2	6			N	SC	1		
Exc Award (06/30/2017, 06/30/2021, 06/30/2022)																		
12037	IPSWICH	11/25/1958	Active	9	0	4	-4	-30.77%	13	12	3		5		VP,SC	2		\$50.00
Exc Award (06/30/2017)																		
12038	LAWRENCE	12/18/1923	Active	2	0	1	-1	-33.33%	14	67	8		6		M,VP,SC	6		
34753	LAWRENCE LATIN	12/08/1977	Active(1)	22	0	0	0	0.00%	22		8	1	None		P,S,T,M,VP SC	24+		
12039	LEXINGTON	10/03/1935	Active	35	0	1	-1	-2.78%	34	57	6			N	M,SC	14		
12041	LOWELL	08/08/1923	Active	17	0	1	-1	-5.56%	18	5	3			R		0		\$239.00
Exc Award (06/30/2017, 06/30/2022)																		



Club Health Assessment for District 33 N through March 2025

			Status	Membership							Reports					Finance	LCIF
Club Number	Club Name	Charter Date		Current Member Count	YTD Members Added	YTD Members Dropped	YTD Net Growth	YTD Net Growth%	Member Count 12 Months Ago	Avg. length of service for dropped members	Months Since Last MMR ***	Yrs. Since Last Officer Report	President Rotation	Vice President Reported ****	Months Since Last Activity Report ***	Account Balance	Donations for current Fiscal Year
			Number of times on status quo within last two years	If below 15 members appears				If net loss is greater than 20% appears			If no report in 3 months appears in	When more than one year appears in	Number of repeat terms	Notes the officers that do not have an active	If no report at 12 months appears in red		
12042	LYNN	12/26/1922	Active	31	2	6	-4	-11.43%	39	37	1		2	R	M,SC	24+	\$1,500.00
53225	LYNN SHOE CITY	06/04/1992	Active	33	0	1	-1	-2.94%	34	40	3			N		3	\$500.00
Exc Award (06/30/2016, 06/30/2017, 06/30/20																	
12043	LYNN WYOMA	11/20/1953	Active	44	5	1	4	10.00%	39	0	1		3	R	SC	1	\$910.00
Exc Award (06/30/2017, 06/30/2023, 06/30/20																	
12045	MAGNOLIA	06/07/1946	Active	10	0	0	0	0.00%	10		15	1	None		P,S,T,M,VP SC	24+	90+ Days
12048	MELROSE	10/26/1925	Active	10	0	5	-5	-33.33%	15	45	7		18		M,VP,SC	24+	
12049	MERRIMAC	04/28/1948	Active	14	0	0	0	0.00%	14		9		3	R	M,SC	19	
12050	METHUEN	10/23/1953	Active	9	7	0	7	350.00%	2		3		9		VP,SC	6	\$1,998.93
12052	NAHANT	06/23/1954	Active	23	3	1	2	9.52%	21	11	5			R	M,SC	24	\$3,000.00
33668	NEWBURYPORT	04/19/1977	Active	33	3	4	-1	-2.94%	35	19	4		2	N	SC	7	\$1,000.00
Exc Award (06/30/2023)																	
12054	NORTH ANDOVER	03/19/1956	Active	20	3	0	3	17.65%	17		0		2	R	M,VP,SC	3	
12056	PEABODY	05/31/1945	Active(1)	36	3	0	3	9.09%	34		4		6	N	M,SC	24+	
152398	Peabody North Shore	08/24/2022	Active	0	0	19	-19	-100.00%	18	9	0		None		P,S,T,M,VP SC	7	
Exc Award (06/30/2023)																	
12057	PEPPERELL	12/12/1947	Active	47	1	4	-3	-6.00%	49	8	1				VP	12	
Exc Award (06/30/2017)																	
12058	READING	04/20/1938	Active	35	0	3	-3	-7.89%	38	6	1			N	SC	0	\$1,152.00
12060	SALISBURY	02/27/1949	Active(1)	40	3	1	2	5.26%	39	6	0		2	N	M,SC	5	\$748.50
Exc Award (06/30/2021)																	
12061	SAUGUS	11/30/1928	Active	48	5	3	2	4.35%	47	18	1		3	R	M,SC	24+	\$250.00
Exc Award (06/30/2023, 06/30/2024)																	
12064	TEWKSBURY	11/13/1954	Active	34	4	2	2	6.25%	27	5	3		3	N	M,SC	17	\$1,000.00
Exc Award (06/30/2017)																	
12066	TOWNSEND	04/05/1966	Active	38	4	0	4	11.76%	34		0		3	R	SC	0	\$1,100.00
Exc Award (06/30/2017, 06/30/2022)																	
12067	WAKEFIELD	06/26/1930	Active	10	0	0	0	0.00%	10		21	1	None		P,S,T,M,VP SC	24+	90+ Days \$3,000.00



Club Health Assessment for District 33 N through March 2025

			Status	Membership							Reports					Finance	LCIF
Club Number	Club Name	Charter Date		Current Member Count	YTD Members Added	YTD Members Dropped	YTD Net Growth	YTD Net Growth%	Member Count 12 Months Ago	Avg. length of service for dropped members	Months Since Last MMR ***	Yrs. Since Last Officer Report	President Rotation	Vice President Reported ****	Months Since Last Activity Report ***	Account Balance	Donations for current Fiscal Year
			Number of times on status quo within last two years	If below 15 members appears				If net loss is greater than 20% appears			If no report in 3 months appears in	When more than one year appears in	Number of repeat terms	Notes the officers that do not have an active	If no report at 12 months appears in red		
46478	WOBURN BREAKFAST Exc Award (06/30/2017)	07/24/1986	Active	25	1	6	-5	-16.67%	34	8	1			N M,SC	17		
12071	WOBURN HOST	06/28/1950	Active	83	2	5	-3	-3.49%	78	24	3			M,VP,SC	5		\$2,750.00
53501	WOBURN MIDDLESEX	07/01/1992	Active	67	1	2	-1	-1.47%	70	19	0			N SC	0		\$1,910.00

Clubs Cancelled Previous Fiscal Year – Clubs Cancelled within last 12 months may be reinstated

Club Number	Club Name	Charter Date	Current Status*	Cancellation Date
60878	SALEM	06/12/1998	Cancelled(6*)	10/29/2023

Current Total Clubs Count	YTD New Clubs Count	YTD Cancelled Clubs Count	YTD Net Club Gain	Current Total Members Count	YTD Add	YTD Drop	YTD Net Growth	YTD Net Growth %	Member Count 12 Months Ago	Average Member Count Per Club	% of Clubs with less than 20 members	% No MMR in 3 Months	% No Officer Report in 12 Months	% of Clubs with balance 90+ days	Number of Clubs in Status Quo	% Status Quo Clubs in Financial Suspension	Number of Cancelled Clubs	Average Cancelled Club Age	Members Lost Due to Cancellation	% of Clubs Cancelled for Non-Financial Reasons
39	0	0	0	1,055	55	95	-40	-3.65%	1,098	27	38%	64%	10%	10%	0	0%	0	0	0	0%

* - P - Priority Club. Cancellation Reasons: 1-Objectives/conduct, 2-Non-active club, 5-Non-existing club, 6-Disbanding, 7-Merger, 8-Financial Suspension, 9-District/Multiple District Dues.

** - Abbreviation: P-President, S-Secretary, T-Treasurer, M-Member Chairperson, VP-First Vice President, MC-Communications Chairperson, SC-Service Chairperson

*** - Abbreviation: N/R - Never reported using the Lions Clubs website, N/A - Not applicable, No password registered for the Lions Clubs website.

**** - Abbreviation: N - New, IP - Immediate Past, R - Repeat.



Club Health Assessment for District 33 K through March 2025

			Status	Membership							Reports					Finance	LCIF
Club Number	Club Name	Charter Date		Current Member Count	YTD Members Added	YTD Members Dropped	YTD Net Growth	YTD Net Growth%	Member Count 12 Months Ago	Avg. length of service for dropped members	Months Since Last MMR ***	Yrs. Since Last Officer Report	President Rotation	Vice President Reported ****	Months Since Last Activity Report ***	Account Balance	Donations for current Fiscal Year
			Number of times on status quo within last two years	If below 15 members appears				If net loss is greater than 20% appears			If no report in 3 months appears in	When more than one year appears in	Number of repeat terms	Notes the officers that do not have an active	If no report at 12 months appears in red		
Clubs more than two years old																	
12072	ARLINGTON	01/31/1938	Active	8	0	0	0	0.00%	8		7		6	T,M,VP,SC	24+		
12073	ASHLAND	04/25/1967	Active	82	6	6	0	0.00%	86	15	0			N	SC	0	\$3,200.00
Exc Award (06/30/2016, 06/30/2018)																	
54623	ASHLAND GREATER ASHLAND	06/21/1993	Active	31	2	3	-1	-3.13%	39	18	2		3	R	M,SC	5	90+ Days
Exc Award (06/30/2017, 06/30/2018, 06/30/20)																	
12075	BELLINGHAM	11/08/1950	Active	37	2	4	-2	-5.13%	36	21	0		3	R	T,SC	0	\$4,635.00
12076	BELMONT	05/29/1948	Active	66	3	2	1	1.54%	64	0	0			N	SC	0	\$3,179.00
12077	BLACKSTONE	03/21/1959	Active	14	1	3	-2	-12.50%	16	12	4				S,M,VP,SC	17	
Exc Award (06/30/2017)																	
46824	BOSTON CHINATOWN	01/27/1987	Active	25	0	1	-1	-3.85%	26	8	3			N		0	\$5,000.00
Exc Award (06/30/2016, 06/30/2018)																	
40113	BOSTON HOST	06/24/1981	Active	27	1	0	1	3.85%	21		1			R		0	\$205.00
110708	BOSTON UNIVERSITY EYE ASSOCIATES	04/04/2011	Active	30	4	3	1	3.45%	29	2	3		6	R	SC	17	
108560	CAMBRIDGE	06/04/2010	Active(1)	3	0	0	0	0.00%	2		13		4		M,VP,SC	17	\$150.00
12086	CANTON	12/04/1957	Active	26	0	0	0	0.00%	26		5			N	M	17	\$500.00
45093	CHARLESTOWN	06/18/1985	Active	14	2	3	-1	-6.67%	15	24	1				M,VP,SC	24+	\$500.00
12091	FOXBORO	09/09/1931	Active	50	3	2	1	2.04%	48	2	3			N	SC	17	\$1,000.00
12092	FRAMINGHAM	05/19/1949	Active	20	3	1	2	11.11%	18	62	2		7		VP,SC	0	\$1,901.00
Exc Award (06/30/2017)																	
12093	FRANKLIN	02/27/1945	Active	14	0	1	-1	-6.67%	19	8	3		2	R	SC	3	
Exc Award (06/30/2017, 06/30/2019)																	
107695	FRANKLIN HIMALAYAN NEW ENGLAND	03/10/2010	Active(1)	33	11	0	11	50.00%	18		2			N	M,VP	16	
12094	HINGHAM	03/21/1955	Active(1)	6	0	0	0	0.00%	6		8		7		M,VP,SC	24+	90+ Days
12095	HOLLISTON	01/23/1941	Active	73	5	4	1	1.39%	73	4	0			N	SC	2	\$14,800.00
Exc Award (06/30/2017, 06/30/2018, 06/30/20)																	



Club Health Assessment for District 33 K through March 2025

			Status	Membership							Reports					Finance	LCIF
Club Number	Club Name	Charter Date		Current Member Count	YTD Members Added	YTD Members Dropped	YTD Net Growth	YTD Net Growth%	Member Count 12 Months Ago	Avg. length of service for dropped members	Months Since Last MMR ***	Yrs. Since Last Officer Report	President Rotation	Vice President Reported ****	Months Since Last Activity Report ***	Account Balance	Donations for current Fiscal Year
			Number of times on status quo within last two years	If below 15 members appears				If net loss is greater than 20% appears			If no report in 3 months appears in	When more than one year appears in	Number of repeat terms	Notes the officers that do not have an active	If no report at 12 months appears in red		
30579	HOPKINTON	04/24/1975	Active	12	0	2	-2	-14.29%	14	8	2		5	M,VP	4	90+ Days	\$500.00
	Exc Award (06/30/2024)																
12096	HULL	03/20/1961	Active	41	0	2	-2	-4.65%	43	16	4		5	R SC	15		\$250.00
	Exc Award (06/30/2017)																
12097	HYDE PARK	12/17/1968	Active	19	0	13	-13	-40.63%	32	5	3			S,T,M,VP,SC	20		
	Exc Award (06/30/2017)																
12098	MALDEN	06/23/1937	Active	33	1	4	-3	-8.33%	39	13	2		2	M,VP,SC	5		\$3,000.00
12099	MARLBOROUGH	01/28/1951	Active	35	10	0	10	40.00%	30		0			N	0		\$4,820.00
	Exc Award (06/30/2017, 06/30/2018)																
12101	MEDFIELD	11/24/1944	Active	69	0	0	0	0.00%	69		6			N SC	0		\$3,500.00
12102	MEDFORD	03/16/1937	Active	10	0	0	0	0.00%	10		3		3	R M,SC	20		
42061	MEDWAY	12/09/1982	Active	42	3	6	-3	-6.67%	45	11	2			M,VP,SC	0	\$5,201.00	
	Exc Award (06/30/2020)																
12104	MILLIS	02/28/1945	Active	45	2	2	0	0.00%	46	13	1			N M,SC	2	\$1,100.00	
	Exc Award (06/30/2017, 06/30/2019)																
12106	NATICK	06/15/1955	Active	2	0	1	-1	-33.33%	3	22	3		3	T,M,VP,SC	3	\$200.00	
88541	NEW ENGLAND COLLEGE OF OPTOMETRY	06/06/2005	Active(1)	14	6	6	0	0.00%	20	1	4			N M	16		
12108	NEWTON	03/19/1942	Active	1	1	1	0	0.00%	1	0	5		11	M,VP,SC	4	\$100.00	
12109	NORFOLK	10/16/1958	Active	105	9	7	2	1.94%	103	3	0			N	1	\$7,240.00	
	Exc Award (06/30/2018)																
12110	NORWOOD	03/04/1941	Active	1	1	10	-9	-90.00%	13	15	2		None	P,S,T,M,VP SC	22		
12111	PLAINVILLE	01/28/1946	Active	20	1	5	-4	-16.67%	24	6	1			M,VP,SC	3		
12112	QUINCY	01/20/1941	Active	73	13	4	9	14.06%	59	12	1			R	0	\$160.00	
	Exc Award (06/30/2016, 06/30/2020, 06/30/2022)																
12113	RANDOLPH	04/12/1950	Active	31	0	4	-4	-11.43%	37	16	1		2	R M	1	\$1,200.00	
	Exc Award (06/30/2016, 06/30/2022)																
59547	SHARON	05/14/1997	Active	28	1	1	0	0.00%	29	1	3		2	N SC	0	\$1,135.00	
	Exc Award (06/30/2016, 06/30/2017, 06/30/2020)																



Club Health Assessment for District 33 K through March 2025

			Status		Membership						Reports					Finance		LCIF		
Club Number	Club Name	Charter Date		Current Member Count	YTD Members Added	YTD Members Dropped	YTD Net Growth	YTD Net Growth%	Member Count 12 Months Ago	Avg. length of service for dropped members	Months Since Last MMR ***	Yrs. Since Last Officer Report	President Rotation	Vice President Reported ****	Months Since Last Activity Report ***	Account Balance	Donations for current Fiscal Year			
			Number of times on status quo within last two years	If below 15 members appears					If net loss is greater than 20% appears			If no report in 3 months appears in	When more than one year appears in	Number of repeat terms	Notes the officers that do not have an active red	If no report at 12 months appears in red				
12115	SHERBORN	12/03/1963	Active	27	3	0	3	12.50%	27		3			IP	SC	8	\$850.00			
Exc Award (06/30/2017)																				
12116	SOMERVILLE	10/10/1933	Active	24	0	0	0	0.00%	21		9			IP	SC	17	\$50.00			
Exc Award (06/30/2018)																				
12117	STOUGHTON	05/24/1950	Active	35	4	0	4	12.90%	34		0		2	R	VP,SC	15	\$600.00			
12118	STOW	04/07/1965	Active	22	5	1	4	22.22%	18	24	0			N	SC	0	\$1,900.00			
Exc Award (06/30/2016, 06/30/2017, 06/30/20																				
138695	Sudbury	06/21/2019	Active	1	0	8	-8	-88.89%	9	5	4	1	None		P,S,T,M,VP SC	24+				
12119	WALPOLE	03/31/1956	Active	22	0	0	0	0.00%	22		8		3		M,VP,SC	16				
12120	WALTHAM	08/28/1939	Active	69	7	6	1	1.47%	71	46	0			N	SC	2	\$14,000.00			
130845	Wellesley Centennial	05/04/2017	Active	13	2	0	2	18.18%	11		0			R	SC	0				
Exc Award (06/30/2023, 06/30/2024)																				
12125	WESTWOOD	05/17/1940	Active	26	0	0	0	0.00%	26		16		2		M,VP,SC	16				
Exc Award (06/30/2018)																				
60391	WEYMOUTH	02/20/1998	Active	17	3	7	-4	-19.05%	21	18	0		9		M,VP,SC	19	\$500.00			
12127	WRENTHAM	04/22/1941	Active	66	0	5	-5	-7.04%	78	22	0		None		P,T,M,VP,SC	1	\$3,755.00			
Current Total Clubs Count	YTD New Clubs Count	YTD Cancelled Clubs Count	YTD Net Club Gain	Current Total Members Count	YTD Add	YTD Drop	YTD Net Growth	YTD Net Growth %	Member Count 12 Months Ago	Average Member Count Per Club	% of Clubs with less than 20 members	% No MMR in 3 Months	% No Officer Report in 12 Months	% of Clubs with balance 90+ days	Number of Clubs in Status Quo	% Status Quo Clubs in Financial Suspension	Number of Cancelled Clubs	Average Cancelled Club Age	Members Lost Due to Cancellation	% of Clubs Cancelled for Non-Financial Reasons
47	0	0	0	1,462	115	128	-13	-0.88%	1,505	31	34%	47%	2%	6%	0	0%	0	0	0	0%

* - P - Priority Club. Cancellation Reasons: 1-Objectives/conduct, 2-Non-active club, 5-Non-existing club, 6-Disbanding, 7-Merger, 8-Financial Suspension, 9-District/Multiple District Dues.

** - Abbreviation: P-President, S-Secretary, T-Treasurer, M-Member Chairperson, VP-First Vice President, MC-Communications Chairperson, SC-Service Chairperson

*** - Abbreviation: N/R - Never reported using the Lions Clubs website, N/A - Not applicable, No password registered for the Lions Clubs website.

**** - Abbreviation: N - New, IP - Immediate Past, R - Repeat.



Club Health Assessment for District 33 S through March 2025

			Status	Membership							Reports					Finance		LCIF
Club Number	Club Name	Charter Date		Current Member Count	YTD Members Added	YTD Members Dropped	YTD Net Growth	YTD Net Growth%	Member Count 12 Months Ago	Avg. length of service for dropped members	Months Since Last MMR ***	Yrs. Since Last Officer Report	President Rotation	Vice President Reported ****	Months Since Last Activity Report ***	Account Balance	Donations for current Fiscal Year	
			Number of times on status quo within last two years	If below 15 members appears	If net loss is greater than 20% appears					If no report in 3 months appears in	When more than one year appears in	Number of repeat terms	Notes the officers that do not have an active		If no report at 12 months appears in red			
Clubs more than two years old																		
12128	ABINGTON	04/20/1955	Active	22	0	2	-2	-8.33%	24	9	2		2	R	7		\$2,500.00	
	Exc Award (06/30/2018, 06/30/2019, 06/30/2020)																	
12129	ACUSHNET	02/12/1957	Active	46	0	3	-3	-6.12%	50	33	2			IP	P,M,SC	6	\$11,000.00	
12131	ATTLEBORO SOUTH	11/17/1965	Active	58	11	4	7	13.73%	51	21	0			R		3	\$500.00	
	ATTLEBORO Exc Award (06/30/2021, 06/30/2023)																	
59896	BARNSTABLE-YARMOUTH L C	08/01/1997	Active	11	0	1	-1	-8.33%	13	5	4		2		M,VP,SC	12	\$1,000.00	
	Exc Award (06/30/2018, 06/30/2020)																	
12133	BRIDGEWATER	12/14/1926	Active	52	1	13	-12	-18.75%	61	21	1			N		10	\$1,050.00	
	Exc Award (06/30/2018, 06/30/2023)																	
52284	BRIDGEWATER ACADEMY	12/17/1991	Active	22	1	1	0	0.00%	25	1	1			N	S,SC	3	\$520.00	
	Exc Award (06/30/2019, 06/30/2020, 06/30/2021)																	
102064	BRIDGEWATER COMMUNITY	05/08/2008	Active	15	0	0	0	0.00%	15		8		3		M,VP,SC	2	\$9,118.34	
	Exc Award (06/30/2021)																	
102142	BROCKTON	06/18/2008	Active	11	1	5	-4	-26.67%	15	7	4		3		VP,SC	10		
	Exc Award (06/30/2018, 06/30/2021)																	
145692	Cape Cod Paws of Comfort	03/17/2021	Active	7	1	2	-1	-12.50%	10	4	2			IP	M,SC	0	\$500.00	
12159	CHATHAM-NAUSET L C	01/07/1970	Active	2	0	0	0	0.00%	2		15		2		M,VP,SC	24+		
	Exc Award (06/30/2021)																	
102156	DARTMOUTH	06/03/2008	Active(1)	1	0	0	0	0.00%	1		34	3	None		P,S,T,M,VP SC	24+		
12137	DENNIS HARWICH L C	12/13/1967	Active	16	4	1	3	23.08%	13	54	4		2	R	M,VP,SC	2	\$200.00	
	Exc Award (06/30/2017, 06/30/2019)																	
12138	DIGHTON	10/25/1955	Active	51	1	3	-2	-3.77%	53	7	4			R	SC	0	\$1,500.00	
	Exc Award (06/30/2018, 06/30/2021, 06/30/2020)																	
111506	DUXBURY	06/24/2011	Active	12	0	2	-2	-14.29%	14	13	1			N	SC	2	\$2,500.00	
	Exc Award (06/30/2019, 06/30/2024)																	
12141	EAST BRIDGEWATER	02/27/1968	Active(1)	33	33	33	0	0.00%	33	20	0		2	R	M,SC	24+		
	Exc Award (06/30/2018, 06/30/2019)																	



Club Health Assessment for District 33 S through March 2025

			Status	Membership							Reports					Finance		LCIF
Club Number	Club Name	Charter Date		Current Member Count	YTD Members Added	YTD Members Dropped	YTD Net Growth	YTD Net Growth%	Member Count 12 Months Ago	Avg. length of service for dropped members	Months Since Last MMR ***	Yrs. Since Last Officer Report	President Rotation	Vice President Reported ****	Months Since Last Activity Report ***	Account Balance	Donations for current Fiscal Year	
			Number of times on status quo within last two years	If below 15 members appears				If net loss is greater than 20% appears			If no report in 3 months appears in	When more than one year appears in	Number of repeat terms	Notes the officers that do not have an active	If no report at 12 months appears in red			
12142	EASTON	09/16/1931	Active	150	9	13	-4	-2.60%	155	4	1		2	N	0		\$5,400.00	
Exc Award (06/30/2017, 06/30/2021, 06/30/2024)																		
12143	FAIRHAVEN	10/24/1944	Active	31	0	5	-5	-13.89%	36	6	1		2	R	M,SC	3	\$250.00	
Exc Award (06/30/2018, 06/30/2019, 06/30/2024)																		
12144	FALL RIVER	03/07/1923	Active	27	0	0	0	0.00%	27		4			N	SC	3	\$2,050.00	
Exc Award (06/30/2017, 06/30/2018)																		
53358	FALL RIVER CAROUSEL	06/16/1992	Active	26	1	0	1	4.00%	24		8		6	R	SC	10	\$500.00	
105371	FALMOUTH	05/04/2009	Active	12	0	0	0	0.00%	12		10		3		M,VP,SC	12	\$300.00	
12146	FREETOWN	03/21/1946	Active	18	1	0	1	5.88%	18		5				VP	8	\$1,000.00	
12148	HANOVER	04/18/1961	Active	15	0	1	-1	-6.25%	16	25	3				VP	16	\$100.00	
12150	KINGSTON	09/10/1947	Active	11	0	0	0	0.00%	11		16		4		M,VP,SC	24+		
Exc Award (06/30/2018, 06/30/2021)																		
12151	LAKEVILLE	03/26/1959	Active	39	2	6	-4	-9.30%	43	16	0			N	M,SC	13	\$3,000.00	
Exc Award (06/30/2018, 06/30/2022, 06/30/2024)																		
12156	MATTAPOISETT	06/26/1953	Active	67	5	1	4	6.35%	64	0	2			N		0	\$1,000.00	
Exc Award (06/30/2017, 06/30/2018, 06/30/2024)																		
12157	MIDDLEBORO	12/12/1930	Active	8	0	3	-3	-27.27%	11	11	2		5	R	M,SC	11		
12160	NEW BEDFORD	12/18/1934	Active	13	0	0	0	0.00%	14		9		3	R	VP,SC	10	\$750.00	
12162	NORTON	09/12/1945	Active	19	0	0	0	0.00%	19		17			N	SC	2	\$500.00	
Exc Award (06/30/2018, 06/30/2020, 06/30/2024)																		
52748	NORTON COMMUNITY	03/25/1992	Active	30	1	1	0	0.00%	32	0	0		2	R		0		
Exc Award (06/30/2020, 06/30/2021, 06/30/2024)																		
12165	PLYMOUTH	06/26/1947	Active	60	3	6	-3	-4.76%	62	12	0			N	SC	0	\$2,295.00	
Exc Award (06/30/2018, 06/30/2024)																		
12166	PROVINCETOWN	02/22/1932	Active	59	4	3	1	1.72%	57	25	1		11	R	SC	11	\$2,000.00	
Exc Award (06/30/2021, 06/30/2024)																		
12167	RAYNHAM	02/13/1946	Active	40	6	1	5	14.29%	35	32	0		2	R	SC	0	\$1,600.00	
12168	REHOBOTH	01/29/1957	Active	54	4	4	0	0.00%	54	10	2		2		T,M,VP,SC	11	\$600.00	



Club Health Assessment for District 33 S through March 2025

			Status	Membership							Reports					Finance		LCIF
Club Number	Club Name	Charter Date		Current Member Count	YTD Members Added	YTD Members Dropped	YTD Net Growth	YTD Net Growth%	Member Count 12 Months Ago	Avg. length of service for dropped members	Months Since Last MMR ***	Yrs. Since Last Officer Report	President Rotation	Vice President Reported ****	Months Since Last Activity Report ***	Account Balance	Donations for current Fiscal Year	
			Number of times on status quo within last two years	If below 15 members appears				If net loss is greater than 20% appears			If no report in 3 months appears in	When more than one year appears in	Number of repeat terms		Notes the officers that do not have an active	If no report at 12 months appears in red		
Exc Award (06/30/2020)																		
52247	REHOBOTH ANAWAN	12/11/1991	Active	26	3	6	-3	-10.34%	29	12	3			N	M,VP,SC	13		
Exc Award (06/30/2016, 06/30/2018)																		
12169	ROCHESTER	04/14/1966	Active	16	0	0	0	0.00%	17		8		3		VP	17		\$1,000.00
Exc Award (06/30/2018, 06/30/2019)																		
12170	ROCKLAND	03/20/1957	Active	16	0	0	0	0.00%	16		16	1	None		P,S,T,M,VP SC	24+	90+ Days	\$50.00
Exc Award (06/30/2016, 06/30/2018)																		
12171	SANDWICH-BOURNE	04/12/1971	Active	20	1	2	-1	-4.76%	21	23	3		None		P,VP,SC	6		\$100.00
Exc Award (06/30/2018)																		
12173	SEEKONK	06/26/1958	Active	31	1	4	-3	-8.82%	35	20	4				VP,SC	14		\$5,000.00
12174	SOMERSET	06/23/1944	Active	74	0	7	-7	-8.64%	81	13	3		2	R	SC	0		\$2,170.00
Exc Award (06/30/2016, 06/30/2017, 06/30/2020)																		
52815	SOUTH ATTLEBORO VILLAGE	04/08/1992	Active	53	5	0	5	10.42%	50		0			N	SC	0		\$150.00
Exc Award (06/30/2019, 06/30/2020)																		
46289	SOUTH CARVER	06/24/1986	Active	11	0	1	-1	-8.33%	12	6	2		4	R	SC	0		\$50.00
142484	Southeastern MA Paws of Comfort	08/12/2020	Active	25	1	4	-3	-10.71%	27	4	2			N		11		\$618.00
Exc Award (06/30/2021)																		
140150	Wareham	10/23/2019	Active(1)	21	0	0	0	0.00%	19		6				VP	17		
Exc Award (06/30/2024)																		
12177	WEST BRIDGEWATER	03/25/1947	Active	58	7	4	3	5.45%	54	14	2		2	N	SC	0		\$5,500.00
Exc Award (06/30/2024)																		
12178	WESTPORT	11/16/1961	Active	14	0	4	-4	-22.22%	19	17	8			R	T,M,SC	2		\$4,500.00
135313	Whitman Hanson Centennial	06/23/2018	Active(1)	1	0	0	0	0.00%	1		14		None		P,S,T,M,VP SC	14		

Clubs Cancelled Previous Fiscal Year – Clubs Cancelled within last 12 months may be reinstated

Club Number	Club Name	Charter Date	Current Status*	Cancellation Date
45094	HALIFAX PEMBROKE	06/18/1985	Cancelled(8*)	08/29/2023



Club Health Assessment for District 33 S through March 2025

Club Number			Club Name			Charter Date			Status					Membership					Reports					Finance		LCIF
									Current Member Count	YTD Members Added	YTD Members Dropped	YTD Net Growth	YTD Net Growth%	Member Count 12 Months Ago	Avg. length of service for dropped members	Months Since Last MMR ***	Yrs. Since Last Officer Report	President Rotation	Vice President Reported ****	Months Since Last Activity Report ***	Account Balance	Donations for current Fiscal Year				
									Number of times on status quo within last two years	If below 15 members appears			If net loss is greater than 20% appears			If no report in 3 months appears in			When more than one year appears in	Number of repeat terms	Notes the officers that do not have an active		If no report at 12 months appears in red			
Current Total Clubs Count	YTD New Clubs Count	YTD Cancelled Clubs Count	YTD Net Club Gain	Current Total Members Count	YTD Add	YTD Drop	YTD Net Growth	YTD Net Growth %	Member Count 12 Months Ago	Average Member Count Per Club	% of Clubs with less than 20 members	% No MMR in 3 Months	% No Officer Report in 12 Months	% of Clubs with balance 90+ days	Number of Clubs in Status Quo	% Status Quo Clubs in Financial Suspension	Number of Cancelled Clubs	Average Cancelled Club Age	Members Lost Due to Cancellation	% of Clubs Cancelled for Non-Financial Reasons						
46	0	0	0	1,404	107	146	-39	-2.70%	1,451	31	43%	52%	4%	2%	0	0%	0	0	0	0%						

* - P - Priority Club. Cancellation Reasons: 1-Objectives/conduct, 2-Non-active club, 5-Non-existing club, 6-Disbanding, 7-Merger, 8-Financial Suspension, 9-District/Multiple District Dues.

** - Abbreviation: P-President, S-Secretary, T-Treasurer, M-Member Chairperson, VP-First Vice President, MC-Communications Chairperson, SC-Service Chairperson

*** - Abbreviation: N/R - Never reported using the Lions Clubs website, N/A - Not applicable, No password registered for the Lions Clubs website.

**** - Abbreviation: N - New, IP - Immediate Past, R - Repeat.



Club Health Assessment for District 34 A through March 2025

			Status	Membership							Reports					Finance		LCIF
Club Number	Club Name	Charter Date		Current Member Count	YTD Members Added	YTD Members Dropped	YTD Net Growth	YTD Net Growth%	Member Count 12 Months Ago	Avg. length of service for dropped members	Months Since Last MMR ***	Yrs. Since Last Officer Report	President Rotation	Vice President Reported ****	Months Since Last Activity Report ***	Account Balance	Donations for current Fiscal Year	
			Number of times on status quo within last two years	If below 15 members appears				If net loss is greater than 20% appears			If no report in 3 months appears in	When more than one year appears in	Number of repeat terms	Notes the officers that do not have an active	If no report at 12 months appears in red			
Clubs more than two years old																		
12182	ATHENS	11/10/1943	Active	74	3	7	-4	-5.13%	77	10	2		3	R	1		\$6,200.00	
12222	BLOUNTSVILLE	10/30/1951	Active	18	0	0	0	0.00%	18		3			R	M,VP,SC	8		
12224	BRIDGEPORT	02/02/1955	Active	17	1	0	1	6.25%	16		7		11		T,M,VP	8	\$200.00	
12184	BRILLIANT	02/19/1946	Active	17	0	0	0	0.00%	17		13		7		P,S,M,VP,SC	6		
12225	CENTRE	02/25/1938	Active	39	3	4	-1	-2.50%	40	11	0			N		2	\$3,759.00	
Exc Award (06/30/2023)																		
12185	CHEROKEE	09/01/1948	Active	25	0	2	-2	-7.41%	30	4	7		3	R	SC	1	\$1,000.00	
Exc Award (06/30/2023)																		
12187	CULLMAN	09/28/1954	Active	134	13	12	1	0.75%	137	7	0		2	N	SC	0	\$2,786.00	
12188	DECATUR	08/10/1938	Active	23	0	2	-2	-8.00%	25	10	3				M,VP,SC	7	\$1,000.00	
12190	DOUBLE SPRINGS	10/28/1947	Active	10	1	0	1	11.11%	9		2		6		M,VP,SC	7		
30506	ELKMONT	04/08/1975	Active	25	1	2	-1	-3.85%	23	15	2			N	M,VP,SC	7		
53776	EVA	11/02/1992	Active	17	0	0	0	0.00%	17		8		2		T,M,VP,SC	5		
45880	FAIRVIEW	03/03/1986	Active	10	0	0	0	0.00%	10		7		10	R	P,M,VP,SC	5	90+ Days	
12191	FALKVILLE	10/20/1949	Active	16	2	0	2	14.29%	14		2		15	R	M,VP,SC	3		
Exc Award (06/30/2023)																		
12192	FLORENCE DOWNTOWN	06/10/1938	P- Active(1)	0	3	3	0	0.00%	15	27	8		None		P,S,T,M,VP SC	7		
12226	FORT PAYNE	01/06/1948	Active	49	9	9	0	0.00%	48	3	2		2	R		1	\$2,225.00	
Exc Award (06/30/2018, 06/30/2022, 06/30/2024)																		
12227	GADSDEN	07/31/1930	Active	10	1	0	1	11.11%	9		5		2	R	M,SC	7	\$50.00	
Exc Award (06/30/2024)																		
12232	GUNTERSVILLE	08/26/1930	Active	32	10	0	10	45.45%	26		0			N	M,SC	7	\$50.00	
12233	GURLEY	09/23/1948	Active	13	0	1	-1	-7.14%	14	32	7		10	R	M,SC	0		
12197	HALEYVILLE	10/29/1929	Active	17	0	0	0	0.00%	17		20		4		S,M,VP,SC	1	90+ Days	
110046	HAMILTON	01/10/2011	Cancelled(6*)	0	0	0	0	0.00%	0		12		None		P,S,T,M,VP SC	24+		



Club Health Assessment for District 34 A through March 2025

Club Number	Club Name	Charter Date	Status	Membership							Reports					Finance	LCIF
				Current Member Count	YTD Members Added	YTD Members Dropped	YTD Net Growth	YTD Net Growth%	Member Count 12 Months Ago	Avg. length of service for dropped members	Months Since Last MMR ***	Yrs. Since Last Officer Report	President Rotation	Vice President Reported ****	Months Since Last Activity Report ***	Account Balance	Donations for current Fiscal Year
			Number of times on status quo within last two years	If below 15 members appears				If net loss is greater than 20% appears			If no report in 3 months appears	When more than one year appears in	Number of repeat terms	Notes the officers that do not have an active	If no report at 12 months appears in red		
12199	HANCEVILLE	03/04/1955	Active	13	3	8	-5	-27.78%	18	12	1			VP,SC	0		\$100.00
12235	HOKES BLUFF	02/09/1965	Active	21	1	2	-1	-4.55%	22	18	0			N, M,SC	8		
59212	HOKES BLUFF TAWANNAH	03/21/1997	Active	42	2	3	-1	-2.33%	43	26	0			N, SC	8		
12201	HOLLY POND	03/08/1965	Active	15	1	4	-3	-16.67%	18	10	0			M,VP,SC	1	90+ Days	\$1,000.00
12237	HUNTSVILLE PACESETTERS	12/10/1969	Active	15	0	0	0	0.00%	13		9		R	M,SC	6	90+ Days	
	Exc Award (06/30/2023)																
35546	HUNTSVILLE VON BRAUN	05/22/1978	Active	79	14	7	7	9.72%	72	10	0			N, SC	0		
	Exc Award (06/30/2023)																
12202	KILLEN	11/23/1957	Active	19	3	0	3	18.75%	16		1		2	M,VP,SC	6		
143690	Madison Area Family	12/16/2020	Active	27	8	2	6	28.57%	19	2	1			R, M,SC	1		
150436	Marshall County Area	04/05/2022	Active	52	5	2	3	6.12%	40	4	1		2	N, SC	13		
12206	MOULTON	11/19/1943	Active	36	1	0	1	2.86%	34		4		3	R, M	7		\$3,100.00
	Exc Award (06/30/2019, 06/30/2021, 06/30/2022)																
12239	NEW HOPE	09/28/1948	Active	20	0	9	-9	-31.03%	29	4	3			R, P,M,VP,SC	5		
12246	RAINBOW CITY	05/10/1954	Active	12	0	0	0	0.00%	12		13		10	R, S,T,M,VP,SC	7		
12247	RAINSVILLE	02/16/1971	Active	12	3	6	-3	-20.00%	13	3	0		3	T,M,VP,SC	7	90+ Days	
43347	RED BAY	01/13/1984	Active	12	1	0	1	9.09%	11		5		11	M,VP,SC	4		
84943	RUSSELLVILLE	03/02/2005	Active	8	0	0	0	0.00%	8		53		9	R, M,SC	5		\$25.00
12248	SCOTTSBORO	07/20/1938	Active	51	6	2	4	8.51%	47	8	2			N, M,SC	0		\$2,750.00
	Exc Award (06/30/2024)																
151280	Shoals Area	06/20/2022	Active	13	4	1	3	30.00%	10	2	2			VP,SC	2		
12214	TUSCUMBIA	08/27/1954	Active	7	0	0	0	0.00%	13		9		3	T,M,VP,SC	7		
12216	WINFIELD	06/26/1939	Active	16	0	0	0	0.00%	16		13		3	P,M,VP,SC	5		



Club Health Assessment for District 34 A through March 2025

Club Number			Club Name			Charter Date			Status	Membership						Reports					Finance		LCIF	
										Current Member Count	YTD Members Added	YTD Members Dropped	YTD Net Growth	YTD Net Growth%	Member Count 12 Months Ago	Avg. length of service for dropped members	Months Since Last MMR ***	Yrs. Since Last Officer Report	President Rotation	Vice President Reported ****	Months Since Last Activity Report ***	Account Balance	Donations for current Fiscal Year	
									Number of times on status quo within last two years	If below 15 members appears			If net loss is greater than 20% appears			If no report in 3 months appears in		When more than one year appears in	Number of repeat terms	Notes the officers that do not have an active		If no report at 12 months appears in red		
Current Total Clubs Count	YTD New Clubs Count	YTD Cancelled Clubs Count	YTD Net Club Gain	Current Total Members Count	YTD Add	YTD Drop	YTD Net Growth	YTD Net Growth %	Member Count 12 Months Ago	Average Member Count Per Club	% of Clubs with less than 20 members	% No MMR in 3 Months	% No Officer Report in 12 Months	% of Clubs with balance 90+ days	Number of Clubs in Status Quo	% Status Quo Clubs in Financial Suspension	Number of Cancelled Clubs	Average Cancelled Club Age	Members Lost Due to Cancellation	% of Clubs Cancelled for Non-Financial Reasons				
38	0	1	-1	1,016	99	88	11	1.09%	1,016	27	58%	50%	0%	13%	0	0%	1	14	0	100%				

* - P - Priority Club. Cancellation Reasons: 1-Objectives/conduct, 2-Non-active club, 5-Non-existing club, 6-Disbanding, 7-Merger, 8-Financial Suspension, 9-District/Multiple District Dues.


** - Abbreviation: P-President, S-Secretary, T-Treasurer, M-Member Chairperson, VP-First Vice President, MC-Communications Chairperson, SC-Service Chairperson

*** - Abbreviation: N/R - Never reported using the Lions Clubs website, N/A - Not applicable, No password registered for the Lions Clubs website.

**** - Abbreviation: N - New, IP - Immediate Past, R - Repeat.



Club Health Assessment for District 34 B through March 2025

			Status	Membership							Reports					Finance	LCIF	
Club Number	Club Name	Charter Date		Current Member Count	YTD Members Added	YTD Members Dropped	YTD Net Growth	YTD Net Growth%	Member Count 12 Months Ago	Avg. length of service for dropped members	Months Since Last MMR ***	Yrs. Since Last Officer Report	President Rotation	Vice President Reported ****	Months Since Last Activity Report ***	Account Balance	Donations for current Fiscal Year	
			Number of times on status quo within last two years	If below 15 members appears	If net loss is greater than 20% appears						If no report in 3 months appears in	When more than one year appears in	Number of repeat terms	Notes the officers that do not have an active	If no report at 12 months appears in red			
Clubs more than two years old																		
12252	ADAMSVILLE-FORESTDALE	10/17/1947	Active	29	3	2	1	3.57%	25	5	2			N	6	90+ Days	\$600.00	
59933	ALABASTER	09/08/1997	Active(1)	16	0	2	-2	-11.11%	19	2	0			N	SC		6	
12329	ALEXANDER CITY	01/05/1938	Active	26	0	0	0	0.00%	30		8			N	SC		6	
12219	ANNISTON	04/03/1947	Active	58	21	2	19	48.72%	39	11	0		2	R	SC		0	\$340.00
12331	AUBURN	01/24/1928	Active	28	0	0	0	0.00%	29		4			N	M,SC		2	
12333	AUTAUGAVILLE	08/13/1951	Active	26	1	0	1	4.00%	25		8		2	R	M,SC		6	
12335	CLANTON	02/27/1947	Active	52	3	5	-2	-3.70%	54	3	5			N	M,SC		6	
42535	CLANTON EVENING	04/04/1983	Active	15	3	1	2	15.38%	13	14	5			N	SC		6	
12305	FAYETTE	03/25/1938	Active	10	0	0	0	0.00%	10		8		14		S,T,M,VP,SC		6	
12307	GREENSBORO	08/05/1955	Active	16	1	0	1	6.67%	14		3		8		T,M,VP,SC	6	\$50.00	
122984	Helena	08/21/2014	Active	5	0	0	0	0.00%	5		5				M,VP,SC	6	\$1,250.00	
Exc Award (06/30/2016)																		
12278	HOOVER	09/19/1966	Active	12	1	0	1	9.09%	11		5		2		VP,SC	0	\$400.00	
Exc Award (06/30/2023)																		
12340	HUGULEY	05/16/1957	Active	8	0	0	0	0.00%	8		33		15	R	M,VP,SC	6	90+ Days	
126940	Jemison	03/02/2016	Active(1)	13	3	6	-3	-18.75%	16	5	0		6		M,VP,SC	4		
12281	LEEDS	10/16/1947	Active	19	0	0	0	0.00%	19		31		5	R	M,VP,SC	6		
61563	MOODY	03/01/1999	Active	20	1	0	1	5.26%	18		7				T,VP,SC	6		
12316	NORTHPORT	01/13/1955	Active	41	2	5	-3	-6.82%	41	20	1			N		1		\$3,600.00
Exc Award (06/30/2023, 06/30/2024)																		
12317	NORTHSIDE L C	04/30/1973	Active	24	0	2	-2	-7.69%	26	24	0		3	R	M,SC	6		
12318	OAKMAN	11/06/1961	Active	26	0	0	0	0.00%	29		7		2	R	M,SC	6		
12345	OPELIKA	09/16/1947	Active	12	0	2	-2	-14.29%	14	10	0				P,M,VP,SC	6		\$1,100.00
49080	OXFORD	12/12/1988	Active	9	0	0	0	0.00%	10		10		2		M,VP,SC	6		
Exc Award (06/30/2023)																		



Club Health Assessment for District 34 B through March 2025

			Status	Membership							Reports					Finance	LCIF
Club Number	Club Name	Charter Date		Current Member Count	YTD Members Added	YTD Members Dropped	YTD Net Growth	YTD Net Growth%	Member Count 12 Months Ago	Avg. length of service for dropped members	Months Since Last MMR ***	Yrs. Since Last Officer Report	President Rotation	Vice President Reported ****	Months Since Last Activity Report ***	Account Balance	Donations for current Fiscal Year
			Number of times on status quo within last two years	If below 15 members appears	If net loss is greater than 20% appears						If no report in 3 months appears in	When more than one year appears in	Number of repeat terms	Notes the officers that do not have an active	If no report at 12 months appears in red		
12348	PRATTVILLE	02/06/1936	Active	56	4	2	2	3.70%	55	13	0			N	0		\$5,690.00
Exc Award (06/30/2023)																	
12349	REELTOWNLIBERTY CITY	02/18/1952	Active	13	1	1	0	0.00%	12	1	3		8	R	P,M,SC	6	
126206	Sylacauga	11/20/2015	Active	19	4	4	0	0.00%	21	5	1		9		M,VP,SC	6	
12357	TALLADEGA	12/10/1937	Active(2)	17	4	0	4	30.77%	13		3			N	M,SC	6	90+ Days
150632	Talladega Samaritan	05/04/2022	Active(1)	6	6	0	6	100.00%	0		1			N	P,M,SC	24+	90+ Days
12358	TALLASSEE	05/09/1939	Active(1)	20	0	0	0	0.00%	20		5			R	P,M,VP,SC	6	90+ Days
146813	Trussville Area	06/29/2021	Active(2)	8	8	0	8	100.00%	10		3		2	R	M,SC	24	90+ Days
39013	VALLEY	10/31/1980	Active	13	0	1	-1	-7.14%	14	3	0		19	R	M	6	
12264	VESTAVIA HILLS	05/11/1955	Active	11	0	0	0	0.00%	11		9			N	SC	6	
51738	WEAVER	06/07/1991	Active(2)	10	1	0	1	11.11%	10		5		15		S,T,M,VP,SC	6	
141083	West Elmore Area	03/10/2020	Active	19	0	1	-1	-5.00%	20	4	7			IP	T,M,SC	0	
12286	WEST HOMEWOOD	11/14/1956	Active	14	0	0	0	0.00%	14		34				P,T,M,VP,SC	6	
12359	WETUMPKA	02/09/1928	Active	40	6	2	4	11.11%	36	7	0			N	M,SC	6	


Clubs Cancelled Previous Fiscal Year – Clubs Cancelled within last 12 months may be reinstated

Club Number	Club Name	Charter Date	Current Status*	Cancellation Date
12300	CARROLLTON	03/14/1955	Cancelled(8*)	12/29/2023
125916	Margaret	10/05/2015	Cancelled(6*)	07/29/2023

Current Total Clubs Count	YTD New Clubs Count	YTD Cancelled Clubs Count	YTD Net Club Gain	Current Total Members Count	YTD Add	YTD Drop	YTD Net Growth	YTD Net Growth %	Member Count 12 Months Ago	Average Member Count Per Club	% of Clubs with less than 20 members	% No MMR in 3 Months	% No Officer Report in 12 Months	% of Clubs with balance 90+ days	Number of Clubs in Status Quo	% Status Quo Clubs in Financial Suspension	Number of Cancelled Clubs	Average Cancelled Club Age	Members Lost Due to Cancellation	% of Clubs Cancelled for Non-Financial Reasons
34	0	0	0	711	73	38	35	5.18%	691	21	62%	65%	0%	18%	0	0%	0	0	0	0%



Club Health Assessment for District 34 B through March 2025

			Status	Membership							Reports					Finance	LCIF
Club Number	Club Name	Charter Date		Current Member Count	YTD Members Added	YTD Members Dropped	YTD Net Growth	YTD Net Growth%	Member Count 12 Months Ago	Avg. length of service for dropped members	Months Since Last MMR ***	Yrs. Since Last Officer Report	President Rotation	Vice President Reported ****	Months Since Last Activity Report ***	Account Balance	Donations for current Fiscal Year
			Number of times on status quo within last two years	If below 15 members appears				If net loss is greater than 20% appears			If no report in 3 months appears in	When more than one year appears in	Number of repeat terms	Notes the officers that do not have an active	If no report at 12 months appears in red		

* - P - Priority Club. Cancellation Reasons: 1-Objectives/conduct, 2-Non-active club, 5-Non-existing club, 6-Disbanding, 7-Merger, 8-Financial Suspension, 9-District/Multiple District Dues.
** - Abbreviation: P-President, S-Secretary, T-Treasurer, M-Member Chairperson, VP-First Vice President, MC-Communications Chairperson, SC-Service Chairperson
*** - Abbreviation: N/R - Never reported using the Lions Clubs website, N/A - Not applicable, No password registered for the Lions Clubs website.
**** - Abbreviation: N - New, IP - Immediate Past, R - Repeat.



Club Health Assessment for District 34 C through March 2025

			Status	Membership						Reports					Finance		LCIF
Club Number	Club Name	Charter Date		Current Member Count	YTD Members Added	YTD Members Dropped	YTD Net Growth	YTD Net Growth%	Member Count 12 Months Ago	Avg. length of service for dropped members	Months Since Last MMR ***	Yrs. Since Last Officer Report	President Rotation	Vice President Reported ****	Months Since Last Activity Report ***	Account Balance	Donations for current Fiscal Year
			Number of times on status quo within last two years	If below 15 members appears				If net loss is greater than 20% appears			If no report in 3 months appears in	When more than one year appears in	Number of repeat terms	Notes the officers that do not have an active	If no report at 12 months red		
Clubs less than two years old																	
155013	Boykin Damascus	09/18/2023	Active(1)	20	0	0	0	0.00%	20		21		3	S,M,VP,SC	N/R		
Clubs more than two years old																	
12360	ANDALUSIA	05/07/1937	Active	24	4	2	2	9.09%	21	17	0			N	P,M,SC	1	\$1,500.00
	Exc Award (06/30/2019)																
12393	ASHFORD	07/28/1937	Active	29	1	2	-1	-3.33%	27	15	0		3	N	SC	0	\$530.00
	Exc Award (06/30/2018, 06/30/2019, 06/30/2020)																
12361	ATMORE	02/02/1928	Active	32	3	3	0	0.00%	32	4	1			R	SC	0	\$1,000.00
	Exc Award (06/30/2019, 06/30/2023)																
151927	Atmore Yellow Hats Society	08/15/2022	Active(1)	17	1	0	1	6.25%	16		3		3		T,M,VP,SC	N/A	
118276	BAY MINETTE	11/13/2012	P- Active(1)	0	0	0	0	0.00%	4		9		None		P,S,T,M,VP SC	24+	
12362	BREWTON GREATER BREWTON	03/08/1935	Active	9	0	0	0	0.00%	9		5		3	R	SC	16	\$900.00
	Exc Award (06/30/2019)																
126044	Citronelle	11/02/2015	Active	9	0	0	0	0.00%	9		7		5		T,M,VP,SC	15	90+ Days
	Exc Award (06/30/2018)																
12395	CLAYTON	12/20/1951	P- Active(1)	0	0	1	-1	-100.00%	5	11	7		None		P,S,T,M,VP SC	20	
122015	Covington VIP	05/01/2014	Active(1)	18	0	0	0	0.00%	19		9			N	M,SC	21	90+ Days
12397	DALEVILLE	06/05/1962	Active	27	3	1	2	8.00%	25	2	2			IP	P,SC	3	\$5,825.00
	Exc Award (06/30/2016, 06/30/2019)																
12367	EIGHT MILE	10/31/1955	Active	32	2	0	2	6.67%	30		6			N		0	\$701.00
	Exc Award (06/30/2018, 06/30/2019, 06/30/2020)																
12401	ELBA	03/23/1939	Active	27	1	0	1	3.85%	26		1		7		S,M,VP,SC	24+	90+ Days
	Exc Award (06/30/2019)																
12402	ENTERPRISE	07/07/1944	Active	49	5	3	2	4.26%	46	12	1			N	M,SC	0	
	Exc Award (06/30/2018, 06/30/2024)																
152311	Escambia County Lions Quest	08/25/2022	Active(1)	15	0	0	0	0.00%	15		9		3		M,VP,SC	N/A	
12404	EUFAULA	04/23/1947	Active	23	0	2	-2	-8.00%	30	14	5		None	R	P,M,SC	9	\$1,000.00
	Exc Award (06/30/2019)																



Club Health Assessment for District 34 C through March 2025

			Status	Membership							Reports					Finance		LCIF
Club Number	Club Name	Charter Date		Current Member Count	YTD Members Added	YTD Members Dropped	YTD Net Growth	YTD Net Growth%	Member Count 12 Months Ago	Avg. length of service for dropped members	Months Since Last MMR ***	Yrs. Since Last Officer Report	President Rotation	Vice President Reported ****	Months Since Last Activity Report ***	Account Balance	Donations for current Fiscal Year	
			Number of times on status quo within last two years	If below 15 members appears				If net loss is greater than 20% appears			If no report in 3 months appears in	When more than one year appears in	Number of repeat terms	Notes the officers that do not have an active	If no report at 12 months red			
12368	FAIRHOPE	03/20/1963	Active	29	8	2	6	26.09%	23	19	2		2	N	M,SC	1	\$1,692.70	
	Exc Award (06/30/2020, 06/30/2021)																	
12369	FLOMATON	11/22/1934	Active	17	0	0	0	0.00%	17		7			N	M,SC	12	\$100.00	
	Exc Award (06/30/2018, 06/30/2019)																	
50827	FOLEY	07/24/1990	Active	12	0	0	0	0.00%	12		4				M,VP,SC	9	\$100.00	
	Exc Award (06/30/2020)																	
12405	GENEVA	12/04/1947	Active	19	4	3	1	5.56%	18	6	0			IP	M,SC	3		
120772	Greater Dothan Area	11/20/2013	Active	12	1	1	0	0.00%	12	9	1				M,VP,SC	5	\$1,000.00	
	Exc Award (06/30/2018, 06/30/2019, 06/30/2020)																	
12372	GREENVILLE	04/30/1928	Active	25	4	2	2	8.70%	21	0	1			N	SC	9	\$500.00	
	Exc Award (06/30/2019, 06/30/2023)																	
29461	GROVE HILL	06/07/1974	Active(1)	15	0	0	0	0.00%	15		22		None		P,S,M,VP,SC	23	\$100.00	
12373	GULF SHORES	12/09/1947	Active	38	0	3	-3	-7.32%	42	10	7			N		4		
	Exc Award (06/30/2017, 06/30/2018, 06/30/2020)																	
12408	HEADLAND	01/04/1952	Active	55	2	1	1	1.85%	52	2	2			N		0	\$1,345.00	
	Exc Award (06/30/2016, 06/30/2018, 06/30/2020)																	
12380	MOBILE	10/09/1922	Active	92	8	8	0	0.00%	94	25	1			N	SC	4	\$1,070.00	
	Exc Award (06/30/2018)																	
54087	MOBILE SOUTH ALABAMA	02/15/1993	Active	9	0	0	0	0.00%	9		0				S,T,M,VP,SC	18	90+ Days \$100.00	
	Exc Award (06/30/2019)																	
12413	MONTGOMERY	06/12/1922	Active	82	7	10	-3	-3.53%	85	21	0			N	VP,SC	12	\$20.00	
12415	MONTGOMERY DIXIE	11/17/1954	Active	9	1	0	1	12.50%	8		8		4		M,VP,SC	1	\$2,024.00	
	Exc Award (06/30/2019)																	
45365	ORANGE BEACH	09/16/1985	Active	22	1	1	0	0.00%	22	2	8		4	N	SC	4	\$700.00	
	Exc Award (06/30/2017, 06/30/2023)																	
142796	Ozark	08/31/2020	Active	7	0	0	0	0.00%	7		13	1	None		P,S,T,M,VP SC	24	\$50.00	
115854	PIKE ROAD	01/11/2012	Active	25	2	0	2	8.70%	22		7			N	M	0	90+ Days \$100.00	
	Exc Award (06/30/2018, 06/30/2019)																	



Club Health Assessment for District 34 C through March 2025

			Status	Membership							Reports					Finance	LCIF
Club Number	Club Name	Charter Date		Current Member Count	YTD Members Added	YTD Members Dropped	YTD Net Growth	YTD Net Growth%	Member Count 12 Months Ago	Avg. length of service for dropped members	Months Since Last MMR ***	Yrs. Since Last Officer Report	President Rotation	Vice President Reported ****	Months Since Last Activity Report ***	Account Balance	Donations for current Fiscal Year
			Number of times on status quo within last two years	If below 15 members appears				If net loss is greater than 20% appears			If no report in 3 months appears in	When more than one year appears in	Number of repeat terms	Notes the officers that do not have an active	If no report at 12 months appears in red		
12386	SARALAND	02/20/1956	Active	62	7	7	0	0.00%	61	5	1			N	9		\$100.00
	Exc Award (06/30/2017, 06/30/2018, 06/30/2019)																
115501	SATSUMA	11/11/2011	Active	21	1	4	-3	-12.50%	26	9	1			N	M,SC	10	\$500.00
	Exc Award (06/30/2017)																
12387	SELMA	09/25/1947	Active	13	1	0	1	8.33%	12		7		9	M,VP,SC	24+		
12389	THOMASVILLE	11/21/1967	Active	9	0	1	-1	-10.00%	12	34	7			N	M,SC	1	\$873.00
138092	Troy	05/13/2019	Active	2	0	0	0	0.00%	6		9	1	None	P,S,T,M,VP SC	24+		\$50.00
12391	YORK	08/01/1939	Active	28	0	1	-1	-3.45%	29	1	3			N	M	5	\$90.00
	Exc Award (06/30/2023)																

Clubs Cancelled Previous Fiscal Year – Clubs Cancelled within last 12 months may be reinstated

Club Number	Club Name	Charter Date	Current Status*	Cancellation Date
155015	North Selma	09/18/2023	Cancelled(8*)	06/29/2024

Current Total Clubs Count	YTD New Clubs Count	YTD Cancelled Clubs Count	YTD Net Club Gain	Current Total Members Count	YTD Add	YTD Drop	YTD Net Growth	YTD Net Growth %	Member Count 12 Months Ago	Average Member Count Per Club	% of Clubs with less than 20 members	% No MMR in 3 Months	% No Officer Report in 12 Months	% of Clubs with balance 90+ days	Number of Clubs in Status Quo	% Status Quo Clubs in Financial Suspension	Number of Cancelled Clubs	Average Cancelled Club Age	Members Lost Due to Cancellation	% of Clubs Cancelled for Non-Financial Reasons
38	0	0	0	934	67	58	9	0.97%	939	25	47%	58%	5%	13%	0	0%	0	0	0	0%

* - P - Priority Club. Cancellation Reasons: 1-Objectives/conduct, 2-Non-active club, 5-Non-existing club, 6-Disbanding, 7-Merger, 8-Financial Suspension, 9-District/Multiple District Dues.

** - Abbreviation: P-President, S-Secretary, T-Treasurer, M-Member Chairperson, VP-First Vice President, MC-Communications Chairperson, SC-Service Chairperson

*** - Abbreviation: N/R - Never reported using the Lions Clubs website, N/A - Not applicable, No password registered for the Lions Clubs website.

**** - Abbreviation: N - New, IP - Immediate Past, R - Repeat.



Club Health Assessment for District 35 L through March 2025

			Status	Membership							Reports					Finance		LCIF
Club Number	Club Name	Charter Date		Current Member Count	YTD Members Added	YTD Members Dropped	YTD Net Growth	YTD Net Growth%	Member Count 12 Months Ago	Avg. length of service for dropped members	Months Since Last MMR ***	Yrs. Since Last Officer Report	President Rotation	Vice President Reported ****	Months Since Last Activity Report ***	Account Balance	Donations for current Fiscal Year	
			Number of times on status quo within last two years	If below 15 members appears				If net loss is greater than 20% appears			If no report in 3 months appears in	When more than one year appears in	Number of repeat terms	Notes the officers that do not have an active	If no report at 12 months appears in red			
Clubs less than two years old																		
154387	Dunnellon 2	06/16/2023	Active	15	0	0	0	0.00%	17		1		3	R	SC	0	\$200.00	
178824	Keystone Melrose Lake Region	10/17/2024	Active	12	20	8	12	100.00%	0	0	3				M,VP,SC	N/R	\$200.00	
153128	Lynn Haven 2	06/14/2023	Active	6	0	4	-4	-40.00%	20	2	3		3		M,VP,SC	2	\$214.00	
154002	Marianna Leaping Lions	05/22/2023	Cancelled(8*)	0	0	5	-5	-100.00%	4	1	3		None		P,S,T,M,VP SC	14	90+ Days \$4.00	
Clubs more than two years old																		
12470	ALACHUA	01/04/1940	Active	38	0	0	0	0.00%	38		2			N	M,VP,SC	2	\$804.00	
Exc Award (06/30/2017, 06/30/2021)																		
142554	Calhoun-Liberty	08/13/2020	P- Active	10	2	4	-2	-16.67%	9	2	1		3	R	M,SC	1	\$204.00	
12474	CALLAHAN	12/05/1946	Active	21	0	3	-3	-12.50%	22	2	0		4		P,M,VP,SC	0	\$204.00	
12475	CEDAR KEY	04/23/1968	Active	29	1	2	-1	-3.33%	29	8	8		6	N		24+	\$204.00	
12432	CENTURY	08/31/1944	Active(1)	10	0	0	0	0.00%	10		0		None		P,S,T,M,VP SC	3	90+ Days \$204.00	
12433	CHATTAHOOCHEE	12/29/1944	Active(1)	11	3	5	-2	-15.38%	13	7	1		10	R	M,SC	2	\$204.00	
145744	Chipley Falling Waters	04/12/2021	Active	11	5	1	4	57.14%	5	0	1				M,VP,SC	4	\$354.00	
90291	CRAWFORDVILLE	12/05/2005	Active(2)	16	0	1	-1	-5.88%	17	19	2		2	R	M,VP,SC	24+	90+ Days \$204.00	
50749	CRESTVIEW	06/27/1990	Active	15	2	0	2	15.38%	14		3			N		2	90+ Days \$250.00	
137474	DeFuniak Springs	02/22/2019	Active(3)	8	0	0	0	0.00%	8		3	1	None		P,S,T,M,VP SC	24+	90+ Days \$204.00	
109828	FLEMING ISLAND	12/06/2010	Active	8	2	0	2	33.33%	6		2			N	SC	0	\$404.00	
12440	FORT WALTON BEACH	11/03/1949	Active	13	1	1	0	0.00%	14	1	1		2	R	T,SC	3	\$1,304.00	
Exc Award (06/30/2018, 06/30/2024)																		
12441	FORT WALTON BEACH SONIC CITY	03/09/1964	Active	7	0	1	-1	-12.50%	8	5	1		2	R	M,SC	1	\$304.00	
12480	GAINESVILLE	03/10/1944	Active	14	1	2	-1	-6.67%	17	19	0		7	R	M,SC	0	\$279.00	
12482	GAINESVILLE UNIVERSITY CITY	03/20/1961	Active	4	0	0	0	0.00%	4		11		4	R	M,SC	24+	\$204.00	
12443	GRACEVILLE	11/17/1937	Active	22	4	1	3	15.79%	23	2	2			N	M,SC	3	\$204.00	
Exc Award (06/30/2023)																		



Club Health Assessment for District 35 L through March 2025

Club Number	Club Name	Charter Date	Status	Membership							Reports					Finance	LCIF
				Current Member Count	YTD Members Added	YTD Members Dropped	YTD Net Growth	YTD Net Growth%	Member Count 12 Months Ago	Avg. length of service for dropped members	Months Since Last MMR ***	Yrs. Since Last Officer Report	President Rotation	Vice President Reported ****	Months Since Last Activity Report ***	Account Balance	Donations for current Fiscal Year
			Number of times on status quo within last two years	If below 15 members appears				If net loss is greater than 20% appears			If no report in 3 months appears	When more than one year appears in	Number of repeat terms	Notes the officers that do not have an active	If no report at 12 months red		
12486	HIGH SPRINGS	03/07/1947	Active	63	5	3	2	3.28%	65	7	0		3	N	SC	0	\$454.00
12488	INTERLACHEN	04/30/1968	Active(1)	10	1	1	0	0.00%	10	10	0		2	N	T,M,VP,SC	1	90+ Days \$200.00
12471	JACKSONVILLE ARLINGTON	12/15/1948	Active	47	3	1	2	4.44%	49	48	4			N	M	1	\$204.00
12489	JACKSONVILLE BEACHES	04/06/1938	Active(1)	42	3	1	2	5.00%	42	8	2		2		M,VP,SC	0	\$404.00
141472	Jacksonville River City	04/20/2020	Active	27	6	9	-3	-10.00%	31	1	0			N	SC	3	\$2,204.00
	Exc Award (06/30/2023)																
12493	JACKSONVILLE RIVERSIDE/ARGYLE WEST	03/31/1945	Active	13	0	2	-2	-13.33%	15	3	1				M,VP,SC	0	\$204.00
151395	Jax Lions Quest of 35-L Cyber	06/21/2022	Active	8	0	0	0	0.00%	8		5		2		VP	24+	90+ Days \$204.00
105610	JEFFERSON COUNTY	06/01/2009	Active	8	0	2	-2	-20.00%	9	1	1		4	R	M,SC	2	\$204.00
12498	LAKE CITY	12/09/1946	Active	9	0	3	-3	-25.00%	15	16	0				M,VP,SC	0	\$204.00
12500	LIVE OAK	04/27/1950	Active	21	0	2	-2	-8.70%	23	5	2		2	R	M,SC	24+	\$204.00
12501	MACCLENNY	04/22/1935	Active(1)	25	7	0	7	38.89%	17		1				T,M,VP,SC	4	90+ Days \$204.00
12448	MADISON	12/18/1942	Active(1)	25	2	8	-6	-19.35%	30	4	0			N	M,SC	4	\$1,204.00
12539	MCINTOSH	12/12/1949	Active	24	4	2	2	9.09%	20	9	1		2	N	SC	0	\$204.00
97150	MIDDLEBURG BLACK CREEK	05/23/2006	Active	12	0	2	-2	-14.29%	16	1	2			IP		0	\$304.00
	Exc Award (06/30/2018, 06/30/2020)																
12502	NEWBERRY	03/25/1943	Active	18	0	5	-5	-21.74%	24	8	3		2	R		13	\$2,204.00
	Exc Award (06/30/2017)																
12453	NICEVILLE VALPARAISO	11/21/1950	Active	5	0	0	0	0.00%	5		13	1	None		P,S,T,M,VP SC SC	14	90+ Days \$204.00
12543	OCALA	03/19/1926	Active	73	7	4	3	4.29%	76	19	1			N		3	\$2,754.00
	Exc Award (06/30/2016)																
102328	OCALA 200	06/03/2008	Active	23	2	7	-5	-17.86%	52	3	0			N		1	\$2,114.00
	Exc Award (06/30/2017, 06/30/2021, 06/30/2022)																
12544	OCALA FORT KING BREAKFAST	09/25/1963	Active	24	5	6	-1	-4.00%	26	5	0		2	R	SC	0	\$429.00
47383	OCALA ON TOP OF THE WORLD	05/28/1987	Active	27	6	0	6	28.57%	33		1		3	N	SC	2	\$5,054.00
	Exc Award (06/30/2023)																



Club Health Assessment for District 35 L through March 2025

Club Number	Club Name	Charter Date	Status	Membership							Reports					Finance	LCIF
				Current Member Count	YTD Members Added	YTD Members Dropped	YTD Net Growth	YTD Net Growth%	Member Count 12 Months Ago	Avg. length of service for dropped members	Months Since Last MMR ***	Yrs. Since Last Officer Report	President Rotation	Vice President Reported ****	Months Since Last Activity Report ***	Account Balance	Donations for current Fiscal Year
			Number of times on status quo within last two years	If below 15 members appears				If net loss is greater than 20% appears			If no report in 3 months appears	When more than one year appears in	Number of repeat terms	Notes the officers that do not have an active	If no report at 12 months appears in red		
12503	ORANGE PARK Exc Award (06/30/2024)	07/14/1948	Active	22	6	2	4	22.22%	21	1	0			IP M	0		\$571.00
104774	PALATKA NEW VISION Exc Award (06/30/2021)	02/17/2009	Active	11	9	8	1	10.00%	11	10	1		None	P,M,VP,SC	1		\$204.00
12454	PANAMA CITY	04/29/1935	Active	12	0	2	-2	-14.29%	14	2	3		N	M,SC	3		\$204.00
12458	PENSACOLA	12/16/1927	Active	34	6	6	0	0.00%	36	12	0		N	SC	3		\$1,454.00
12461	PORT ST JOE	02/25/1955	Active(2)	53	52	47	5	10.42%	48	14	1			M,VP,SC	0		\$1,204.00
35728	QUINCY	06/16/1978	Active	12	1	0	1	9.09%	13		4		4	T,M,VP,SC	1	90+ Days	\$204.00
12560	SILVER SPRINGS	12/16/1958	Active(1)	6	6	0	6	100.00%	7		4		5	M,VP,SC	0		\$204.00
12463	SOPCHOPPY	09/08/1952	Active	17	1	3	-2	-10.53%	18	10	0		2	M,VP,SC	2		\$1,204.00
146819	South Putnam	06/17/2021	Active	14	0	3	-3	-17.65%	16	7	0			M,VP	0		\$204.00
12506	ST AUGUSTINE	11/14/1946	Active	29	1	2	-1	-3.33%	35	1	2		N	SC	1		\$1,470.00
12465	TALLAHASSEE	02/20/1929	Active	35	8	7	1	2.94%	26	3	1			VP,SC	4		\$204.00
82989	TURKEY CREEK Exc Award (06/30/2016, 06/30/2018, 06/30/20)	06/30/2004	Active	14	1	2	-1	-6.67%	18	1	2			M,VP,SC	0		\$329.00
145612	Williston Youth	03/25/2021	Active	9	0	0	0	0.00%	14		7		5	R M,SC	24+		\$204.00
148131	Yulee Nassau County	08/31/2021	Active	28	0	0	0	0.00%	30		10		2	N P,M,SC	3		\$204.00

Clubs Cancelled Previous Fiscal Year – Clubs Cancelled within last 12 months may be reinstated

Club Number	Club Name	Charter Date	Current Status*	Cancellation Date
88994	BELVIEW NOON	07/25/2005	Cancelled(8*)	06/29/2024
122285	Crescent City	05/29/2014	Cancelled(8*)	08/29/2023
12492	JACKSONVILLE NORTHSIDE	05/12/1970	Cancelled(8*)	12/29/2023
151393	Lake Butler	09/02/2022	Cancelled(6*)	07/29/2023
152272	Pace	09/14/2022	Cancelled(8*)	06/29/2024
145600	University of Florida Campus	04/13/2021	Cancelled(6*)	07/29/2023



Club Health Assessment for District 35 L through March 2025

				Status		Membership							Reports					Finance		LCIF	
Club Number	Club Name	Charter Date			Current Member Count	YTD Members Added	YTD Members Dropped	YTD Net Growth	YTD Net Growth%	Member Count 12 Months Ago	Avg. length of service for dropped members	Months Since Last MMR ***	Yrs. Since Last Officer Report	President Rotation	Vice President Reported ****	Months Since Last Activity Report ***	Account Balance	Donations for current Fiscal Year			
					Number of times on status quo within last two years	If below 15 members appears			If net loss is greater than 20% appears			If no report in 3 months appears in	When more than one year appears in	Number of repeat terms	Notes the officers that do not have an active	If no report at 12 months appears in red					
Current Total Clubs Count	YTD New Clubs Count	YTD Cancelled Clubs Count	YTD Net Club Gain	Current Total Members Count	YTD Add	YTD Drop	YTD Net Growth	YTD Net Growth %	Member Count 12 Months Ago	Average Member Count Per Club	% of Clubs with less than 20 members	% No MMR in 3 Months	% No Officer Report in 12 Months	% of Clubs with balance 90+ days	Number of Clubs in Status Quo	% Status Quo Clubs in Financial Suspension	Number of Cancelled Clubs	Average Cancelled Club Age	Members Lost Due to Cancellation	% of Clubs Cancelled for Non-Financial Reasons	
53	1	1	0	1,070	183	178	5	0.47%	1,151	20	58%	28%	4%	17%	0	0%	1	88	5	-400%	

* - P - Priority Club. Cancellation Reasons: 1-Objectives/conduct, 2-Non-active club, 5-Non-existing club, 6-Disbanding, 7-Merger, 8-Financial Suspension, 9-District/Multiple District Dues.

** - Abbreviation: P-President, S-Secretary, T-Treasurer, M-Member Chairperson, VP-First Vice President, MC-Communications Chairperson, SC-Service Chairperson

*** - Abbreviation: N/R - Never reported using the Lions Clubs website, N/A - Not applicable, No password registered for the Lions Clubs website.

**** - Abbreviation: N - New, IP - Immediate Past, R - Repeat.



Club Health Assessment for District 35 I through March 2025

			Status	Membership							Reports					Finance		LCIF
Club Number	Club Name	Charter Date		Current Member Count	YTD Members Added	YTD Members Dropped	YTD Net Growth	YTD Net Growth%	Member Count 12 Months Ago	Avg. length of service for dropped members	Months Since Last MMR ***	Yrs. Since Last Officer Report	President Rotation	Vice President Reported ****	Months Since Last Activity Report ***	Account Balance	Donations for current Fiscal Year	
			Number of times on status quo within last two years	If below 15 members appears					If net loss is greater than 20% appears			If no report in 3 months appears in	When more than one year appears in	Number of repeat terms	Notes the officers that do not have an active	If no report at 12 months appears in red		
Clubs more than two years old																		
130732	Arcadia Centennial	04/21/2017	Active	25	3	0	3	13.64%	23		0			R SC	5		\$100.00	
12666	BONITA SPRINGS	04/16/1962	Active	81	3	3	0	0.00%	95	5	0		2	N SC	2			
Exc Award (06/30/2018, 06/30/2022)																		
12622	BRADENTON	04/14/1947	Active	25	2	2	0	0.00%	31	2	2			N	0		\$150.00	
Exc Award (06/30/2017, 06/30/2018, 06/30/20)																		
12568	BRANDON	05/11/1954	Active	27	0	0	0	0.00%	28		6		3	N	0		\$315.00	
12624	CAPE CORAL	08/02/1962	Active	15	4	0	4	36.36%	11		5		3	VP,SC	0			
Exc Award (06/30/2024)																		
12571	CLEARWATER	07/21/1931	Active	27	5	3	2	8.00%	26	13	5		2	N	0		\$2,000.00	
Exc Award (06/30/2024)																		
101537	DADE CITY HISPANIC AMERICAN	03/06/2008	Active	10	0	1	-1	-9.09%	11	9	0	1	None	P,S,T,M,VP SC	24+			
12627	ENGLEWOOD	03/24/1952	Active	33	11	0	11	50.00%	22		0			N	0		\$400.00	
Exc Award (06/30/2017, 06/30/2023, 06/30/20)																		
12628	EVERGLADES	11/06/1952	Active	44	2	0	2	4.76%	42		3		4	N SC	9			
Exc Award (06/30/2021, 06/30/2022)																		
149944	Fishhawk	02/21/2022	Active	26	3	2	1	4.00%	25	4	0		4	R M,SC	0		\$220.00	
12630	FORT MYERS	03/07/1935	Active	35	12	8	4	12.90%	42	2	0			IP	0			
Exc Award (06/30/2021, 06/30/2022)																		
12631	FORT MYERS BEACH	12/03/1952	Active	17	0	2	-2	-10.53%	19	7	8		4	R M,VP	1		\$500.00	
Exc Award (06/30/2017)																		
12634	FROSTPROOF	04/16/1952	Active	12	0	0	0	0.00%	13		5		8	R M,SC	24+			
12580	GULFPORT	06/02/1948	Active	38	7	15	-8	-17.39%	46	9	1			N	0			
31337	HUDSON BAYONET POINT	11/17/1975	Active	14	2	1	1	7.69%	15	2	0			R M,SC	1		\$150.00	
Exc Award (06/30/2020)																		
12643	LAKE PLACID	01/25/1950	Active	13	0	1	-1	-7.14%	16	22	2		2	N	0		\$200.00	
Exc Award (06/30/2018, 06/30/2019, 06/30/20)																		
12644	LAKE WALES	05/06/1949	Active	10	2	0	2	25.00%	8		6		2	N M,SC	15	90+ Days		



Club Health Assessment for District 35 I through March 2025

			Status	Membership							Reports					Finance	LCIF
Club Number	Club Name	Charter Date		Current Member Count	YTD Members Added	YTD Members Dropped	YTD Net Growth	YTD Net Growth%	Member Count 12 Months Ago	Avg. length of service for dropped members	Months Since Last MMR ***	Yrs. Since Last Officer Report	President Rotation	Vice President Reported ****	Months Since Last Activity Report ***	Account Balance	Donations for current Fiscal Year
			Number of times on status quo within last two years	If below 15 members appears				If net loss is greater than 20% appears			If no report in 3 months appears in	When more than one year appears in	Number of repeat terms	Notes the officers that do not have an active	If no report at 12 months appears in red		
12584	LARGO	01/08/1957	Active	31	3	3	0	0.00%	31	1	3		2	N	1		\$300.50
	Exc Award (06/30/2024)																
47517	LUTZ LAND O LAKES LLLL	06/22/1987	Active	11	1	1	0	0.00%	11	39	1		2	M,VP,SC	24+		
	Exc Award (06/30/2017, 06/30/2019)																
12649	NAPLES	10/25/1938	Active	82	22	11	11	15.49%	71	3	0		2	R	0		\$700.00
	Exc Award (06/30/2018, 06/30/2019, 06/30/2020)																
96672	NORTH FORT MYERS NOON	03/17/2006	Active	21	6	3	3	16.67%	20	11	2			M,VP	1	90+ Days	
	Exc Award (06/30/2020)																
12652	NORTH PORT	11/23/1969	Active(1)	10	0	1	-1	-9.09%	13	54	2	1	None	P,S,T,M,VP SC	24+	90+ Days	
	Exc Award (06/30/2016, 06/30/2017)																
46705	PALM HARBOR #II	12/02/1986	Active(1)	19	0	0	0	0.00%	20		2			M,VP,SC	12		
12592	PLANT CITY	04/04/1929	Active	21	1	2	-1	-4.55%	24	16	4			IP SC	17		
	Exc Award (06/30/2018)																
131286	Port Charlotte Centennial	06/13/2017	Active	15	2	1	1	7.14%	14	7	3		2	N	0		\$150.00
	Exc Award (06/30/2020, 06/30/2021, 06/30/2022)																
12656	PUNTA GORDA	11/15/1966	Active	28	0	3	-3	-9.68%	33	22	4			N M,SC	1		\$1,000.00
	Exc Award (06/30/2017, 06/30/2020, 06/30/2022)																
12594	SAFETY HARBOR	04/03/1950	Active	15	0	5	-5	-25.00%	20	10	4			N	3		
	Exc Award (06/30/2020, 06/30/2024)																
12659	SANIBEL CAPTIVA ISLAND	08/23/1967	Active	14	0	3	-3	-17.65%	17	16	2		2	R	1		
12662	SARASOTA	12/18/1957	Active	15	1	0	1	7.14%	13		2			R M,SC	2		\$50.00
	Exc Award (06/30/2017)																
12664	SEBRING BREAKFAST	06/05/1973	Active	14	0	1	-1	-6.67%	16	0	7		3	R	24+		\$100.00
	Exc Award (06/30/2021)																
12595	ST PETERSBURG	02/06/1925	Active	68	1	1	0	0.00%	75	3	1		2	R SC	1		\$1,000.00
	Exc Award (06/30/2017, 06/30/2019, 06/30/2020)																
44830	SUN CITY CENTER/SOUTH SHORE	04/15/1985	Active	36	5	3	2	5.88%	31	7	0			N SC	0		\$3,550.00
	Exc Award (06/30/2017, 06/30/2023, 06/30/2024)																



Club Health Assessment for District 35 I through March 2025

			Status	Membership							Reports					Finance	LCIF	
Club Number	Club Name	Charter Date		Current Member Count	YTD Members Added	YTD Members Dropped	YTD Net Growth	YTD Net Growth%	Member Count 12 Months Ago	Avg. length of service for dropped members	Months Since Last MMR ***	Yrs. Since Last Officer Report	President Rotation	Vice President Reported ****	Months Since Last Activity Report ***	Account Balance	Donations for current Fiscal Year	
			Number of times on status quo within last two years	If below 15 members appears				If net loss is greater than 20% appears			If no report in 3 months appears in	When more than one year appears in	Number of repeat terms	Notes the officers that do not have an active	If no report at 12 months appears in red			
12604	TAMPA DOWNTOWN	02/19/1924	Active	26	0	0	0	0.00%	22		8		3	R	M,SC	24+	90+ Days	\$985.51
	Exc Award (06/30/2017)																	
121885	Tampa North	04/18/2014	Active	20	0	0	0	0.00%	20		20	1	None		P,S,T,M,VP SC	24+	90+ Days	
12669	VENICE	06/10/1947	Active	63	0	3	-3	-4.55%	67	10	0			N	SC	0		
	Exc Award (06/30/2016, 06/30/2017, 06/30/20																	
12671	WAUCHULA	08/12/1927	Active(1)	27	0	0	0	0.00%	27		3			N	S,M,VP,SC	13		\$2,450.00
117162	WESLEY CHAPEL LIONS	06/13/2012	Active	15	0	0	0	0.00%	21		5		2	R		0		
	Exc Award (06/30/2016, 06/30/2018, 06/30/20																	
12616	ZEPHYRHILLS	03/18/1943	Active	49	17	5	12	32.43%	47	5	0			R		0		
	Exc Award (06/30/2016, 06/30/2017, 06/30/20																	

Clubs Cancelled Previous Fiscal Year – Clubs Cancelled within last 12 months may be reinstated

Club Number	Club Name	Charter Date	Current Status*	Cancellation Date
128945	BONITA SPRINGS COMMUNITY	09/22/2016	Cancelled(8*)	06/29/2024
12599	SEMINOLE	10/26/1965	Cancelled(6*)	07/29/2023
12612	TAMPA YBOR CITY	02/27/1951	Cancelled(8*)	12/29/2023

Current Total Clubs Count	YTD New Clubs Count	YTD Cancelled Clubs Count	YTD Net Club Gain	Current Total Members Count	YTD Add	YTD Drop	YTD Net Growth	YTD Net Growth %	Member Count 12 Months Ago	Average Member Count Per Club	% of Clubs with less than 20 members	% No MMR in 3 Months	% No Officer Report in 12 Months	% of Clubs with balance 90+ days	Number of Clubs in Status Quo	% Status Quo Clubs in Financial Suspension	Number of Cancelled Clubs	Average Cancelled Club Age	Members Lost Due to Cancellation	% of Clubs Cancelled for Non-Financial Reasons
38	0	0	0	1,052	115	84	31	3.04%	1,086	28	42%	45%	8%	13%	0	0%	0	0	0	0%

* - P - Priority Club. Cancellation Reasons: 1-Objectives/conduct, 2-Non-active club, 5-Non-existing club, 6-Disbanding, 7-Merger, 8-Financial Suspension, 9-District/Multiple District Dues.

** - Abbreviation: P-President, S-Secretary, T-Treasurer, M-Member Chairperson, VP-First Vice President, MC-Communications Chairperson, SC-Service Chairperson

*** - Abbreviation: N/R - Never reported using the Lions Clubs website, N/A - Not applicable, No password registered for the Lions Clubs website.

**** - Abbreviation: N - New, IP - Immediate Past, R - Repeat.



Club Health Assessment for District 35 O through March 2025

			Status	Membership							Reports					Finance		LCIF
Club Number	Club Name	Charter Date		Current Member Count	YTD Members Added	YTD Members Dropped	YTD Net Growth	YTD Net Growth%	Member Count 12 Months Ago	Avg. length of service for dropped members	Months Since Last MMR ***	Yrs. Since Last Officer Report	President Rotation	Vice President Reported ****	Months Since Last Activity Report ***	Account Balance	Donations for current Fiscal Year	
			Number of times on status quo within last two years	If below 15 members appears				If net loss is greater than 20% appears			If no report in 3 months appears in	When more than one year appears in	Number of repeat terms	Notes the officers that do not have an active	If no report at 12 months red			
Clubs more than two years old																		
123529	Auburndale/Polk County	11/17/2014	Active	29	2	1	1	3.57%	30	2	3		2	N	0		\$400.00	
12567	BEVERLY HILLS	09/05/1967	Active	24	11	2	9	60.00%	14	4	1			M,VP,SC	0			
12516	CLERMONT MINNEOLA L C	03/29/1949	Active	10	0	1	-1	-9.09%	21	1	3			S,M,VP,SC	24+		\$2,000.00	
	Exc Award (06/30/2020)																	
12575	CRYSTAL RIVER	03/04/1953	Active	12	0	0	0	0.00%	12		18		8	R	VP,SC	24+		
58391	CRYSTAL RIVER KINGS BAY	06/07/1996	Active	17	5	0	5	41.67%	13		1		5	R	M,VP	0	\$850.00	
	Exc Award (06/30/2018, 06/30/2019, 06/30/20)																	
12625	CYPRESS GARDENS	12/15/1967	Active	12	0	0	0	0.00%	11		9		4	R	VP,SC	2	\$550.00	
39038	DAVENPORT	11/28/1980	Active	19	3	1	2	11.76%	18	16	2			IP	1		\$80.00	
	Exc Award (06/30/2016)																	
128843	Daytona Halifax Area	09/06/2016	Active	13	5	2	3	30.00%	9	10	0		2	R	M,VP,SC	1	90+ Days \$1,000.00	
	Exc Award (06/30/2024)																	
12522	DELAND	04/10/1939	Active(2)	5	0	0	0	0.00%	5		7		None	P,S,M,VP,SC	24+	90+ Days		
152836	Eastport	11/03/2022	Active	55	16	5	11	25.00%	49	1	0		3	N	SC	0	\$650.00	
	Exc Award (06/30/2023, 06/30/2024)																	
12578	FLORAL CITY	06/16/1953	Active	12	0	3	-3	-20.00%	17	22	4		3	R	M,SC	0		
12530	FRUITLAND PARK	08/19/1954	Active	20	0	3	-3	-13.04%	23	4	7			N	M,SC	0		
	Exc Award (06/30/2022)																	
29796	HIGH POINT	09/30/1974	Active	33	4	7	-3	-8.33%	38	11	3			N	SC	2	\$2,875.00	
	Exc Award (06/30/2018)																	
12582	HOMOSASSA	04/30/1970	Active	68	5	9	-4	-5.56%	76	7	0			R		0	\$5,400.00	
	Exc Award (06/30/2016, 06/30/2017, 06/30/20)																	
12487	INGLIS YANKEETOWN	05/24/1971	Active	18	4	5	-1	-5.26%	25	11	2		2	R	SC	3		
	Exc Award (06/30/2018, 06/30/2023)																	
31924	INVERNESS	03/30/1976	Active	17	2	4	-2	-10.53%	20	13	1			N		0		
12637	KATHLEEN	03/12/1953	Active	40	3	8	-5	-11.11%	45	5	0			IP	SC	5		
12533	KISSIMMEE	03/21/1939	Active	23	0	0	0	0.00%	23		0	1	None	P,S,T,M,VP SC	15	90+ Days		




Club Health Assessment for District 35 O through March 2025

			Status	Membership							Reports					Finance		LCIF
Club Number	Club Name	Charter Date		Current Member Count	YTD Members Added	YTD Members Dropped	YTD Net Growth	YTD Net Growth%	Member Count 12 Months Ago	Avg. length of service for dropped members	Months Since Last MMR ***	Yrs. Since Last Officer Report	President Rotation	Vice President Reported ****	Months Since Last Activity Report ***	Account Balance	Donations for current Fiscal Year	
			Number of times on status quo within last two years	If below 15 members appears					If net loss is greater than 20% appears			If no report in 3 months appears in	When more than one year appears in	Number of repeat terms	Notes the officers that do not have an active	If no report at 12 months appears in red		
Exc Award (06/30/2017)																		
47000	LADY LK ORANGE BLOSSOM GARDENS	03/02/1987	Active	100	22	29	-7	-6.54%	94	10	0		2	R	0		\$466.15	
Exc Award (06/30/2019, 06/30/2022)																		
12639	LAKE ALFRED	10/30/1945	Active	36	13	4	9	33.33%	27	14	0			N	0		\$1,200.00	
Exc Award (06/30/2016, 06/30/2018)																		
100760	LAKE SUMTER	12/06/2007	Active	67	1	3	-2	-2.90%	74	5	3			N	M,SC	0	\$1,050.00	
Exc Award (06/30/2017, 06/30/2020, 06/30/20)																		
32727	LAKELAND NORTH LAKELAND	09/07/1976	Active	27	0	1	-1	-3.57%	28	14	0		4	R	P,M,SC	1		
12537	LOCKHART	09/30/1954	Active	12	0	0	0	0.00%	13		9	1	None		P,S,T,M,VP SC	N/R	90+ Days	
12540	MOUNT DORA	03/03/1939	Active	23	4	3	1	4.55%	24	3	0			N	M,SC	6		
Exc Award (06/30/2020)																		
12541	NEW SMYRNA BEACH	01/27/1947	Active	3	0	0	0	0.00%	3		12		5		T,M,VP,SC	0	\$155.00	
12545	OCOEE	11/15/1948	Active(1)	23	3	0	3	15.00%	18		1		4	N	M	1		
12546	ORANGE CITY	11/11/1953	Active	7	0	6	-6	-46.15%	13	13	1		2		T,M,VP,SC	24+	90+ Days	
12549	ORLANDO COLLEGE PARK	04/20/1950	Active	13	0	0	0	0.00%	17		9		3		P,M,VP,SC	0		
61974	ORLANDO HISPANIC	05/20/1999	Cancelled(6*)	0	0	13	-13	-100.00%	25	12	0		None		P,S,T,M,VP SC	19		
Exc Award (06/30/2019)																		
144012	Orlando International Film Festival	12/17/2020	Active	15	0	0	0	0.00%	15		33	1	None		P,S,T,M,VP SC	13	90+ Days	
130755	Orlando Knights Lions	04/27/2017	Active(1)	7	0	0	0	0.00%	7		13		None		P,S,T,M,VP SC	18	90+ Days	
12552	ORMOND BEACH	10/26/1954	Active	18	5	2	3	20.00%	23	32	0		2	R	S,SC	1		
Exc Award (06/30/2016, 06/30/2017, 06/30/20)																		
84490	ORMOND BY THE SEA	12/03/2004	Active	38	1	4	-3	-7.32%	40	7	2			IP	M,SC	0	\$1,675.00	
Exc Award (06/30/2017, 06/30/2018, 06/30/20)																		
63021	OVIDO-WINTER SPRINGS L C	04/12/2000	Active	44	5	1	4	10.00%	35	0	0		2	N	SC	3	\$4,070.00	
Exc Award (06/30/2017, 06/30/2018, 06/30/20)																		
87965	PALM BAY PROGRESSIVE	05/03/2005	Active	6	0	0	0	0.00%	9		9		4		M,VP,SC	13		
12554	PALM COAST	11/06/1973	Active	26	4	1	3	13.04%	22	1	0			R		0	\$700.00	



Club Health Assessment for District 35 O through March 2025

			Status	Membership						Reports					Finance		LCIF	
Club Number	Club Name	Charter Date		Current Member Count	YTD Members Added	YTD Members Dropped	YTD Net Growth	YTD Net Growth%	Member Count 12 Months Ago	Avg. length of service for dropped members	Months Since Last MMR ***	Yrs. Since Last Officer Report	President Rotation	Vice President Reported ****	Months Since Last Activity Report ***	Account Balance	Donations for current Fiscal Year	
			Number of times on status quo within last two years	If below 15 members appears			If net loss is greater than 20% appears				If no report in 3 months appears in	When more than one year appears in	Number of repeat terms	Notes the officers that do not have an active		If no report at 12 months appears in red		
Exc Award (06/30/2022, 06/30/2023, 06/30/2024)																		
12555	PIERSON	01/17/1950	Active	40	8	0	8	25.00%	31		1		5	R	SC	18		
Exc Award (06/30/2020)																		
53155	PONCE INLET	05/28/1992	Active(1)	27	2	3	-1	-3.57%	28	13	3		7		M,VP,SC	0		
12709	ROCKLEDGE	12/08/1968	Active	9	0	0	0	0.00%	9		9		7	R		22		
Exc Award (06/30/2018)																		
12711	SATELLITE BEACH	03/29/1960	Active	50	3	3	0	0.00%	53	10	3			N	SC	1		\$900.00
Exc Award (06/30/2016, 06/30/2017, 06/30/2024)																		
35548	SOUTH DAYTONA	05/02/1978	Active	33	2	2	0	0.00%	31	2	2		6	R	SC	0		
Exc Award (06/30/2019, 06/30/2024)																		
133516	Spring Hill Nature Coast	12/21/2017	Active	10	0	0	0	0.00%	10		14			N	M	7		
12562	TAVARES	08/19/1955	Active	28	0	6	-6	-17.65%	35	7	3			N	SC	17		
63534	VIERA	08/21/2000	Active	19	0	2	-2	-9.52%	21	8	0		5		VP,SC	6		
Exc Award (06/30/2022)																		
103531	VOLUSIA COUNTY	09/04/2008	Active	6	0	0	0	0.00%	6		13	2	None		P,S,T,M,VP SC	6	90+ Days	
152158	West Volusia Action Team	10/17/2022	Active(1)	9	0	0	0	0.00%	6		7		2	R	S,M,SC	22	90+ Days	
46925	WILDWOOD SUMTER COUNTY 44	02/03/1987	Active	21	0	3	-3	-12.50%	24	17	3		11		P,T,M,VP,SC	12		

Clubs Cancelled Previous Fiscal Year – Clubs Cancelled within last 12 months may be reinstated

Club Number	Club Name	Charter Date	Current Status*	Cancellation Date
12523	DE LEON SPRINGS	11/22/1955	Cancelled(8*)	12/29/2023
12641	LAKELAND DIXIELAND	10/20/1955	Cancelled(7*)	10/29/2023

Current Total Clubs Count	YTD New Clubs Count	YTD Cancelled Clubs Count	YTD Net Club Gain	Current Total Members Count	YTD Add	YTD Drop	YTD Net Growth	YTD Net Growth %	Member Count 12 Months Ago	Average Member Count Per Club	% of Clubs with less than 20 members	% No MMR in 3 Months	% No Officer Report in 12 Months	% of Clubs with balance 90+ days	Number of Clubs in Status Quo	% Status Quo Clubs in Financial Suspension	Number of Cancelled Clubs	Average Cancelled Club Age	Members Lost Due to Cancellation	% of Clubs Cancelled for Non-Financial Reasons
46	0	1	-1	1,144	133	137	-4	-0.35%	1,190	25	50%	50%	9%	20%	0	0%	1	162	13	0%



Club Health Assessment for District 35 O through March 2025

			Status	Membership						Reports					Finance	LCIF	
Club Number	Club Name	Charter Date		Current Member Count	YTD Members Added	YTD Members Dropped	YTD Net Growth	YTD Net Growth%	Member Count 12 Months Ago	Avg. length of service for dropped members	Months Since Last MMR ***	Yrs. Since Last Officer Report	President Rotation	Vice President Reported ****	Months Since Last Activity Report ***	Account Balance	Donations for current Fiscal Year
			Number of times on status quo within last two years	If below 15 members appears				If net loss is greater than 20% appears			If no report in 3 months appears in	When more than one year appears in	Number of repeat terms	Notes the officers that do not have an active	If no report at 12 months appears in red		

* - P - Priority Club. Cancellation Reasons: 1-Objectives/conduct, 2-Non-active club, 5-Non-existing club, 6-Disbanding, 7-Merger, 8-Financial Suspension, 9-District/Multiple District Dues.
** - Abbreviation: P-President, S-Secretary, T-Treasurer, M-Member Chairperson, VP-First Vice President, MC-Communications Chairperson, SC-Service Chairperson
*** - Abbreviation: N/R - Never reported using the Lions Clubs website, N/A - Not applicable, No password registered for the Lions Clubs website.
**** - Abbreviation: N - New, IP - Immediate Past, R - Repeat.



Club Health Assessment for District 35 N through March 2025

			Status	Membership							Reports					Finance		LCIF
Club Number	Club Name	Charter Date		Current Member Count	YTD Members Added	YTD Members Dropped	YTD Net Growth	YTD Net Growth%	Member Count 12 Months Ago	Avg. length of service for dropped members	Months Since Last MMR ***	Yrs. Since Last Officer Report	President Rotation	Vice President Reported ****	Months Since Last Activity Report ***	Account Balance	Donations for current Fiscal Year	
			Number of times on status quo within last two years	If below 15 members appears				If net loss is greater than 20% appears			If no report in 3 months appears in	When more than one year appears in	Number of repeat terms	Notes the officers that do not have an active	If no report at 12 months appears in red			
Clubs less than two years old																		
171848	Miami Intercontinental	06/19/2024	Active	31	0	0	0	0.00%	0		9		None	P,S,T,M,VP SC	N/R	90+ Days		
156494	Miramar - First Haitian-American	12/04/2023	Active	40	0	0	0	0.00%	40		6		None	P,S,T,M,VP SC	14	90+ Days		
Clubs more than two years old																		
15803	ARUBA	09/23/1947	Active	64	0	0	0	0.00%	66		2			R SC	12		\$1,100.00	
Exc Award (06/30/2022, 06/30/2023, 06/30/2024)																		
131343	Aruba One Happy Island	06/16/2017	Cancelled(8*)	0	0	30	-30	-100.00%	30	8	0		None	P,S,T,M,VP SC	4	90+ Days		
Exc Award (06/30/2018, 06/30/2021, 06/30/2024)																		
12770	AVENTURA-NORTH MIAMI BEACH L C	11/02/1953	Active	19	1	2	-1	-5.00%	19	8	3		3	R S,M,SC	4		\$100.00	
Exc Award (06/30/2018)																		
12674	BOCA RATON	06/16/1947	Active(1)	17	1	6	-5	-22.73%	23	19	0		4	N M,SC	5		\$1,500.00	
15804	BONAIRE	02/02/1962	Active	20	3	2	1	5.26%	19	26	1			N	9			
127823	Broward Centennial	06/09/2016	Active	17	3	2	1	6.25%	18	1	6		3	R VP	0			
12677	CLEWISTON	06/02/1947	Cancelled(8*)	0	0	16	-16	-100.00%	16	23	3	1	None	P,S,T,M,VP SC	12	90+ Days	\$100.00	
118069	CORAL GABLES MERRICK	10/19/2012	Cancelled(6*)	0	1	21	-20	-100.00%	18	4	1		None	P,S,T,M,VP SC	16			
Exc Award (06/30/2021)																		
40424	CORAL WAY COLOMBIAN L C	10/05/1981	Active	16	2	4	-2	-11.11%	19	3	3		None	P,T,M,VP,SC	1			
15805	CURACAO	01/10/1946	Active	48	2	7	-5	-9.43%	53	12	3			R SC	7		\$630.00	
Exc Award (06/30/2023)																		
12732	DANIA BEACH	06/20/1947	Active	62	7	0	7	12.73%	78		0			M,VP,SC	2		\$1,050.00	
12681	DELRAY BEACH	02/07/1939	Active	12	1	1	0	0.00%	15	8	0		5	VP,SC	4			
Exc Award (06/30/2017)																		
12683	FORT LAUDERDALE	03/28/1935	Active	14	0	1	-1	-6.67%	17	40	3		None	P,S,M,VP	0		\$111.00	
Exc Award (06/30/2022)																		
12686	FORT PIERCE	05/23/1947	Active	34	1	0	1	3.03%	33		3		2	R S	1		\$11,550.00	
Exc Award (06/30/2018)																		
12725	FREEMPORT	03/15/1966	Active	37	8	11	-3	-7.50%	40	3	3			N	3	90+ Days		



Club Health Assessment for District 35 N through March 2025

			Status	Membership							Reports					Finance	LCIF
Club Number	Club Name	Charter Date		Current Member Count	YTD Members Added	YTD Members Dropped	YTD Net Growth	YTD Net Growth%	Member Count 12 Months Ago	Avg. length of service for dropped members	Months Since Last MMR ***	Yrs. Since Last Officer Report	President Rotation	Vice President Reported ****	Months Since Last Activity Report ***	Account Balance	Donations for current Fiscal Year
			Number of times on status quo within last two years	If below 15 members appears				If net loss is greater than 20% appears			If no report in 3 months appears in	When more than one year appears in	Number of repeat terms	Notes the officers that do not have an active	If no report at 12 months red		
Exc Award (06/30/2023, 06/30/2024)																	
125092	Freeport Grand Bahamas Lucayan	06/10/2015	Active(1)	15	0	0	0	0.00%	15		12			R	SC	4	90+ Days
59584	HIALEAH PAN AMERICAN	05/23/1997	Active	32	9	4	5	18.52%	28	2	0			R	M,VP,SC	6	
Exc Award (06/30/2023)																	
130759	Hollywood	05/10/2017	Active	22	16	4	12	120.00%	15	0	2		3	N	M,VP,SC	11	
57101	HOLLYWOOD COLOMBIAN-AMERICAN	06/08/1995	Active(1)	14	0	0	0	0.00%	14		7		2	R	T,SC	12	90+ Days
Exc Award (06/30/2017, 06/30/2019)																	
98911	INDIANTOWN	03/26/2007	Active	3	0	0	0	0.00%	3		23	1	None		P,S,T,M,VP SC	17	
12744	KEY BISCAAYNE	09/11/1953	Active	9	1	3	-2	-18.18%	11	28	2			N	M,SC	17	\$2,000.00
12745	KEY LARGO	05/22/1956	Active	4	0	0	0	0.00%	4		25		12	R	S,M,SC	17	
12746	KEY WEST	04/28/1938	Active(2)	19	2	0	2	11.76%	17		0		7	R	P,M,SC	18	
12691	LAKE WORTH	04/17/1925	Active	14	1	2	-1	-6.67%	15	11	2		2	R	VP	1	\$66.00
12749	MIAMI	04/23/1924	Active	18	1	4	-3	-14.29%	20	26	2				M,VP,SC	14	
12752	MIAMI BUENA VISTA-BILTMORE	03/11/1970	Active	27	2	6	-4	-12.90%	30	13	3		2	R	SC	0	\$1,200.00
Exc Award (06/30/2019, 06/30/2024)																	
30261	MIAMI CUBAN	02/27/1975	Active	45	1	3	-2	-4.26%	55	4	0			N		0	90+ Days
Exc Award (06/30/2023)																	
111682	MIAMI DADE INTERAMERICAN	07/20/2011	Active	28	1	0	1	3.70%	30		0		2	R	M	0	\$1,400.00
Exc Award (06/30/2018, 06/30/2023, 06/30/2024)																	
115409	MIAMI FIVE STARS	10/27/2011	Active	27	11	4	7	35.00%	20	3	0				VP	0	\$2,519.36
Exc Award (06/30/2016, 06/30/2020, 06/30/2024)																	
137624	Miami Fontainebleau	03/05/2019	Active(1)	20	1	0	1	5.26%	15		0		3	N	T,M,SC	24+	90+ Days
111706	MIAMI GLOBAL COLOMBIAN	07/26/2011	Active	15	2	0	2	15.38%	13		5		2	R		2	
Exc Award (06/30/2024)																	
64931	MIAMI INTERAMERICAN ECUADOR	01/23/2002	Active	10	2	2	0	0.00%	10	5	3		8	R		0	\$300.00
Exc Award (06/30/2019)																	



Club Health Assessment for District 35 N through March 2025

			Status	Membership							Reports					Finance		LCIF
Club Number	Club Name	Charter Date		Current Member Count	YTD Members Added	YTD Members Dropped	YTD Net Growth	YTD Net Growth%	Member Count 12 Months Ago	Avg. length of service for dropped members	Months Since Last MMR ***	Yrs. Since Last Officer Report	President Rotation	Vice President Reported ****	Months Since Last Activity Report ***	Account Balance	Donations for current Fiscal Year	
			Number of times on status quo within last two years	If below 15 members appears				If net loss is greater than 20% appears			If no report in 3 months appears in	When more than one year appears in	Number of repeat terms	Notes the officers that do not have an active	If no report at 12 months appears in red			
53074	MIAMI KENDALL WEST	05/12/1992	Active	6	0	1	-1	-14.29%	5	25	4		2	T,M,VP,SC	7			
	Exc Award (06/30/2017)																	
138705	Miami Kingdom	06/20/2019	Active(3)	10	0	6	-6	-37.50%	16	4	1		7	S,T,M,VP,SC	19			
12759	MIAMI LAKES	02/25/1964	Active	10	0	1	-1	-9.09%	11	50	2		6	R SC	16		\$3,000.00	
60729	MIAMI LAUTARO CHILEAN	05/07/1998	Cancelled(8*)	0	0	12	-12	-100.00%	12	15	3	1	None	P,S,T,M,VP SC	24+	90+ Days		
44290	MIAMI MANAGUA	10/22/1984	Active	19	4	3	1	5.56%	18	2	0		2	M,VP,SC	0	90+ Days	\$100.00	
124790	Miami Medical	05/08/2015	Active(3)	20	0	0	0	0.00%	20		4		None	P,S,M,VP,SC	15	90+ Days		
107820	MIAMI PERUVIAN	03/16/2010	Active	12	1	0	1	9.09%	16		8		None	P,T,M,VP,SC	17			
12736	MIAMI SPRINGS	03/31/1937	Active	74	3	1	2	2.78%	71	3	2		5	R	3		\$100.00	
	Exc Award (06/30/2018, 06/30/2022, 06/30/20																	
125641	Miami United World	08/18/2015	Active	13	2	2	0	0.00%	13	2	0		7	N T	17		\$110.00	
133326	PEMBROKE PINES WESTON MIRAMAR	12/06/2017	Active	18	6	2	4	28.57%	13	25	1		IP	T,SC	0		\$300.00	
12772	PERRINE CUTLER RIDGE L C	03/31/1954	Active	5	0	0	0	0.00%	5		13		9	VP,SC	N/R	90+ Days		
64896	PORT ST LUCIE DOWNTOWN	01/02/2002	Active	57	11	0	11	23.91%	43		2		R	M,VP,SC	0		\$1,360.00	
	Exc Award (06/30/2024)																	
57281	PORT ST LUCIE WEST	08/01/1995	Active	30	7	4	3	11.11%	27	7	0		N		11		\$1,300.00	
12713	SEBASTIAN	09/06/1958	Active	18	1	0	1	5.88%	16		6			M,VP,SC	0			
108928	SOUTH FLORIDA MARITIME	07/16/2010	Active	17	2	1	1	6.25%	16	12	1		5	R M	17			
12757	SUNNY ISLES BEACH	06/30/1950	Active	11	0	0	0	0.00%	11		11		20	M,VP,SC	17		\$50.00	
12763	WEST MIAMI SUNSHINE	01/04/1956	Active	18	0	7	-7	-28.00%	31	11	1		2	N SC	15			
12720	WEST PALM BEACH WELLINGTON	03/26/1924	Active	13	4	3	1	8.33%	13	14	0		9	R M,SC	15			

Clubs Cancelled Previous Fiscal Year – Clubs Cancelled within last 12 months may be reinstated

Club Number	Club Name	Charter Date	Current Status*	Cancellation Date
151943	Coral Gable Bryans Special Needs	08/15/2022	Cancelled(6*)	04/29/2024



Club Health Assessment for District 35 N through March 2025

INTERNATIONAL

Club Number	Club Name	Charter Date	Status	Membership								Reports				Finance		LCIF		
				Current Member Count	YTD Members Added	YTD Members Dropped	YTD Net Growth	YTD Net Growth%	Member Count 12 Months Ago	Avg. length of service for dropped members	Months Since Last MMR ***	Yrs. Since Last Officer Report	President Rotation	Vice President Reported ****	Months Since Last Activity Report ***	Account Balance	Donations for current Fiscal Year			
			Number of times on status quo within last two years	If below 15 members appears				If net loss is greater than 20% appears			If no report in 3 months appears in	When more than one year appears in	Number of repeat terms	Notes the officers that do not have an active	If no report at 12 months appears in red					
149728	Miami Ambassador	02/22/2022	Cancelled(8*)	12/29/2023																
150607	Miami Dade County	04/25/2022	Cancelled(8*)	02/29/2024																
154979	Miami European American	06/30/2023	Cancelled(8*)	06/29/2024																
35354	MOORE HAVEN	04/14/1978	Cancelled(8*)	06/29/2024																
Current Total Clubs Count	YTD New Clubs Count	YTD Cancelled Clubs Count	YTD Net Club Gain	Current Total Members Count	YTD Add	YTD Drop	YTD Net Growth	YTD Net Growth %	Member Count 12 Months Ago	Average Member Count Per Club	% of Clubs with less than 20 members	% No MMR in 3 Months	% No Officer Report in 12 Months	% of Clubs with balance 90+ days	Number of Clubs in Status Quo	% Status Quo Clubs in Financial Suspension	Number of Cancelled Clubs	Average Cancelled Club Age	Members Lost Due to Cancellation	% of Clubs Cancelled for Non-Financial Reasons
48	0	4	-4	1,104	121	178	-57	-4.91%	1,176	23	60%	46%	2%	21%	0	0%	4	44	79	-75%

* - P - Priority Club. Cancellation Reasons: 1-Objectives/conduct, 2-Non-active club, 5-Non-existing club, 6-Disbanding, 7-Merger, 8-Financial Suspension, 9-District/Multiple District Dues.

** - Abbreviation: P-President, S-Secretary, T-Treasurer, M-Member Chairperson, VP-First Vice President, MC-Communications Chairperson, SC-Service Chairperson

*** - Abbreviation: N/R - Never reported using the Lions Clubs website, N/A - Not applicable, No password registered for the Lions Clubs website.

**** - Abbreviation: N - New, IP - Immediate Past, R - Repeat.




Club Health Assessment for District 36 O through March 2025

			Status	Membership							Reports					Finance	LCIF
Club Number	Club Name	Charter Date		Current Member Count	YTD Members Added	YTD Members Dropped	YTD Net Growth	YTD Net Growth%	Member Count 12 Months Ago	Avg. length of service for dropped members	Months Since Last MMR ***	Yrs. Since Last Officer Report	President Rotation	Vice President Reported ****	Months Since Last Activity Report ***	Account Balance	Donations for current Fiscal Year
			Number of times on status quo within last two years	If below 15 members appears				If net loss is greater than 20% appears			If no report in 3 months appears in	When more than one year appears in	Number of repeat terms	Notes the officers that do not have appears in an active	If no report at 12 months red		
Clubs less than two years old																	
153148	Tillamook	05/02/2023	Active	34	5	6	-1	-2.86%	38	1	1		3	R	M,SC	N/R	\$30.00
Clubs more than two years old																	
12779	ASTORIA	02/16/1942	Active	19	1	2	-1	-5.00%	24	13	0		6		M,VP,SC	5	\$1,630.00
Exc Award (06/30/2018, 06/30/2022, 06/30/20)																	
39408	BEAVERCREEK	02/12/1981	Active	18	3	4	-1	-5.26%	19	21	2		3		M,VP,SC	24+	\$20.00
12781	BEAVERTON	01/16/1951	Active	20	1	1	0	0.00%	20	5	4			N	M,SC	15	\$120.00
12784	CARLTON YAMHILL L C	02/22/1965	Active	11	1	1	0	0.00%	10	0	0		None	N	P,T,M,SC	1	\$1,025.00
42651	CLOVERDALE NESTUCCA VALLEY	05/06/1983	Active	18	1	1	0	0.00%	18	1	8			R	SC	8	\$40.00
12789	FOREST GROVE	10/15/1946	Active	28	4	0	4	16.67%	24		4			N	SC	12	\$50.00
12790	GARIBALDI	12/07/1953	Active(1)	4	0	1	-1	-20.00%	5	43	8		6		M,VP,SC	13	
38442	GRESHAM BREAKFAST	05/06/1980	Active	40	2	3	-1	-2.44%	42	18	2				M,VP,SC	4	\$2,120.00
49194	GRESHAM SUPPER	02/07/1989	Active	10	0	0	0	0.00%	10		10		11	N	M,SC	18	\$20.00
12793	HILLSBORO	08/25/1938	Active	7	0	0	0	0.00%	7		14		13		VP,SC	3	
12794	KING CITY	02/22/1967	Active	26	3	4	-1	-3.70%	26	7	4			N	M,SC	24+	\$2,000.00
12796	LAKE OSWEGO	10/16/1946	Active	45	3	1	2	4.65%	43	0	4			N	M	10	\$4,020.00
Exc Award (06/30/2023)																	
12797	MC MINNVILLE	04/10/1940	Active	45	2	2	0	0.00%	44	4	0			N	M	0	\$370.00
12799	MILWAUKIE	10/28/1948	Active	24	0	0	0	0.00%	24		2			N	M,SC	3	\$80.00
Exc Award (06/30/2018, 06/30/2024)																	
12800	MOUNT HOOD	05/11/1951	Active	116	7	13	-6	-4.92%	110	2	0			N		1	\$75.00
103480	OREGON CITY	08/22/2008	Active	7	0	0	0	0.00%	7		22		None		P,M,VP,SC	24+	\$40.00
12806	PORTLAND BENTHAM	02/03/1954	Active	15	0	0	0	0.00%	15		10			N	M,VP,SC	4	\$30.00
12808	PORTLAND COLUMBIA	11/02/1949	Active	11	2	0	2	22.22%	10		4		2	N	M,SC	8	
12805	PORTLAND DOWNTOWN	12/02/1921	Active	21	0	1	-1	-4.55%	22	31	0				VP	10	\$2,020.00
12811	PORTLAND HOLLYWOOD	09/12/1928	Active	35	5	6	-1	-2.78%	36	34	0		2	N	M,SC	21	\$700.00



Club Health Assessment for District 36 O through March 2025

			Status	Membership							Reports					Finance	LCIF
Club Number	Club Name	Charter Date		Current Member Count	YTD Members Added	YTD Members Dropped	YTD Net Growth	YTD Net Growth%	Member Count 12 Months Ago	Avg. length of service for dropped members	Months Since Last MMR ***	Yrs. Since Last Officer Report	President Rotation	Vice President Reported ****	Months Since Last Activity Report ***	Account Balance	Donations for current Fiscal Year
			Number of times on status quo within last two years	If below 15 members appears				If net loss is greater than 20% appears			If no report in 3 months appears in	When more than one year appears in	Number of repeat terms	Notes the officers that do not have an active	If no report at 12 months appears in red		
123158	Portland Legacy	09/25/2014	Active	8	0	0	0	0.00%	10		9		None	P,VP,SC	6		\$90.00
12813	PORTLAND LLOYD	03/03/1960	Active	7	0	3	-3	-30.00%	10	21	2		3	N	S,M,VP	12	\$20.00
52596	PORTLAND METRO	03/02/1992	Cancelled(8*)	0	0	9	-9	-100.00%	9	11	3		None	P,S,T,M,VP SC	N/R	90+ Days	
67584	PORTLAND OAKS BOTTOM	03/27/2003	Active	19	0	1	-1	-5.00%	22	0	8		2	R	M,SC	0	\$420.00
12821	ROCKAWAY	09/12/1955	Active	38	8	11	-3	-7.32%	43	11	2			N	M,SC	7	\$85.00
106859	SANDY	11/11/2009	Active	11	5	1	4	57.14%	7	0	0		7	N	SC	0	\$20.00
12822	ST HELENS	10/10/1955	Active	25	1	0	1	4.17%	24		2			N	SC	9	\$40.00
12828	TUALATIN	03/06/1973	Active	13	1	1	0	0.00%	14	30	7		8		M,VP,SC	0	\$900.00
12829	VERNONIA	11/05/1946	Active	33	3	2	1	3.13%	35	10	2		2	R	M,SC	3	\$90.00
12830	WEST LINN	04/28/1953	Active	51	5	9	-4	-7.27%	55	16	0				M,VP,SC	13	\$3,750.00
12832	WILSONVILLE	04/17/1969	Active	7	0	0	0	0.00%	7		0		2		M,VP,SC	1	\$545.00

Clubs Cancelled Previous Fiscal Year – Clubs Cancelled within last 12 months may be reinstated

Club Number	Club Name	Charter Date	Current Status*	Cancellation Date
12778	AMITY	08/23/1948	Cancelled(6*)	07/29/2023
12783	CANBY	11/30/1951	Cancelled(6*)	01/29/2024
110098	CEDAR HILLS SUNSET	01/11/2011	Cancelled(6*)	06/29/2024
12788	ESTACADA	12/15/1966	Cancelled(6*)	06/29/2024

Current Total Clubs Count	YTD New Clubs Count	YTD Cancelled Clubs Count	YTD Net Club Gain	Current Total Members Count	YTD YTD Add Drop	YTD Net Growth	YTD Net Growth %	Member Count 12 Months Ago	Average Member Count Per Club	% of Clubs with less than 20 members	% No MMR in 3 Months	% No Officer Report in 12 Months	% of Clubs with balance 90+ days	Number of Clubs in Status Quo	% Status Quo Clubs in Financial Suspension	Number of Cancelled Clubs	Average Cancelled Club Age	Members Lost Due to Cancellation	% of Clubs Cancelled for Non-Financial Reasons
31	0	1	-1	766	63 83	-20	-2.54%	790	25	52%	45%	0%	0%	0	0%	1	251	9	0%

* - P - Priority Club. Cancellation Reasons: 1-Objectives/conduct, 2-Non-active club, 5-Non-existing club, 6-Disbanding, 7-Merger, 8-Financial Suspension, 9-District/Multiple District Dues.

** - Abbreviation: P-President, S-Secretary, T-Treasurer, M-Member Chairperson, VP-First Vice President, MC-Communications Chairperson, SC-Service Chairperson

*** - Abbreviation: N/R - Never reported using the Lions Clubs website, N/A - Not applicable, No password registered for the Lions Clubs website.

**** - Abbreviation: N - New, IP - Immediate Past, R - Repeat.



Club Health Assessment for District 36 R through March 2025

Club Number	Club Name	Charter Date	Status	Membership							Reports					Finance	LCIF
				Current Member Count	YTD Members Added	YTD Members Dropped	YTD Net Growth	YTD Net Growth%	Member Count 12 Months Ago	Avg. length of service for dropped members	Months Since Last MMR ***	Yrs. Since Last Officer Report	President Rotation	Vice President Reported ****	Months Since Last Activity Report ***	Account Balance	Donations for current Fiscal Year
			Number of times on status quo within last two years	If below 15 members appears				If net loss is greater than 20% appears			If no report in 3 months appears	When more than one year appears in	Number of repeat terms	Notes the officers that do not have an active	If no report at 12 months red		
Clubs more than two years old																	
12835	ALBANY EAST	09/27/1951	Active	42	4	4	0	0.00%	42	32	0			N	M,SC	0	\$1,000.00
36571	ALVADORE-FRANKLIN L C	02/27/1979	Active	9	0	0	0	0.00%	10		7		4	R	M,SC	2	
12836	CENTRAL	09/02/1938	Active	43	2	1	1	2.38%	43	20	0		2	R	SC	2	\$2,178.00
107930	CENTRAL LINN	04/15/2010	Active	22	3	0	3	15.79%	16		2		9	R	SC	2	\$20.00
	Exc Award (06/30/2018)																
12839	CORVALLIS	02/25/1925	Active	25	4	6	-2	-7.41%	29	5	0				M,VP,SC	0	90+ Days \$50.00
12840	COTTAGE GROVE	03/13/1924	Active	39	5	7	-2	-4.88%	37	25	0			N	M	0	
68911	DALLAS	06/10/2003	Active	4	0	0	0	0.00%	5		11		8		M,VP,SC	16	
12843	ELKTON	02/14/1951	Active	7	2	1	1	16.67%	6	8	1		8		M,VP,SC	5	
12845	EUGENE BETHEL	02/23/1955	Active	20	1	1	0	0.00%	21	4	0			N	M	16	\$150.00
12844	EUGENE DOWNTOWN	02/20/1924	Active	52	3	8	-5	-8.77%	56	12	0			N	SC	0	\$989.00
	Exc Award (06/30/2023)																
12848	FLORENCE SIUSLAW	10/26/1948	Active	17	3	1	2	13.33%	15	27	0		3	N		4	\$60.00
12849	GARDINER REEDSPORT	04/19/1940	Active	31	5	12	-7	-18.42%	38	6	0		3	R	SC	2	
	Exc Award (06/30/2023)																
106694	JEFFERSON	09/28/2009	Active	4	0	1	-1	-20.00%	5	1	1		2		M,VP,SC	0	
	Exc Award (06/30/2017)																
12851	JUNCTION CITY	02/02/1929	Active	91	34	0	34	59.65%	67		0			N		2	\$50.00
	Exc Award (06/30/2018)																
12852	KEIZER	09/15/1950	Active	12	0	2	-2	-14.29%	25	24	1			IP	M,SC	11	
30507	LAKESIDE	04/08/1975	Active	8	4	2	2	33.33%	6	14	2		None		P,M,VP,SC	1	
12854	MAPLETON	03/29/1950	Active	20	1	3	-2	-9.09%	22	12	1				M,VP,SC	10	90+ Days \$120.00
12856	MILL CITY	12/11/1947	Active	16	2	1	1	6.67%	13	9	2		7	R	M	0	
68846	MOHAWK VALLEY	05/06/2003	Active	25	1	2	-1	-3.85%	25	9	1			N	M,SC	4	
39151	MOUNT ANGEL	12/19/1980	Active	6	0	2	-2	-25.00%	10	14	0		2		T,M,VP,SC	9	\$100.00



Club Health Assessment for District 36 R through March 2025

			Status								Membership							Reports					Finance		LCIF
Club Number	Club Name	Charter Date		Current Member Count	YTD Members Added	YTD Members Dropped	YTD Net Growth	YTD Net Growth%	Member Count 12 Months Ago	Avg. length of service for dropped members	Months Since Last MMR ***	Yrs. Since Last Officer Report	President Rotation	Vice President Reported ****	Months Since Last Activity Report ***	Account Balance	Donations for current Fiscal Year								
			Number of times on status quo within last two years	If below 15 members appears				If net loss is greater than 20% appears			If no report in 3 months appears in	When more than one year appears in	Number of repeat terms		Notes the officers that do not have appears in an active	If no report at 12 months red									
12858	NEWPORT	04/20/1929	Active	20	4	1	3	17.65%	9	15	0			N	M,SC	0	90+ Days								
Exc Award (06/30/2024)																									
12861	PHILOMATH	01/13/1948	Active	13	0	0	0	0.00%	12		6			N	T,M,SC	9									
Exc Award (06/30/2018)																									
12864	SALEM DOWNTOWN	05/26/1922	Active	8	0	0	0	0.00%	8		10		4	R	M,SC	9									
12865	SALEM NORTH EAST	04/23/1940	Active	7	0	0	0	0.00%	7		24		6	R	SC	12									
12875	SALEM WEST	03/04/1942	Active	14	0	0	0	0.00%	14		11		11	R		7									
Exc Award (06/30/2018)																									
12868	SILVERTON	09/27/1938	Active	23	0	0	0	0.00%	26		1		2	R	M,SC	15									
12866	SOUTH SALEM	02/28/1951	Active	11	1	1	0	0.00%	11	21	3		2		S,M,VP,SC	3									
Exc Award (06/30/2018)																									
12869	SPRINGFIELD	10/10/1950	Active	28	0	0	0	0.00%	28		4		None		P,T,M,VP,SC	3		\$200.00							
Exc Award (06/30/2018)																									
12871	STAYTON	09/01/1938	Active	9	0	0	0	0.00%	11		3		2	N	M,SC	1	90+ Days								
Exc Award (06/30/2023)																									
54479	WALDPORT	05/17/1993	Active	14	2	4	-2	-12.50%	16	5	1			N	M,SC	4									
83004	WOODBURN	06/30/2004	Active	10	0	0	0	0.00%	10		13		17		M,VP,SC	16									
12876	YACHATS	07/20/1950	Active	34	8	2	6	21.43%	30	16	1		2	N	M,SC	0		\$2,000.00							
Current Total Clubs Count	YTD New Clubs Count	YTD Cancelled Clubs Count	YTD Net Club Gain	Current Total Members Count	YTD Add	YTD Drop	YTD Net Growth	YTD Net Growth %	Member Count 12 Months Ago	Average Member Count Per Club	% of Clubs with less than 20 members	% No MMR in 3 Months	% No Officer Report in 12 Months	% of Clubs with balance 90+ days	Number of Clubs in Status Quo	% Status Quo Clubs in Financial Suspension	Number of Cancelled Clubs	Average Cancelled Club Age	Members Lost Due to Cancellation	% of Clubs Cancelled for Non-Financial Reasons					
32	0	0	0	684	89	62	27	4.11%	673	21	53%	31%	0%	13%	0	0%	0	0	0	0%					

* - P - Priority Club. Cancellation Reasons: 1-Objectives/conduct, 2-Non-active club, 5-Non-existing club, 6-Disbanding, 7-Merger, 8-Financial Suspension, 9-District/Multiple District Dues.

** - Abbreviation: P-President, S-Secretary, T-Treasurer, M-Member Chairperson, VP-First Vice President, MC-Communications Chairperson, SC-Service Chairperson

*** - Abbreviation: N/R - Never reported using the Lions Clubs website, N/A - Not applicable, No password registered for the Lions Clubs website.

**** - Abbreviation: N - New, IP - Immediate Past, R - Repeat.



Club Health Assessment for District 36 E through March 2025

			Status	Membership							Reports					Finance	LCIF
Club Number	Club Name	Charter Date		Current Member Count	YTD Members Added	YTD Members Dropped	YTD Net Growth	YTD Net Growth%	Member Count 12 Months Ago	Avg. length of service for dropped members	Months Since Last MMR ***	Yrs. Since Last Officer Report	President Rotation	Vice President Reported ****	Months Since Last Activity Report ***	Account Balance	Donations for current Fiscal Year
			Number of times on status quo within last two years	If below 15 members appears				If net loss is greater than 20% appears			If no report in 3 months appears in	When more than one year appears in	Number of repeat terms	Notes the officers that do not have an active	If no report at 12 months appears in red		
Clubs more than two years old																	
30436	APPLEGATE	03/26/1975	Active	14	1	0	1	7.69%	12		2			N	P,M,SC	24+	
12879	ASHLAND	09/13/1938	Active	24	3	0	3	14.29%	17		2			IP		1	\$150.00
Exc Award (06/30/2024)																	
12880	BANDON	08/14/1951	Active	10	0	0	0	0.00%	13		0		2	R	M,SC	24+	
34833	BONANZA	12/21/1977	Active	26	1	2	-1	-3.70%	27	11	0			N	S,T,M,SC	24+	
12881	BROOKINGS HARBOR	01/10/1953	Active	15	1	0	1	7.14%	21		1			N	SC	0	
12883	CANYONVILLE	03/24/1948	Active	11	6	6	0	0.00%	11	17	1			R	M,SC	15	90+ Days
Exc Award (06/30/2018)																	
12885	COOS BAY	04/06/1931	Active	42	4	3	1	2.44%	41	8	0		2	R	M,SC	24+	
12886	COQUILLE	06/25/1925	Active	10	0	3	-3	-23.08%	13	3	7		11	R	M,VP,SC	24+	
99187	CRESCENT CITY	04/25/2007	Active	11	0	2	-2	-15.38%	12	14	0		8	R	SC	7	
12878	DORRIS	07/18/1946	Active	52	9	7	2	4.00%	55	13	2			N	M,VP,SC	21	
12887	EAGLE POINT	12/16/1951	Active	13	1	1	0	0.00%	15	37	1		3	N	M,SC	24+	
54432	GOLD BEACH	05/06/1993	Active	15	0	0	0	0.00%	17		7				P,S,M,VP,SC	24+	
12891	GRANTS PASS	01/18/1928	Active	10	3	2	1	11.11%	8	8	2			N	SC	1	\$90.00
12893	ILLINOIS VALLEY	02/27/1948	Active	24	4	9	-5	-17.24%	30	7	0		5	N	S,M,SC	24+	
35732	KENO	06/12/1978	Active	17	0	2	-2	-10.53%	21	13	3		2	R	M,SC	24+	
12895	KLAMATH FALLS	10/14/1926	Active	22	1	2	-1	-4.35%	22	2	0			N		0	\$2,840.00
12897	LAKEVIEW	04/03/1942	Active	13	1	3	-2	-13.33%	14	18	2		3	R	M,SC	24+	
12898	LANGLOIS	06/15/1964	Active	11	1	0	1	10.00%	11		8				M,VP,SC	6	
12899	MEDFORD HOST	04/07/1925	Active	10	0	0	0	0.00%	10		15		7	N	M,VP,SC	N/R	90+ Days
12902	MERRILL	04/07/1948	Active	40	0	1	-1	-2.44%	41	18	2				T,M,VP,SC	24+	90+ Days
12903	MYRTLE CREEK	03/18/1948	Active	27	2	3	-1	-3.57%	28	6	2		6	R	P,SC	0	\$90.00
Exc Award (06/30/2023)																	
12904	MYRTLE POINT	10/05/1928	Active(1)	3	0	0	0	0.00%	3		15		None		P,T,M,VP,SC	24+	



Club Health Assessment for District 36 E through March 2025

			Status		Membership						Reports					Finance		LCIF		
Club Number	Club Name	Charter Date			Current Member Count	YTD Members Added	YTD Members Dropped	YTD Net Growth	YTD Net Growth%	Member Count 12 Months Ago	Avg. length of service for dropped members	Months Since Last MMR ***	Yrs. Since Last Officer Report	President Rotation	Vice President Reported ****	Months Since Last Activity Report ***	Account Balance	Donations for current Fiscal Year		
			Number of times on status quo within last two years		If below 15 members appears				If net loss is greater than 20% appears			If no report in 3 months appears in	When more than one year appears in	Number of repeat terms		Notes the officers that do not have an active	If no report at 12 months appears in red			
12909	POWERS	01/30/1942	Active		42	4	6	-2	-4.55%	44	7	0				T,M,VP,SC	24+			
12910	PROSPECT	04/26/1948	Active		10	2	1	1	11.11%	10	2	0		6	R	P,M,SC	11			
12911	RIDDLE	03/23/1948	Active		5	0	0	0	0.00%	6		9		14	N	P,M,VP,SC	12			
12894	ROGUE VALLEY	03/16/1948	Active		29	10	0	10	52.63%	14		1		3	N	SC	24+			
12913	ROSEBURG	10/12/1928	Active		32	0	2	-2	-5.88%	34	11	5			N	M,SC	2			
30354	SILVER LAKE	03/06/1975	Active(1)		3	0	0	0	0.00%	3		10		None		P,M,VP,SC	24+			
12917	SUTHERLIN	11/22/1946	Active		36	3	0	3	9.09%	41		0			N		0			
Current Total Clubs Count	YTD New Clubs Count	YTD Cancelled Clubs Count	YTD Net Club Gain	Current Total Members Count	YTD Add	YTD Drop	YTD Net Growth	YTD Net Growth %	Member Count 12 Months Ago	Average Member Count Per Club	% of Clubs with less than 20 members	% No MMR in 3 Months	% No Officer Report in 12 Months	% of Clubs with balance 90+ days	Number of Clubs in Status Quo	% Status Quo Clubs in Financial Suspension	Number of Cancelled Clubs	Average Cancelled Club Age	Members Lost Due to Cancellation	% of Clubs Cancelled for Non-Financial Reasons
29	0	0	0	577	57	55	2	0.35%	594	20	59%	31%	0%	10%	0	0%	0	0	0	0%

* - P - Priority Club. Cancellation Reasons: 1-Objectives/conduct, 2-Non-active club, 5-Non-existing club, 6-Disbanding, 7-Merger, 8-Financial Suspension, 9-District/Multiple District Dues.

** - Abbreviation: P-President, S-Secretary, T-Treasurer, M-Member Chairperson, VP-First Vice President, MC-Communications Chairperson, SC-Service Chairperson

*** - Abbreviation: N/R - Never reported using the Lions Clubs website, N/A - Not applicable, No password registered for the Lions Clubs website.

**** - Abbreviation: N - New, IP - Immediate Past, R - Repeat.



Club Health Assessment for District 36 G through March 2025

			Status	Membership							Reports					Finance		LCIF
Club Number	Club Name	Charter Date		Current Member Count	YTD Members Added	YTD Members Dropped	YTD Net Growth	YTD Net Growth%	Member Count 12 Months Ago	Avg. length of service for dropped members	Months Since Last MMR ***	Yrs. Since Last Officer Report	President Rotation	Vice President Reported ****	Months Since Last Activity Report ***	Account Balance	Donations for current Fiscal Year	
			Number of times on status quo within last two years	If below 15 members appears				If net loss is greater than 20% appears			If no report in 3 months appears in	When more than one year appears in	Number of repeat terms		Notes the officers that do not have appears in an active	If no report at 12 months red		
Clubs more than two years old																		
107753	ARLINGTON	03/05/2010	Active	15	0	0	0	0.00%	15		21		None		P,S,T,M,VP SC	24+	90+ Days	
12920	BAKER CITY	08/29/1929	Active	38	0	0	0	0.00%	38		0			N	S,SC	24+		
12921	BEND/SUNRISE	11/05/1926	Active	6	0	2	-2	-25.00%	8	8	2		4		M,VP	3		
12924	BURNS	03/27/1942	Active	25	3	6	-3	-10.71%	28	11	0				T,M,VP,SC	3		
37320	CROOKED RIVER RANCH L C	06/28/1979	Active	63	4	19	-15	-19.23%	73	5	0			N	SC	1		\$4,100.00
59567	ELGIN	05/23/1997	Active	46	1	4	-3	-6.12%	54	10	0		2	R	SC	0		\$1,185.00
12927	ENTERPRISE-JOSEPH L C	09/09/1929	Active	44	0	1	-1	-2.22%	45	5	4		13	R	M,SC	24+		
12928	HALFWAY	12/08/1965	Active	23	3	8	-5	-17.86%	28	4	1			R		24+		\$50.00
29114	HEPPNER	04/04/1974	Active	14	0	2	-2	-12.50%	16	14	1				P,M,VP,SC	24+		
12929	HERMISTON	11/27/1972	Active	30	3	4	-1	-3.23%	31	18	3		6		M,VP,SC	24+	90+ Days	
12930	HOOD RIVER	08/09/1938	Active	52	0	1	-1	-1.89%	60	26	2		2	R	M,SC	0		\$1,800.00
31438	HOOD RIVER EYE OPENERS	12/29/1975	Active	15	3	0	3	25.00%	16		0		2	R	SC	24+		\$3,140.00
12931	HUNTINGTON	11/09/1948	Active	7	0	0	0	0.00%	9		9	1	None		P,S,T,M,VP SC	24+	90+ Days	
12934	ISLAND CITY	01/14/1974	Active	10	1	4	-3	-23.08%	13	17	6		None		P,T,M,VP,SC	24+		
12935	JORDAN VALLEY	10/13/1970	Active	15	3	0	3	25.00%	12		1		3	R	S,M,SC	24+		
12936	LA GRANDE	05/02/1929	Active(1)	29	36	38	-2	-6.45%	35	15	0		3	R	M,SC	24+		
82431	LA PINE	05/24/2004	Active	27	3	8	-5	-15.63%	30	8	0		2		T,VP	5		
Exc Award (06/30/2018)																		
12938	MADRAS	01/30/1970	Active	11	1	0	1	10.00%	10		8		None	R	P,M,SC	9		
30172	MITCHELL	01/27/1975	Active	10	0	0	0	0.00%	10		10		8		M,VP,SC	24+		
12942	PENDLETON	04/21/1950	Active	31	2	1	1	3.33%	29	58	3		2	N		2		\$240.00
12945	PRINEVILLE	09/20/1938	Active	12	1	1	0	0.00%	12	7	3				M,VP,SC	24+		
12949	THE DALLES	11/15/1926	Active	81	8	1	7	9.46%	90	6	3		2	R		0		
Exc Award (06/30/2017, 06/30/2018)																		



Club Health Assessment for District 36 G through March 2025

			Status	Membership						Reports					Finance	LCIF	
Club Number	Club Name	Charter Date		Current Member Count	YTD Members Added	YTD Members Dropped	YTD Net Growth	YTD Net Growth%	Member Count 12 Months Ago	Avg. length of service for dropped members	Months Since Last MMR ***	Yrs. Since Last Officer Report	President Rotation	Vice President Reported ****	Months Since Last Activity Report ***	Account Balance	Donations for current Fiscal Year
			Number of times on status quo within last two years	If below 15 members appears				If net loss is greater than 20% appears			If no report in 3 months appears in	When more than one year appears in	Number of repeat terms		Notes the officers that do not have an active	If no report at 12 months appears in red	
65248	THREE SISTERS	04/23/2002	Active	11	0	0	0	0.00%	12		9			N	M,SC	8	
12950	UNION	01/15/1974	Active	14	0	0	0	0.00%	14		4		8	N	M,SC	24+	90+ Days

Clubs Cancelled Previous Fiscal Year – Clubs Cancelled within last 12 months may be reinstated

Club Number	Club Name	Charter Date	Current Status*	Cancellation Date
12941	ODELL	02/24/1971	Cancelled(8*)	06/29/2024
12953	WALLOWA	10/15/1973	Cancelled(8*)	12/29/2023
101924	WESTON MC EWEN	05/06/2008	Cancelled(6*)	06/29/2024

Current Total Clubs Count	YTD New Clubs Count	YTD Cancelled Clubs Count	YTD Net Club Gain	Current Total Members Count	YTD Add	YTD Drop	YTD Net Growth	YTD Net Growth %	Member Count 12 Months Ago	Average Member Count Per Club	% of Clubs with less than 20 members	% No MMR in 3 Months	% No Officer Report in 12 Months	% of Clubs with balance 90+ days	Number of Clubs in Status Quo	% Status Quo Clubs in Financial Suspension	Number of Cancelled Clubs	Average Cancelled Club Age	Members Lost Due to Cancellation	% of Clubs Cancelled for Non-Financial Reasons
24	0	0	0	629	72	100	-28	-4.26%	688	26	50%	50%	4%	17%	0	0%	0	0	0	0%

* - P - Priority Club. Cancellation Reasons: 1-Objectives/conduct, 2-Non-active club, 5-Non-existing club, 6-Disbanding, 7-Merger, 8-Financial Suspension, 9-District/Multiple District Dues.

** - Abbreviation: P-President, S-Secretary, T-Treasurer, M-Member Chairperson, VP-First Vice President, MC-Communications Chairperson, SC-Service Chairperson

*** - Abbreviation: N/R - Never reported using the Lions Clubs website, N/A - Not applicable, No password registered for the Lions Clubs website.

**** - Abbreviation: N - New, IP - Immediate Past, R - Repeat.



Club Health Assessment for District 38 L through March 2025

Club Number	Club Name	Charter Date	Status	Membership							Reports					Finance	LCIF
				Current Member Count	YTD Members Added	YTD Members Dropped	YTD Net Growth	YTD Net Growth%	Member Count 12 Months Ago	Avg. length of service for dropped members	Months Since Last MMR ***	Yrs. Since Last Officer Report	President Rotation	Vice President Reported ****	Months Since Last Activity Report ***	Account Balance	Donations for current Fiscal Year
			Number of times on status quo within last two years	If below 15 members appears				If net loss is greater than 20% appears			If no report in 3 months appears	When more than one year appears in	Number of repeat terms	Notes the officers that do not have an active	If no report at 12 months appears in red		
Clubs more than two years old																	
13239	ALLIANCE	04/26/1961	Active	16	0	1	-1	-5.88%	15	21	8		3	M,VP,SC	24+		\$2,000.00
13346	BEAVER CITY	04/18/1968	Active	26	0	0	0	0.00%	25		11		2	R M,VP,SC	24+		
31255	BENKELMAN	10/20/1975	Active	17	0	0	0	0.00%	17		36		3	R M,VP,SC	24+		
13242	BRADY	09/15/1953	Active	4	0	0	0	0.00%	4		24		10	M,VP,SC	24+	90+ Days	
13243	BRIDGEPORT	09/22/1922	Active	21	0	0	0	0.00%	21		9		8	R S,M,VP,SC	24+		
13244	BRULE	03/01/1950	Active	15	1	1	0	0.00%	17	7	1			N M,SC	24+		\$1,000.00
13245	BUSHNELL	04/25/1946	Active	14	0	0	0	0.00%	14		13		2	R P,M,VP,SC	N/R		
13348	CAMBRIDGE	06/14/1948	Active	39	0	0	0	0.00%	39		7		2	VP,SC	7		\$10.00
Exc Award (06/30/2022)																	
13246	CHADRON	10/24/1950	Active	25	1	0	1	4.17%	27		0			N M,SC	11		\$1,096.00
13247	CHAPPELL	01/19/1956	Active	6	0	2	-2	-25.00%	8	3	0		7	M,VP,SC	24+		
13353	ELWOOD	04/14/1964	Active	38	0	0	0	0.00%	38		4			M,VP,SC	24+		\$180.00
13354	EUSTIS	06/12/1951	Active	66	2	2	0	0.00%	66	4	0			VP,SC	15		
13355	FARNAM	04/25/1941	Active	19	0	0	0	0.00%	19		14		3	N T,M,SC	24+		
13252	GORDON	09/27/1972	Active	27	0	3	-3	-10.00%	30	11	0			M,VP,SC	0		\$1,000.00
13360	GOTHENBURG	08/21/1942	Active	12	0	1	-1	-7.69%	13	2	2		2	R M,VP,SC	24+		
13362	GRANT	01/14/1947	Active	21	0	2	-2	-8.70%	22	6	0			N M	8		\$60.00
Exc Award (06/30/2018)																	
13253	GURLEY	06/02/1960	Active	19	0	1	-1	-5.00%	20	6	7			N M,SC	24+		
13257	HERSHEY	10/16/1963	Active	15	0	0	0	0.00%	17		9		8	R S,T,M,SC	24+	90+ Days	
108397	HITCHCOCK COUNTY	05/19/2010	Active(1)	17	1	0	1	6.25%	16		0			N SC	2		
13369	HOLBROOK	12/16/1970	Active	33	5	2	3	10.00%	30	13	0		4	M,VP,SC	24+		
77826	HYANNIS	11/20/2003	Active	11	0	4	-4	-26.67%	14	8	1			N M,SC	7		
13373	IMPERIAL	11/03/1931	Active	19	1	4	-3	-13.64%	22	9	1		4	T,M,VP,SC	0		



Club Health Assessment for District 38 L through March 2025

			Status		Membership						Reports						Finance		LCIF	
Club Number	Club Name	Charter Date			Current Member Count	YTD Members Added	YTD Members Dropped	YTD Net Growth	YTD Net Growth%	Member Count 12 Months Ago	Avg. length of service for dropped members	Months Since Last MMR ***	Yrs. Since Last Officer Report	President Rotation	Vice President Reported ****	Months Since Last Activity Report ***	Account Balance	Donations for current Fiscal Year		
			Number of times on status quo within last two years		If below 15 members appears				If net loss is greater than 20% appears			If no report in 3 months appears in	When more than one year appears in	Number of repeat terms	Notes the officers that do not have an active	If no report at 12 months appears in red				
13258	KIMBALL	09/03/1920	Active		6	0	0	0	0.00%	6		20		10	M,VP,SC	24+	90+ Days	\$2,000.00		
13378	LEXINGTON	02/13/1950	Active		33	2	1	1	3.13%	33	22	0			N	SC			1	
Exc Award (06/30/2018)																				
13260	LODGEPOLE	09/28/1953	Active		8	1	1	0	0.00%	8	3	5				P,M,VP,SC			23	
13381	MAYWOOD	01/07/1948	Active		12	0	0	0	0.00%	12		13		8	R	M,VP,SC			13	
13382	MC COOK	05/25/1948	Active(1)		7	0	0	0	0.00%	7		1				M,VP,SC			N/R	
126613	Mullen	01/28/2016	Active		7	0	0	0	0.00%	7		11		8	R	M,SC			24+	
13265	OGALLALA	09/30/1936	Active		11	0	0	0	0.00%	9		11		13		T,M,VP,SC			24+	
13266	OSHKOSH	09/30/1953	Active		14	0	1	-1	-6.67%	15	10	8		8	R	M,SC			12	
13267	PAXTON	03/24/1941	Active		11	0	0	0	0.00%	11		11		3	N	VP			24+	
13268	POTTER	03/15/1945	Active		25	1	2	-1	-3.85%	26	1	6		14	R	M,SC			N/R	
13269	SCOTTSBLUFF-GERING	03/15/1921	Active		24	0	1	-1	-4.00%	25	1	2			N	M,SC			24+	
13271	SUTHERLAND	11/29/1950	Active		11	1	0	1	10.00%	10		1		2	R	S,T,SC			2	
13394	VENANGO	01/22/1948	Active		19	0	0	0	0.00%	19		7		2	R	M,SC			0	
62207	WALLACE	06/28/1999	Active		29	2	1	1	3.57%	30	26	0		3		M,VP,SC			5	
Exc Award (06/30/2018)																				
61975	WAUNETA-PALISADE FRENCHMAN VAL	05/25/1999	Active		11	0	0	0	0.00%	13		8				M,VP,SC	24+	90+ Days		
Current Total Clubs Count	YTD New Clubs Count	YTD Cancelled Clubs Count	YTD Net Club Gain	Current Total Members Count	YTD Add	YTD Drop	YTD Net Growth	YTD Net Growth %	Member Count 12 Months Ago	Average Member Count Per Club	% of Clubs with less than 20 members	% No MMR in 3 Months	% No Officer Report in 12 Months	% of Clubs with balance 90+ days	Number of Clubs in Status Quo	% Status Quo Clubs in Financial Suspension	Number of Cancelled Clubs	Average Cancelled Club Age	Members Lost Due to Cancellation	% of Clubs Cancelled for Non-Financial Reasons
37	0	0	0	708	18	30	-12	-1.67%	725	19	65%	57%	0%	11%	0	0%	0	0	0	0%

* - P - Priority Club. Cancellation Reasons: 1-Objectives/conduct, 2-Non-active club, 5-Non-existing club, 6-Disbanding, 7-Merger, 8-Financial Suspension, 9-District/Multiple District Dues.

** - Abbreviation: P-President, S-Secretary, T-Treasurer, M-Member Chairperson, VP-First Vice President, MC-Communications Chairperson, SC-Service Chairperson

*** - Abbreviation: N/R - Never reported using the Lions Clubs website, N/A - Not applicable, No password registered for the Lions Clubs website.

**** - Abbreviation: N - New, IP - Immediate Past, R - Repeat.



Club Health Assessment for District 38 I through March 2025

Club Number	Club Name	Charter Date	Status	Membership							Reports					Finance	LCIF
				Current Member Count	YTD Members Added	YTD Members Dropped	YTD Net Growth	YTD Net Growth%	Member Count 12 Months Ago	Avg. length of service for dropped members	Months Since Last MMR ***	Yrs. Since Last Officer Report	President Rotation	Vice President Reported ****	Months Since Last Activity Report ***	Account Balance	Donations for current Fiscal Year
			Number of times on status quo within last two years	If below 15 members appears				If net loss is greater than 20% appears			If no report in 3 months appears in	When more than one year appears in	Number of repeat terms	Notes the officers that do not have an active	If no report at 12 months red		
Clubs more than two years old																	
13272	AINSWORTH	10/16/1952	Active	36	0	1	-1	-2.70%	38	7	0			N	P,SC	4	\$1,000.00
13342	AMHERST	05/10/1965	Active	18	4	0	4	28.57%	14		3			N	P,SC	12	\$15.00
13273	ATKINSON	09/07/1967	Active	45	0	2	-2	-4.26%	50	18	4			N	M,SC	24+	
13274	BARTLETT	12/02/1965	Active	39	0	2	-2	-4.88%	41	20	1		2	R	P,SC	5	\$250.00
Exc Award (06/30/2017)																	
108309	BERTRAND	05/12/2010	Active(1)	6	0	0	0	0.00%	11		9		8	R	P,M,VP,SC	12	
13278	BROKEN BOW	05/04/1954	Active	40	10	1	9	29.03%	31	2	2		3	R	M,VP,SC	0	\$834.00
134320	Burwell Area	05/04/2018	Active	21	2	0	2	10.53%	19		0			N	VP,SC	3	\$120.00
33269	CLAY CENTER	01/27/1977	Active	15	0	0	0	0.00%	15		10			R	VP,SC	0	\$580.00
13407	EDGAR	09/11/1931	Active	28	0	1	-1	-3.45%	29	9	1			N	P,M,VP,SC	24+	\$200.00
13352	ELM CREEK	10/18/1966	Active	13	0	2	-2	-13.33%	15	33	2		12	R	M	24+	
13361	GRAND ISLAND	04/01/1941	Active	7	0	2	-2	-22.22%	9	30	6		2		M,VP,SC	24+	
13415	HARVARD	03/22/1963	Active	17	0	2	-2	-10.53%	18	7	1		2		M,VP,SC	23	
13364	HASTINGS	08/11/1921	Active	4	0	0	0	0.00%	4		14		5		P,M,VP,SC	24+	\$500.00
13365	HASTINGS EVENING	08/03/1966	Active	27	4	1	3	12.50%	27	4	0			N	SC	5	\$6,065.00
13367	HEARTWELL	03/27/1972	Active	11	0	0	0	0.00%	11		10		14		M,VP,SC	15	
13368	HILDRETH	10/11/1948	Active	22	3	1	2	10.00%	20	63	0			N	SC	24+	\$3.00
13370	HOLDREGE	10/21/1948	Active	23	0	0	0	0.00%	24		0			IP	M,SC	4	\$12.50
13374	KEARNEY	02/12/1941	Active	18	0	0	0	0.00%	18		10		6		M,VP,SC	10	\$162.50
13380	MACON	08/14/1973	Active	36	0	0	0	0.00%	36		22		3	R	M,VP,SC	24+	
13384	MINDEN	07/13/1948	Active	15	0	1	-1	-6.25%	15	20	0		3	R	M,SC	24+	
13300	NORTH LOUP	01/03/1946	Active	34	0	0	0	0.00%	34		17				P,M,VP,SC	24	
13302	ONEILL	01/31/1957	Active	25	0	2	-2	-7.41%	27	21	1				M,VP,SC	22	
13424	ONG	04/11/1972	Active	4	0	0	0	0.00%	4		13		8		T,M,VP,SC	24+	



Club Health Assessment for District 38 I through March 2025

			Status	Membership							Reports					Finance	LCIF	
Club Number	Club Name	Charter Date		Current Member Count	YTD Members Added	YTD Members Dropped	YTD Net Growth	YTD Net Growth%	Member Count 12 Months Ago	Avg. length of service for dropped members	Months Since Last MMR ***	Yrs. Since Last Officer Report	President Rotation	Vice President Reported ****	Months Since Last Activity Report ***	Account Balance	Donations for current Fiscal Year	
			Number of times on status quo within last two years	If below 15 members appears				If net loss is greater than 20% appears			If no report in 3 months appears in	When more than one year appears in	Number of repeat terms	Notes the officers that do not have an active	If no report at 12 months appears in red			
13385	ORLEANS	06/16/1967	Active	16	0	0	0	0.00%	16		11			IP	P,T,M,SC	21	\$220.00	
13387	PLEASANTON	10/13/1966	Active	13	0	2	-2	-13.33%	16	19	6			N	M,SC	3		
13388	RAVENNA	12/29/1948	Active	55	11	1	10	22.22%	49	19	0		7		T,M,VP,SC	0		
13389	RED CLOUD	01/21/1930	Active	34	2	1	1	3.03%	34	20	2		3	R	SC	3		\$50.00
116837	SHELTON AREA	05/18/2012	Active	36	2	0	2	5.88%	35		1			N	M,SC	24+		
35687	SUTTON	05/26/1978	Active	16	2	1	1	6.67%	16	2	2		3	R	T,M,SC	24+		
13311	TAYLOR	03/07/1967	Active	20	1	0	1	5.26%	19		5		6	R	M,SC	6		
45775	VALENTINE	02/03/1986	Active	5	0	0	0	0.00%	5		17		2		M,VP,SC	13	90+ Days	
13395	WILCOX	05/18/1961	Active	34	0	0	0	0.00%	34		11			IP	M,SC	24+		

Clubs Cancelled Previous Fiscal Year – Clubs Cancelled within last 12 months may be reinstated

Club Number	Club Name	Charter Date	Current Status*	Cancellation Date
13282	CALLAWAY	11/14/1967	Cancelled(8*)	12/29/2023

Current Total Clubs Count	YTD New Clubs Count	YTD Cancelled Clubs Count	YTD Net Club Gain	Current Total Members Count	YTD Add	YTD Drop	YTD Net Growth	YTD Net Growth %	Member Count 12 Months Ago	Average Member Count Per Club	% of Clubs with less than 20 members	% No MMR in 3 Months	% No Officer Report in 12 Months	% of Clubs with balance 90+ days	Number of Clubs in Status Quo	% Status Quo Clubs in Financial Suspension	Number of Cancelled Clubs	Average Cancelled Club Age	Members Lost Due to Cancellation	% of Clubs Cancelled for Non-Financial Reasons
32	0	0	0	733	41	23	18	2.52%	734	23	47%	50%	0%	3%	0	0%	0	0	0	0%

* - P - Priority Club. Cancellation Reasons: 1-Objectives/conduct, 2-Non-active club, 5-Non-existing club, 6-Disbanding, 7-Merger, 8-Financial Suspension, 9-District/Multiple District Dues.

** - Abbreviation: P-President, S-Secretary, T-Treasurer, M-Member Chairperson, VP-First Vice President, MC-Communications Chairperson, SC-Service Chairperson

*** - Abbreviation: N/R - Never reported using the Lions Clubs website, N/A - Not applicable, No password registered for the Lions Clubs website.

**** - Abbreviation: N - New, IP - Immediate Past, R - Repeat.



Club Health Assessment for District 38 O through March 2025

			Status	Membership						Reports					Finance		LCIF
Club Number	Club Name	Charter Date		Current Member Count	YTD Members Added	YTD Members Dropped	YTD Net Growth	YTD Net Growth%	Member Count 12 Months Ago	Avg. length of service for dropped members	Months Since Last MMR ***	Yrs. Since Last Officer Report	President Rotation	Vice President Reported ****	Months Since Last Activity Report ***	Account Balance	Donations for current Fiscal Year
			Number of times on status quo within last two years	If below 15 members appears				If net loss is greater than 20% appears			If no report in 3 months appears in	When more than one year appears in	Number of repeat terms	Notes the officers that do not have an active	If no report at 12 months appears in red		
Clubs less than two years old																	
180959	West Point	03/10/2025	Newly Chartered	25	25	0	25	100.00%	0		0			VP	0		
Clubs more than two years old																	
49475	ARLINGTON	05/05/1989	Active	17	1	0	1	6.25%	16		7		2	R	M,SC	12	\$250.00
13276	BATTLE CREEK	10/21/1947	Active	31	0	0	0	0.00%	32		2			N		0	\$410.00
Exc Award (06/30/2024)																	
13313	BENNINGTON	06/17/1966	Active(1)	32	0	0	0	0.00%	32		4		9	R	M,SC	1	90+ Days
13314	BLAIR	07/29/1941	Active	34	2	5	-3	-8.11%	35	7	2				P,M,VP,SC	2	
Exc Award (06/30/2023)																	
13284	COLUMBUS NOON	04/26/1921	Active	39	1	2	-1	-2.50%	44	22	2			N	SC	1	\$3,490.00
Exc Award (07/30/2017)																	
13317	ELKHORN	04/02/1965	Active(1)	11	0	0	0	0.00%	11		9		4	R	SC	24+	\$200.00
57381	FREMONT JOHN C	09/28/1995	Active	13	0	0	0	0.00%	14		9		3		M,VP,SC	5	\$553.17
13292	GENOA	09/21/1936	Active	11	0	2	-2	-15.38%	13	2	2			N	M,VP,SC	24+	
13321	LAUREL	05/26/1952	Active	10	0	0	0	0.00%	10		10		3		T,M,VP,SC	15	\$50.00
13295	MEADOW GROVE-TILDEN	04/01/1963	Active	15	0	0	0	0.00%	16		3				M,VP,SC	24+	
13298	NELIGH	02/04/1944	Active	6	0	1	-1	-14.29%	8	13	3		3		VP,SC	24+	
30720	NEWMAN GROVE	05/14/1975	Active	8	0	0	0	0.00%	9		9		15	R	VP,SC	2	
13299	NORFOLK	06/14/1921	Active	80	2	3	-1	-1.23%	81	17	7			R	SC	0	\$2,030.00
Exc Award (06/30/2023)																	
13326	OAKLAND	02/20/1952	Active	33	1	2	-1	-2.94%	35	6	0		10	R	M,SC	24+	
38963	OMAHA SUNRISE	10/27/1980	Active	12	0	0	0	0.00%	12		10		6		M,VP,SC	0	\$250.00
13329	OMAHA WESTSIDE	12/01/1969	Active	30	1	1	0	0.00%	30	42	0			N	SC	2	\$3,608.00
13305	PIERCE	08/19/1969	Active	41	1	1	0	0.00%	41	23	6			N	P,S,T,M,VP SC	3	
13332	SNYDER	10/22/1951	Active	3	0	1	-1	-25.00%	4	29	7		4		M,VP,SC	13	
13333	TEKAMAH	02/16/1922	Active	50	2	4	-2	-3.85%	52	19	1		2	R	M,SC	1	\$431.00



Club Health Assessment for District 38 O through March 2025

					Membership										Reports				Finance		LCIF
Club Number	Club Name	Charter Date	Status	Current Member Count	YTD Members Added	YTD Members Dropped	YTD Net Growth	YTD Net Growth%	Member Count 12 Months Ago	Avg. length of service for dropped members	Months Since Last MMR ***	Yrs. Since Last Officer Report	President Rotation	Vice President Reported ****	Months Since Last Activity Report ***	Account Balance	Donations for current Fiscal Year				
			Number of times on status quo within last two years	If below 15 members appears			If net loss is greater than 20% appears				If no report in 3 months appears in	When more than one year appears in	Number of repeat terms		Notes the officers that do not have an active	If no report at 12 months appears in red					
Exc Award (06/30/2022)																					
13336	WAHOO	05/05/1922	Active	30	3	1	2	7.14%	28	10	0			N	T,VP,SC	2	90+ Days	\$100.00			
13337	WAKEFIELD	01/27/1933	Active	12	0	0	0	0.00%	12		14		7		S,T,M,VP,SC	24+					
13338	WAYNE	07/25/1961	Active	14	0	0	0	0.00%	14		11		2	R	M,SC	24+					
13340	WISNER	12/19/1951	Active	62	0	7	-7	-10.14%	69	25	4				P,T,M,VP,SC	24+					
37575	WOODCLIFF	10/25/1979	Active	88	6	3	3	3.53%	100	4	4			R	T,M,VP,SC	9					
Current Total Clubs Count	YTD New Clubs Count	YTD Cancelled Clubs Count	YTD Net Club Gain	Current Total Members Count	YTD Add	YTD Drop	YTD Net Growth	YTD Net Growth %	Member Count 12 Months Ago	Average Member Count Per Club	% of Clubs with less than 20 members	% No MMR in 3 Months	% No Officer Report in 12 Months	% of Clubs with balance 90+ days	Number of Clubs in Status Quo	% Status Quo Clubs in Financial Suspension	Number of Cancelled Clubs	Average Cancelled Club Age	Members Lost Due to Cancellation	% of Clubs Cancelled for Non-Financial Reasons	
25	1	0	1	707	45	33	12	1.73%	718	28	48%	64%	0%	8%	0	0%	0	0	0	0%	

* - P - Priority Club. Cancellation Reasons: 1-Objectives/conduct, 2-Non-active club, 5-Non-existing club, 6-Disbanding, 7-Merger, 8-Financial Suspension, 9-District/Multiple District Dues.

** - Abbreviation: P-President, S-Secretary, T-Treasurer, M-Member Chairperson, VP-First Vice President, MC-Communications Chairperson, SC-Service Chairperson

*** - Abbreviation: N/R - Never reported using the Lions Clubs website, N/A - Not applicable, No password registered for the Lions Clubs website.

**** - Abbreviation: N - New, IP - Immediate Past, R - Repeat.



Club Health Assessment for District 38 N through March 2025

			Status	Membership							Reports					Finance		LCIF
Club Number	Club Name	Charter Date		Current Member Count	YTD Members Added	YTD Members Dropped	YTD Net Growth	YTD Net Growth%	Member Count 12 Months Ago	Avg. length of service for dropped members	Months Since Last MMR ***	Yrs. Since Last Officer Report	President Rotation	Vice President Reported ****	Months Since Last Activity Report ***	Account Balance	Donations for current Fiscal Year	
			Number of times on status quo within last two years	If below 15 members appears				If net loss is greater than 20% appears			If no report in 3 months appears in	When more than one year appears in	Number of repeat terms	Notes the officers that do not have an active	If no report at 12 months red			
Clubs more than two years old																		
13399	AURORA	08/15/1941	Active	10	0	1	-1	-9.09%	11	28	3			R	SC	0		
13400	BEATRICE	04/21/1942	Active	6	0	2	-2	-25.00%	10	2	2		None	N	P,M,SC	0	\$10.00	
31701	BELLEVUE	02/13/1976	Active	19	0	1	-1	-5.00%	20	1	3		10	N	M,SC	1		
Exc Award (06/30/2023)																		
13401	BYRON	05/11/1964	Active	26	1	3	-2	-7.14%	28	50	4			N	T,M,SC	6		
13283	CLARKS	05/07/1942	Active	8	0	0	0	0.00%	8		18		2		P,M,VP,SC	12	90+ Days	
47411	COOK	06/15/1987	Active	11	1	0	1	10.00%	12		6		11		M,VP,SC	24+		
13403	CRETE	08/21/1945	Active	9	0	2	-2	-18.18%	10	1	2		5	R	VP,SC	1	\$150.00	
13404	DAVENPORT	01/24/1947	Active	18	0	1	-1	-5.26%	19	10	3		3	R	M,SC	3	\$200.00	
44531	DESHLER	01/29/1985	Active	32	2	1	1	3.23%	30	3	5		2	N	P,M,SC	9		
13410	FALLS CITY	10/08/1934	Active	24	0	1	-1	-4.00%	24	1	2		2		VP,SC	19		
13411	GENEVA	08/23/1944	Active	34	0	0	0	0.00%	34		12			N	M	13		
13412	GILTNER	04/12/1967	Active	15	2	3	-1	-6.25%	16	24	1			N	VP,SC	0		
82708	GRETNA	06/22/2004	Active	10	0	0	0	0.00%	9		10		2	N		11		
13417	HEBRON	10/20/1939	Active	13	1	4	-3	-18.75%	16	4	0			N	M,SC	5	\$10.00	
38046	HORDVILLE	02/14/1980	Active	12	1	0	1	9.09%	11		5			N	P,M,VP,SC	6		
13418	HUBBELL	05/27/1964	Active	29	0	0	0	0.00%	29		0			N	P,M,VP,SC	9		
13419	HUMBOLDT	10/26/1961	Active	20	3	1	2	11.11%	18	4	1		2	R	SC	0	\$980.00	
107793	LINCOLN 21ST CENTURY	03/11/2010	Active	6	2	1	1	20.00%	6	6	0		2		M,VP	0	\$4,600.00	
13421	LINCOLN BETHANY	05/19/1938	Active	16	0	2	-2	-11.11%	17	2	2				VP,SC	0	\$1,286.00	
47975	LINCOLN STAR CITY	12/28/1987	Active	36	1	4	-3	-7.69%	37	19	1			N		5	\$4,559.70	
Exc Award (06/30/2023)																		
13323	MILLARD	11/07/1946	Active	36	0	4	-4	-10.00%	40	16	0			N	SC	0	\$5,305.22	
Exc Award (06/30/2024)																		
110686	MILLARD NOON	04/04/2011	Active	10	0	0	0	0.00%	10		13			N	P,SC	12		



Club Health Assessment for District 38 N through March 2025

			Status		Membership						Reports					Finance		LCIF		
Club Number	Club Name	Charter Date		Current Member Count	YTD Members Added	YTD Members Dropped	YTD Net Growth	YTD Net Growth%	Member Count 12 Months Ago	Avg. length of service for dropped members	Months Since Last MMR ***	Yrs. Since Last Officer Report	President Rotation	Vice President Reported ****	Months Since Last Activity Report ***	Account Balance	Donations for current Fiscal Year			
			Number of times on status quo within last two years	If below 15 members appears	If net loss is greater than 20% appears						If no report in 3 months appears in	When more than one year appears in	Number of repeat terms	Notes the officers that do not have an active	If no report at 12 months appears in red					
13324	MURDOCK	08/18/1953	Active	12	0	0	0	0.00%	12		6		2	N	M,SC	2	\$70.00			
32360	PAPILLION	06/11/1976	Active	128	6	6	0	0.00%	128	11	0			N		1	\$13,150.00			
Exc Award (06/30/2017, 06/30/2024)																				
13330	PLATTSMOUTH	09/29/1952	Active	49	0	3	-3	-5.77%	52	8	0			N	SC	4	\$1,372.00			
75975	UTICA	06/30/2003	Active	19	0	3	-3	-13.64%	22	9	7			N	P,VP,SC	16				
13429	WILBER	11/19/1952	Active	18	0	1	-1	-5.26%	19	9	3			N	T,M,SC	0				
13430	YORK	06/28/1949	Active	21	2	2	0	0.00%	22	7	2		2	N	P,SC	0	\$1,685.00			
Exc Award (06/30/2022)																				
Current Total Clubs Count	YTD New Clubs Count	YTD Cancelled Clubs Count	YTD Net Club Gain	Current Total Members Count	YTD Add	YTD Drop	YTD Net Growth	YTD Net Growth %	Member Count 12 Months Ago	Average Member Count Per Club	% of Clubs with less than 20 members	% No MMR in 3 Months	% No Officer Report in 12 Months	% of Clubs with balance 90+ days	Number of Clubs in Status Quo	% Status Quo Clubs in Financial Suspension	Number of Cancelled Clubs	Average Cancelled Club Age	Members Lost Due to Cancellation	% of Clubs Cancelled for Non-Financial Reasons
28	0	0	0	647	22	46	-24	-3.58%	670	23	61%	50%	0%	4%	0	0%	0	0	0	0%

* - P - Priority Club. Cancellation Reasons: 1-Objectives/conduct, 2-Non-active club, 5-Non-existing club, 6-Disbanding, 7-Merger, 8-Financial Suspension, 9-District/Multiple District Dues.


** - Abbreviation: P-President, S-Secretary, T-Treasurer, M-Member Chairperson, VP-First Vice President, MC-Communications Chairperson, SC-Service Chairperson

*** - Abbreviation: N/R - Never reported using the Lions Clubs website, N/A - Not applicable, No password registered for the Lions Clubs website.

**** - Abbreviation: N - New, IP - Immediate Past, R - Repeat.



Club Health Assessment for District 39 W through March 2025

			Status	Membership						Reports					Finance		LCIF
Club Number	Club Name	Charter Date		Current Member Count	YTD Members Added	YTD Members Dropped	YTD Net Growth	YTD Net Growth%	Member Count 12 Months Ago	Avg. length of service for dropped members	Months Since Last MMR ***	Yrs. Since Last Officer Report	President Rotation	Vice President Reported ****	Months Since Last Activity Report ***	Account Balance	Donations for current Fiscal Year
			Number of times on status quo within last two years	If below 15 members appears				If net loss is greater than 20% appears			If no report in 3 months appears in	When more than one year appears in	Number of repeat terms	Notes the officers that do not have an active	If no report at 12 months appears in red		
Clubs less than two years old																	
179909	Valley Mountain	12/11/2024	Active	22	22	0	22	100.00%	0		0			T,M,VP,SC	N/R		
Clubs more than two years old																	
13471	ADRIAN	11/19/1948	Active	13	3	0	3	30.00%	10		1		2	VP,SC	8		
13432	BOISE BENCH	05/28/1951	Active	84	33	26	7	9.09%	80	10	0			T,M,VP	0		\$2,900.00
Exc Award (06/30/2022, 06/30/2023, 06/30/2024)																	
13434	BOISE BOISE VISTA	03/12/1959	Active	29	1	1	0	0.00%	28	19	1			N M	4		\$2,050.00
13437	BURLEY	12/03/1938	Active	33	3	3	0	0.00%	33	14	1		2	R M,VP,SC	20		
13438	CALDWELL	10/27/1930	Active	46	5	11	-6	-11.54%	52	3	0			N	1		\$2,530.00
Exc Award (06/30/2023, 06/30/2024)																	
13440	COUNCIL	12/13/1960	Active	10	0	1	-1	-9.09%	11	3	0			R T,M,VP,SC	12		\$150.00
13441	DECLO	10/22/1969	Active	36	8	4	4	12.50%	32	15	1			N S,M,VP,SC	24+		
56946	EAGLE 616	05/25/1995	Active	42	0	0	0	0.00%	42		1		3	M,VP,SC	15		
13443	EMMETT	10/11/1933	Active	40	5	2	3	8.11%	36	6	2			N	0		\$1,000.00
Exc Award (06/30/2023, 06/30/2024)																	
13446	GOODING	01/06/1941	Active	14	0	2	-2	-12.50%	16	3	1			N T,M,SC	13		
13447	GRAND VIEW	10/16/1956	Active	8	0	0	0	0.00%	8		19		2	R P,T,M,VP,SC	22		
36886	HOMEDALE	04/05/1979	Active	10	0	0	0	0.00%	10		0		3	R M,VP,SC	N/R		
13452	KUNA	03/06/1967	Active	25	3	2	1	4.17%	27	2	2		3	M,VP	18		
Exc Award (06/30/2023)																	
13454	MARSING	11/01/1960	Active	28	1	8	-7	-20.00%	35	16	6		2	N T,M,SC	24+		
13456	MERIDIAN	09/20/1938	Active	41	5	1	4	10.81%	39	5	0			N M,VP,SC	3		\$1,950.00
13457	MIDVALE	03/15/1965	Active	13	0	0	0	0.00%	13		12		3	R M,VP,SC	24+		\$802.50
Exc Award (06/30/2018)																	
13459	MOUNTAIN HOME	11/05/1969	Active	82	26	0	26	46.43%	64		0		2	M,VP,SC	8		\$260.00
Exc Award (06/30/2024)																	
13460	NAMPA	01/15/1931	Active	32	3	3	0	0.00%	31	2	2		2	T,M,VP,SC	7		



Club Health Assessment for District 39 W through March 2025

Club Number	Club Name	Charter Date	Status	Membership							Reports					Finance	LCIF
				Current Member Count	YTD Members Added	YTD Members Dropped	YTD Net Growth	YTD Net Growth%	Member Count 12 Months Ago	Avg. length of service for dropped members	Months Since Last MMR ***	Yrs. Since Last Officer Report	President Rotation	Vice President Reported ****	Months Since Last Activity Report ***	Account Balance	Donations for current Fiscal Year
			Number of times on status quo within last two years	If below 15 members appears				If net loss is greater than 20% appears			If no report in 3 months appears	When more than one year appears in	Number of repeat terms	Notes the officers that do not have an active	If no report at 12 months appears in red		
13473	ONTARIO	07/02/1942	Active	15	0	1	-1	-6.25%	16	10	6		5	S,T,M,VP,SC	8		
13462	PARMA	05/09/1949	Active	54	4	8	-4	-6.90%	58	17	8			N	P,S,M,SC	16	90+ Days
62404	PAYETTE SYRINGA	10/11/1999	Active	27	0	2	-2	-6.90%	29	4	2		3	N	S,M,VP	0	\$1,415.00
13465	RUPERT	10/26/1943	Active	29	2	0	2	7.41%	27		5		3		M,VP,SC	5	\$800.00
Exc Award (06/30/2022, 06/30/2023)																	
88287	STAR	05/13/2005	Active(1)	17	7	11	-4	-19.05%	21	4	1				T,M,VP,SC	7	90+ Days
Exc Award (06/30/2018)																	
153224	Treasure Valley	12/19/2022	Active	47	2	1	1	2.17%	47	2	3				M,VP,SC	0	90+ Days
13466	TWIN FALLS	10/28/1935	Active	24	0	1	-1	-4.00%	25	3	4			R	M,SC	1	\$2,100.00
13474	VALE	05/13/1954	Active	25	2	0	2	8.70%	23		5				M,VP,SC	6	
82896	VALLEY	06/29/2004	Active	24	1	1	0	0.00%	24	2	3		9	R	M,VP,SC	5	
13468	WEISER	06/10/1930	Active	21	1	2	-1	-4.55%	22	6	3		2	R		0	\$540.00
Exc Award (06/30/2023)																	
13470	WOOD RIVER L C	05/02/1973	Active	12	0	0	0	0.00%	12		29		4	S,M,VP,SC	24+		

Clubs Cancelled Previous Fiscal Year – Clubs Cancelled within last 12 months may be reinstated

Club Number	Club Name	Charter Date	Current Status*	Cancellation Date
13431	BOISE HOST	06/17/1935	Cancelled(6*)	01/29/2024

Current Total Clubs Count	YTD New Clubs Count	YTD Cancelled Clubs Count	YTD Net Club Gain	Current Total Members Count	YTD Add	YTD Drop	YTD Net Growth	YTD Net Growth %	Member Count 12 Months Ago	Average Member Count Per Club	% of Clubs with less than 20 members	% No MMR in 3 Months	% No Officer Report in 12 Months	% of Clubs with balance 90+ days	Number of Clubs in Status Quo	% Status Quo Clubs in Financial Suspension	Number of Cancelled Clubs	Average Cancelled Club Age	Members Lost Due to Cancellation	% of Clubs Cancelled for Non-Financial Reasons
30	1	0	1	903	137	91	46	5.37%	871	30	30%	40%	0%	10%	0	0%	0	0	0	0%

* - P - Priority Club. Cancellation Reasons: 1-Objectives/conduct, 2-Non-active club, 5-Non-existing club, 6-Disbanding, 7-Merger, 8-Financial Suspension, 9-District/Multiple District Dues.


** - Abbreviation: P-President, S-Secretary, T-Treasurer, M-Member Chairperson, VP-First Vice President, MC-Communications Chairperson, SC-Service Chairperson

*** - Abbreviation: N/R - Never reported using the Lions Clubs website, N/A - Not applicable, No password registered for the Lions Clubs website.

**** - Abbreviation: N - New, IP - Immediate Past, R - Repeat.



Club Health Assessment for District 39 E through March 2025

			Status	Membership							Reports					Finance	LCIF	
Club Number	Club Name	Charter Date		Current Member Count	YTD Members Added	YTD Members Dropped	YTD Net Growth	YTD Net Growth%	Member Count 12 Months Ago	Avg. length of service for dropped members	Months Since Last MMR ***	Yrs. Since Last Officer Report	President Rotation	Vice President Reported ****	Months Since Last Activity Report ***	Account Balance	Donations for current Fiscal Year	
			Number of times on status quo within last two years	If below 15 members appears				If net loss is greater than 20% appears			If no report in 3 months appears in	When more than one year appears in	Number of repeat terms		Notes the officers that do not have an active	If no report at 12 months appears in red		
Clubs more than two years old																		
13475	AMERICAN FALLS	02/15/1952	Active	31	2	3	-1	-3.13%	32	28	4			N	SC	4		\$1,380.00
13477	ARCO	08/02/1951	Active(1)	23	6	4	2	9.52%	22	8	4			N	M,SC	0		\$50.00
13479	BANCROFT	02/17/1944	Active(2)	9	0	0	0	0.00%	9		16		12	R	T,M,VP,SC	20		
101258	BLACKFOOT CITY	02/22/2008	Active	10	0	1	-1	-9.09%	11	54	0			R	T,M,SC	6		
33270	CHALLIS	01/31/1977	Active	20	3	4	-1	-4.76%	22	4	2		9	R	M,SC	13		
13482	CHUBBUCK	12/05/1960	Active	44	5	0	5	12.82%	39		1		2	N	M,SC	0		\$550.00
Exc Award (06/30/2023, 06/30/2024)																		
13484	DUBOIS	10/10/1947	Active	14	0	1	-1	-6.67%	16	17	0			N	M,SC	3		
33673	FRANKLIN	04/19/1977	Active	17	2	6	-4	-19.05%	21	7	5			IP	M,SC	18		
40749	HAMER	01/31/1982	Active	13	0	1	-1	-7.14%	15	21	8			N	P,T,M,SC	4		
129290	Idaho Southeast Diabetes	11/11/2016	Active	4	0	0	0	0.00%	4		51		9		M,VP,SC	18	90+ Days	
13491	LAVA HOT SPRINGS	11/15/1945	Active	5	0	1	-1	-16.67%	6	37	6		10		P,T,M,VP,SC	18		
13492	MACKAY	11/14/1956	Active	12	2	3	-1	-7.69%	14	34	0		2	R	P,M,VP,SC	5		
13493	MALAD CITY	05/29/1923	Active	11	0	1	-1	-8.33%	12	25	0				P,M,VP,SC	6		
13499	POCATELLO DOWNTOWN	01/06/1967	Active	9	2	1	1	12.50%	8	19	2			N	SC	6		
56334	POCATELLO SOUTHEAST IDAHO SCHO	12/27/1994	Active	39	0	0	0	0.00%	37		8		6	R	M,VP,SC	0		\$270.00
13500	PRESTON	02/19/1936	Active	15	2	2	0	0.00%	15	8	0			N		1		\$20.00
13502	RIGBY	03/02/1928	Active	18	2	2	0	0.00%	20	4	1				M,VP,SC	0		\$1,177.00
13504	ROBERTS	10/22/1958	Active	7	0	0	0	0.00%	12		11		8	R	M,VP,SC	10		
13507	SODA SPRINGS	07/13/1949	Active	20	0	0	0	0.00%	19		10			N	P,T,M,SC	1		\$100.00
Exc Award (06/30/2018)																		
13505	ST ANTHONY	11/17/1938	Active(1)	21	7	3	4	23.53%	15	1	1			N	S,M,SC	9		\$210.00
33839	TWIN BUTTE L C	05/10/1977	Active	10	1	0	1	11.11%	10		7			N	P,M,VP,SC	17		
13509	WEST JEFFERSON	11/09/1956	Active	7	1	0	1	16.67%	6		4		7		P,S,T,M,VP SC	9		



Club Health Assessment for District 39 E through March 2025

						Membership										Reports				Finance		LCIF	
Club Number	Club Name	Charter Date		Status		Current Member Count	YTD Members Added	YTD Members Dropped	YTD Net Growth	YTD Net Growth%	Member Count 12 Months Ago	Avg. length of service for dropped members	Months Since Last MMR ***	Yrs. Since Last Officer Report	President Rotation	Vice President Reported ****	Months Since Last Activity Report ***	Account Balance	Donations for current Fiscal Year				
				Number of times on status quo within last two years	If below 15 members appears	If net loss is greater than 20% appears						If no report in 3 months appears in	When more than one year appears in	Number of repeat terms	Notes the officers that do not have an active	If no report at 12 months appears in red							
Current Total Clubs Count	YTD New Clubs Count	YTD Cancelled Clubs Count	YTD Net Club Gain	Current Total Members Count	YTD Add	YTD Drop	YTD Net Growth	YTD Net Growth %	Member Count 12 Months Ago	Average Member Count Per Club	% of Clubs with less than 20 members	% No MMR in 3 Months	% No Officer Report in 12 Months	% of Clubs with balance 90+ days	Number of Clubs in Status Quo	% Status Quo Clubs in Financial Suspension	Number of Cancelled Clubs	Average Cancelled Club Age	Members Lost Due to Cancellation	% of Clubs Cancelled for Non-Financial Reasons			
22	0	0	0	359	35	33	2	0.56%	365	16	68%	55%	0%	5%	0	0%	0	0	0	0%			

* - P - Priority Club. Cancellation Reasons: 1-Objectives/conduct, 2-Non-active club, 5-Non-existing club, 6-Disbanding, 7-Merger, 8-Financial Suspension, 9-District/Multiple District Dues.

** - Abbreviation: P-President, S-Secretary, T-Treasurer, M-Member Chairperson, VP-First Vice President, MC-Communications Chairperson, SC-Service Chairperson

*** - Abbreviation: N/R - Never reported using the Lions Clubs website, N/A - Not applicable, No password registered for the Lions Clubs website.

**** - Abbreviation: N - New, IP - Immediate Past, R - Repeat.



Club Health Assessment for District 40 N through March 2025

			Status	Membership							Reports					Finance		LCIF
Club Number	Club Name	Charter Date		Current Member Count	YTD Members Added	YTD Members Dropped	YTD Net Growth	YTD Net Growth%	Member Count 12 Months Ago	Avg. length of service for dropped members	Months Since Last MMR ***	Yrs. Since Last Officer Report	President Rotation	Vice President Reported ****	Months Since Last Activity Report ***	Account Balance	Donations for current Fiscal Year	
			Number of times on status quo within last two years	If below 15 members appears				If net loss is greater than 20% appears			If no report in 3 months appears in	When more than one year appears in	Number of repeat terms	Notes the officers that do not have an active	If no report at 12 months appears in red			
Clubs more than two years old																		
13512	ALBUQUERQUE BREAKFAST	11/22/1960	Active	21	1	0	1	5.00%	18		7		3	N	SC	0	\$254.00	
Exc Award (06/30/2023)																		
13516	ALBUQUERQUE NORTHEAST	12/01/1950	Active	11	6	0	6	120.00%	5		2				VP,SC	2	\$949.00	
13518	ALBUQUERQUE RIO GRANDE	08/24/1951	Active	11	0	0	0	0.00%	12		11		7		VP,SC	4		
103764	ALBUQUERQUE UPTOWN	10/07/2008	Active	3	0	0	0	0.00%	3		17		2		S,T,M,VP,SC	19		
13521	AZTEC	08/19/1946	Active	19	3	0	3	18.75%	16		2		3		M,VP,SC	1		
13578	CLOVIS EVENING	02/16/1956	Active	35	5	0	5	16.67%	33		6			R	M,SC	6	\$3,230.00	
49992	EDGEWOOD	11/28/1989	Active	33	6	4	2	6.45%	34	5	0			IP		1	\$1,182.00	
Exc Award (06/30/2023)																		
13527	ESPANOLA VALLEY L C	07/09/1942	Active	5	2	0	2	66.67%	3		0		4		VP,SC	24+		
13529	FARMINGTON EVENING	10/11/1928	Active	30	3	2	1	3.45%	29	1	0		2	R	M,SC	1	\$2,157.00	
Exc Award (06/30/2024)																		
13583	FLOYD	01/12/1950	Active	9	0	0	0	0.00%	9		14		11		P,S,T,M,VP SC	4		
13532	GALLUP	05/23/1945	Active	54	3	9	-6	-10.00%	63	11	3			N	SC	2		
13534	GREATER LAS VEGAS	05/21/1954	Active	12	1	1	0	0.00%	12	51	0		6		S,T,M,VP,SC	0		
13535	LOS ALAMOS	11/04/1948	Active	4	0	0	0	0.00%	4		12		6		VP,SC	24+	90+ Days \$95.00	
13537	MORIARTY	10/22/1971	Active(1)	29	25	16	9	45.00%	20	5	0			N	SC	2	\$70.00	
13593	PORTALES	11/04/1943	Active	8	0	1	-1	-11.11%	9	21	1		9		VP,SC	0		
13539	RATON	09/17/1945	Active	19	3	5	-2	-9.52%	21	12	0			N	M,SC	3		
30856	SANDIA MOUNTAIN	05/30/1975	Active	23	0	0	0	0.00%	26		1				VP,SC	17	\$1,100.00	
Exc Award (06/30/2018)																		
13541	SANTA FE CAPITAL CITY	11/21/1960	Active	45	7	4	3	7.14%	42	26	0		4		M,VP	1	\$3,204.00	
13569	SOCORRO	09/11/1947	Active	21	0	4	-4	-16.00%	21	1	0		2	N	S,SC	0		
13544	TAOS	09/10/1927	Active	52	13	1	12	30.00%	39	6	0		2		M,VP,SC	2		
13548	WINDOW ROCK FORT DEFIANCE	02/20/1961	Active	9	1	1	0	0.00%	9	1	6			N	M,SC	15		



Club Health Assessment for District 40 N through March 2025

				Status	Membership						Reports					Finance	LCIF	
Club Number	Club Name	Charter Date			Current	YTD	YTD	YTD	YTD	Member	Avg. length	Months	Yrs. Since	President	Vice	Months		
					Member Count	Members Added	Members Dropped	Net Growth	Net Growth%	Count 12 Months Ago	of service for dropped members	Since Last MMR ***	Last Officer Report					
			Number of times on status quo within last two years		If below 15 members appears					If net loss is greater than 20% appears		If no report in 3 months appears in	When more than one year appears in	Number of repeat terms	Notes the officers that do not have an active	If no report at 12 months appears in red		

Clubs Cancelled Previous Fiscal Year – Clubs Cancelled within last 12 months may be reinstated

Club Number	Club Name	Charter Date	Current Status*	Cancellation Date
146885	New Mexico Business Builders	06/29/2021	Cancelled(6*)	06/29/2024
13517	RIO RANCHO HOST	04/07/1964	Cancelled(8*)	12/29/2023

Current Total Clubs Count	YTD New Clubs Count	YTD Cancelled Clubs Count	YTD Net Club Gain	Current Total Members Count	YTD Add	YTD Drop	YTD Net Growth	YTD Net Growth %	Member Count 12 Months Ago	Average Member Count Per Club	% of Clubs with less than 20 members	% No MMR in 3 Months	% No Officer Report in 12 Months	% of Clubs with balance 90+ days	Number of Clubs in Status Quo	% Status Quo Clubs in Financial Suspension	Number of Cancelled Clubs	Average Cancelled Club Age	Members Lost Due to Cancellation	% of Clubs Cancelled for Non-Financial Reasons
21	0	0	0	453	79	48	31	7.35%	428	22	52%	38%	0%	5%	0	0%	0	0	0	0%

* - P - Priority Club. Cancellation Reasons: 1-Objectives/conduct, 2-Non-active club, 5-Non-existing club, 6-Disbanding, 7-Merger, 8-Financial Suspension, 9-District/Multiple District Dues.


** - Abbreviation: P-President, S-Secretary, T-Treasurer, M-Member Chairperson, VP-First Vice President, MC-Communications Chairperson, SC-Service Chairperson

*** - Abbreviation: N/R - Never reported using the Lions Clubs website, N/A - Not applicable, No password registered for the Lions Clubs website.

**** - Abbreviation: N - New, IP - Immediate Past, R - Repeat.




Club Health Assessment for District 40 S through March 2025

			Status	Membership							Reports					Finance		LCIF
Club Number	Club Name	Charter Date		Current Member Count	YTD Members Added	YTD Members Dropped	YTD Net Growth	YTD Net Growth%	Member Count 12 Months Ago	Avg. length of service for dropped members	Months Since Last MMR ***	Yrs. Since Last Officer Report	President Rotation	Vice President Reported ****	Months Since Last Activity Report ***	Account Balance	Donations for current Fiscal Year	
			Number of times on status quo within last two years	If below 15 members appears			If net loss is greater than 20% appears				If no report in 3 months appears in	When more than one year appears in	Number of repeat terms	Notes the officers that do not have appears in an active		If no report at 12 months red		
Clubs less than two years old																		
179115	Carlsbad Community	10/18/2024	Active	22	23	1	22	100.00%	0	2	0				VP,SC	0		
Clubs more than two years old																		
13549	ALAMOGORDO BREAKFAST	03/13/1971	Active	19	0	0	0	0.00%	19		12		None		P,T,M,VP,SC	11	90+ Days	\$500.00
45679	ALAMOGORDO DOWNTOWN	01/17/1986	Active(1)	13	0	0	0	0.00%	13		11	1	None		P,S,T,M,VP SC	11	90+ Days	\$100.00
13551	ALAMOGORDO EVENING	11/28/1955	Active	14	1	1	0	0.00%	14	6	4		None		P,T,M,VP,SC	11		
13550	ALAMOGORDO NOON	02/15/1946	Active	11	0	0	0	0.00%	11		11	1	None		P,S,T,M,VP SC	12	90+ Days	
13552	ANTHONY	04/12/1939	Active	10	0	0	0	0.00%	10		11	1	None		P,S,T,M,VP SC	7	90+ Days	
13572	ARTESIA DOWNTOWN	04/28/1939	Active	36	2	4	-2	-5.26%	38	4	0			N		1		\$588.00
Exc Award (06/30/2018, 06/30/2023, 06/30/2024)																		
13553	BAYARD	06/10/1940	Active(1)	7	0	0	0	0.00%	7		11		6		P,VP,SC	12	90+ Days	
13574	CARLSBAD DOWNTOWN	04/26/1928	Active	40	10	22	-12	-23.08%	53	2	1		2	N	SC	0		\$11,105.00
Exc Award (06/30/2023, 06/30/2024)																		
13576	CARLSBAD HEIGHTS	03/01/1955	Active	22	3	6	-3	-12.00%	26	3	2		2	N	SC	11		\$500.00
13582	EUNICE	02/06/1954	Active	8	0	0	0	0.00%	8		12		8	R	M,VP,SC	0		\$400.00
13584	HAGERMAN	05/16/1946	Cancelled(8*)	0	0	11	-11	-100.00%	11	14	3	1	None		P,S,T,M,VP SC	12	90+ Days	
Exc Award (06/30/2023)																		
13560	HIGH ROLLS MOUNTAIN PARK	10/27/1958	Active	18	1	4	-3	-14.29%	21	8	1			N	M,SC	4		\$400.00
13585	HOBBS DOWNTOWN	01/22/1937	Active	18	1	2	-1	-5.26%	19	24	5		3	N	M,VP,SC	11		\$100.00
13561	LA MESA	04/09/1949	Active	37	0	4	-4	-9.76%	41	6	1			N	SC	6		\$2,025.00
Exc Award (06/30/2023)																		
13562	LAS CRUCES	06/06/1928	Active	18	3	0	3	20.00%	15		1		3		VP,SC	12		\$300.00
13563	LAS CRUCES DE NOCHE	06/11/1957	Active	5	0	0	0	0.00%	6		10		6	R	M,SC	11		\$200.00
36573	LAS CRUCES SUNRISE	02/15/1979	Active	29	4	2	2	7.41%	30	25	3		None	N	P,M,SC	11		\$200.00
13565	LOS LEONES DE MESILLA	11/08/1972	Active	18	5	4	1	5.88%	20	14	1			R	SC	0		\$417.00
13589	LOVINGTON	01/02/1946	Active	21	2	1	1	5.00%	20	2	1		None		P,M,VP,SC	2		\$50.00



Club Health Assessment for District 40 S through March 2025

				Status		Membership						Reports						Finance		LCIF
Club Number	Club Name	Charter Date			Current Member Count	YTD Members Added	YTD Members Dropped	YTD Net Growth	YTD Net Growth%	Member Count 12 Months Ago	Avg. length of service for dropped members	Months Since Last MMR ***	Yrs. Since Last Officer Report	President Rotation	Vice President Reported ****	Months Since Last Activity Report ***	Account Balance	Donations for current Fiscal Year		
			Number of times on status quo within last two years		If below 15 members appears				If net loss is greater than 20% appears			If no report in 3 months appears in	When more than one year appears in	Number of repeat terms	Notes the officers that do not have an active	If no report at 12 months appears in red				
13594	ROSWELL DOWNTOWN	09/15/1927	Active		3	1	0	1	50.00%	2		4		5	P,M,VP,SC	4		\$750.00		
13595	ROSWELL MIDDAY	01/21/1955	Active		8	2	0	2	33.33%	6		2		5	M,VP,SC	11				
13566	RUIDOSO EVENING	01/07/1940	Active		33	11	1	10	43.48%	24	0	0			N	0		\$660.00		
	Exc Award (06/30/2024)																			
13567	RUIDOSO VALLEY NOON	11/26/1969	Active		1	0	0	0	0.00%	1		11	1	None	P,S,T,M,VP SC	11				
13568	SILVER CITY	12/10/1930	Active		10	0	0	0	0.00%	10		11	1	None	P,S,T,M,VP SC	12	90+ Days			
13570	TRUTH OR CONSEQUENCES	12/06/1944	Active		7	0	0	0	0.00%	7		11	1	None	P,S,T,M,VP SC	12				
Current Total Clubs Count	YTD New Clubs Count	YTD Cancelled Clubs Count	YTD Net Club Gain	Current Total Members Count	YTD Add	YTD Drop	YTD Net Growth	YTD Net Growth %	Member Count 12 Months Ago	Average Member Count Per Club	% of Clubs with less than 20 members	% No MMR in 3 Months	% No Officer Report in 12 Months	% of Clubs with balance 90+ days	Number of Clubs in Status Quo	% Status Quo Clubs in Financial Suspension	Number of Cancelled Clubs	Average Cancelled Club Age	Members Lost Due to Cancellation	% of Clubs Cancelled for Non-Financial Reasons
25	1	1	0	428	69	63	6	1.42%	432	17	68%	56%	24%	24%	0	0%	1	79	11	0%

* - P - Priority Club. Cancellation Reasons: 1-Objectives/conduct, 2-Non-active club, 5-Non-existing club, 6-Disbanding, 7-Merger, 8-Financial Suspension, 9-District/Multiple District Dues.

** - Abbreviation: P-President, S-Secretary, T-Treasurer, M-Member Chairperson, VP-First Vice President, MC-Communications Chairperson, SC-Service Chairperson

*** - Abbreviation: N/R - Never reported using the Lions Clubs website, N/A - Not applicable, No password registered for the Lions Clubs website.

**** - Abbreviation: N - New, IP - Immediate Past, R - Repeat.




Club Health Assessment for District 43 K through March 2025

			Status	Membership						Reports					Finance	LCIF	
Club Number	Club Name	Charter Date		Current Member Count	YTD Members Added	YTD Members Dropped	YTD Net Growth	YTD Net Growth%	Member Count 12 Months Ago	Avg. length of service for dropped members	Months Since Last MMR ***	Yrs. Since Last Officer Report	President Rotation	Vice President Reported ****	Months Since Last Activity Report ***	Account Balance	Donations for current Fiscal Year
			Number of times on status quo within last two years	If below 15 members appears				If net loss is greater than 20% appears			If no report in 3 months appears in	When more than one year appears in	Number of repeat terms	Notes the officers that do not have an active	If no report at 12 months red		
Clubs less than two years old																	
179636	Ballard County	12/09/2024	Active	28	28	0	28	100.00%	0		2			M,VP,SC	N/R	90+ Days	
178982	Campbellsville-Taylor County	10/18/2024	Active	27	28	1	27	100.00%	0	0	1			VP,SC	1		
156293	Hopkins County Pactus	11/13/2023	Active	54	11	0	11	25.58%	43		2		2	R	4		
180774	Tradewater	02/14/2025	Newly Chartered	25	25	0	25	100.00%	0		0			N	M,SC	N/R	
Clubs more than two years old																	
14062	ALBANY	04/27/1942	Active(1)	10	9	0	9	900.00%	9		7			VP,SC	1	90+ Days	\$100.00
13949	AUSTIN TRACY	02/25/1957	Active(3)	8	0	0	0	0.00%	8		16		None	P,S,M,VP,SC	8	90+ Days	
121039	Barren County Evening	12/30/2013	Active(1)	9	0	2	-2	-18.18%	15	13	3		2	VP,SC	3		\$550.00
13912	BENTON	01/09/1940	Active	17	1	5	-4	-19.05%	21	16	4		5	N	M,VP	4	
13953	BOWLING GREEN EVENING	03/30/1965	Active	4	0	1	-1	-20.00%	5	51	7		5	M,VP,SC	8	90+ Days	\$500.00
13952	BOWLING GREEN NOON	02/26/1931	Active	48	2	4	-2	-4.00%	49	19	0			R	5		\$1,257.90
Exc Award (06/30/2023)																	
13913	CADIZ	06/29/1943	Active	28	0	8	-8	-22.22%	30	8	3			N	2		\$2,532.38
Exc Award (06/30/2018, 06/30/2024)																	
13957	CALHOUN	10/13/1941	Active	14	4	1	3	27.27%	11	2	3		2	R	M,SC	0	\$665.00
13914	CALVERT CITY	05/20/1948	Active	26	3	4	-1	-3.70%	28	5	0			N	SC	0	
Exc Award (06/30/2022, 06/30/2023)																	
86104	CAVE COUNTRY	04/06/2005	Active	11	1	1	0	0.00%	16	5	2		2	R	SC	3	
Exc Award (06/30/2021, 06/30/2023)																	
13959	CENTRAL CITY	03/11/1940	Active	49	4	2	2	4.26%	47	6	0			N	M,VP,SC	3	
13917	CONCORD	03/25/1963	Active	1	0	0	0	0.00%	1		33		11	IP	M,SC	3	
13918	CORYDON	01/21/1948	Active	14	0	0	0	0.00%	14		2		23	R	S,T,M,VP,SC	3	
13919	CRITTENDEN COUNTY L C	01/26/1972	Active(1)	14	0	0	0	0.00%	14		10			N	P,S,M,VP,SC	5	90+ Days
13961	DAVIESS COUNTY	09/01/1958	Active	46	1	2	-1	-2.13%	47	5	3			N	SC	3	
43350	DRAFFENVILLE	01/31/1984	Cancelled(8*)	0	0	5	-5	-100.00%	5	8	8		None	P,S,T,M,VP SC	24+	90+ Days	



Club Health Assessment for District 43 K through March 2025

			Status	Membership							Reports					Finance		LCIF
Club Number	Club Name	Charter Date		Current Member Count	YTD Members Added	YTD Members Dropped	YTD Net Growth	YTD Net Growth%	Member Count 12 Months Ago	Avg. length of service for dropped members	Months Since Last MMR ***	Yrs. Since Last Officer Report	President Rotation	Vice President Reported ****	Months Since Last Activity Report ***	Account Balance	Donations for current Fiscal Year	
			Number of times on status quo within last two years	If below 15 members appears				If net loss is greater than 20% appears			If no report in 3 months appears in	When more than one year appears in	Number of repeat terms	Notes the officers that do not have an active	If no report at 12 months red			
13963	EDMONSON COUNTY L C	10/25/1955	Active	63	13	6	7	12.50%	55	13	0		22	N	T,M,VP,SC	4	90+ Days	
13995	ELIZABETHTOWN	09/25/1941	Active	63	9	9	0	0.00%	55	13	0		2	N	SC	1		\$1,550.00
	Exc Award (06/30/2021, 06/30/2022, 06/30/2023)																	
13964	FORDSVILLE	03/30/1949	Active	7	0	0	0	0.00%	7		94		22		S,T,M,VP,SC	3	90+ Days	
13965	FRANKLIN	02/22/1940	Active	40	1	0	1	2.56%	40		1			N	SC	7		\$100.00
	Exc Award (06/30/2018)																	
13922	FREDONIA	03/29/1957	Active	11	0	0	0	0.00%	11		9		2	R	M,VP,SC	3		
13923	FULTON	06/07/1924	Active	29	0	2	-2	-6.45%	29	25	5		2		M,VP,SC	6		
14074	GAMALIEL	09/06/1946	Active	19	0	0	0	0.00%	21		1		7		M,VP,SC	3	90+ Days	
13966	GLASGOW	12/15/1932	Active(3)	5	0	0	0	0.00%	5		16	3	None		P,S,T,M,VP SC	4	90+ Days	
13996	GLENDALE	12/19/1946	Active	39	3	11	-8	-17.02%	50	3	0			N	SC	5		
129025	Grand Rivers	09/30/2016	Active(1)	2	0	2	-2	-50.00%	4	8	7				VP,SC	4		
13967	GREENVILLE	02/25/1971	Active	24	0	4	-4	-14.29%	29	5	0		2	N	M,SC	0		
	Exc Award (06/30/2017, 06/30/2018, 06/30/2023)																	
104204	HANSON	12/22/2008	Active(1)	24	1	3	-2	-7.69%	26	1	4		16		M,VP,SC	6		
13978	HART COUNTY	09/01/1939	Active	27	0	0	0	0.00%	27		15		3	R	SC	4		\$520.00
13969	HARTFORD-BEAVER DAM	02/27/1948	Active	22	1	6	-5	-18.52%	27	11	0		2	R	SC	0		
	Exc Award (06/30/2018)																	
13970	HAWESVILLE	11/18/1952	Active	23	3	1	2	9.52%	22	15	2				P,M,VP,SC	4		
13925	HENDERSON	11/21/1939	Active	91	6	9	-3	-3.19%	94	6	1			N		1		
	Exc Award (06/30/2022, 06/30/2023)																	
37803	HENDERSON BRFS	12/13/1979	Active	20	0	4	-4	-16.67%	24	4	0				T,VP	3		
13998	HODGENVILLE	04/23/1956	Active	16	0	0	0	0.00%	16		0			R	T,M,SC	7		
13929	HOPKINSVILLE	01/19/1940	Active	61	4	2	2	3.39%	61	7	2			N	SC	0		\$26,430.00
	Exc Award (06/30/2017, 06/30/2018, 06/30/2023)																	
46025	KNOTTSVILLE	04/01/1986	Active	26	3	0	3	13.04%	23		3			N	T,M,VP,SC	5		
	Exc Award (06/30/2023)																	



Club Health Assessment for District 43 K through March 2025

Club Number	Club Name	Charter Date	Status	Membership							Reports					Finance	LCIF
				Current Member Count	YTD Members Added	YTD Members Dropped	YTD Net Growth	YTD Net Growth%	Member Count 12 Months Ago	Avg. length of service for dropped members	Months Since Last MMR ***	Yrs. Since Last Officer Report	President Rotation	Vice President Reported ****	Months Since Last Activity Report ***	Account Balance	Donations for current Fiscal Year
			Number of times on status quo within last two years	If below 15 members appears				If net loss is greater than 20% appears			If no report in 3 months appears in	When more than one year appears in	Number of repeat terms	Notes the officers that do not have an active	If no report at 12 months red		
47298	LEBANON	05/06/1987	Active	48	5	5	0	0.00%	48	6	7			N SC	7		\$1,000.00
102155	LEBANON JUNCTION RAILROAD CITY	05/16/2008	Active	12	1	0	1	9.09%	11		1		2	R T,M,SC	3		
13976	LEITCHFIELD	04/18/1955	Active	46	5	5	0	0.00%	46	1	0			N SC	0		\$450.00
	Exc Award (06/30/2024)																
13974	LEWISBURG	05/18/1956	Active	20	0	0	0	0.00%	16		4		6	R P,M,SC	8		\$500.00
13975	LEWISPORT	01/16/1959	Active	69	8	1	7	11.29%	61	41	1		2	R VP,SC	0		\$1,000.00
	Exc Award (06/30/2022, 06/30/2023)																
13977	LIVERMORE	02/15/1968	Active	27	3	5	-2	-6.90%	29	8	4		2	VP,SC	3		\$72.00
	Exc Award (06/30/2021, 06/30/2022, 06/30/2023)																
13931	LONE OAK	09/22/1948	Active	36	3	7	-4	-10.00%	42	14	2			IP SC	2		\$1,200.00
	Exc Award (06/30/2020)																
13933	MADISONVILLE	10/24/1939	Active	62	2	2	0	0.00%	62	22	1			N M,SC	0		
66470	MADISONVILLE COMM & TECH CLG	06/28/2002	Active	25	3	1	2	8.70%	28	3	1		7	R SC	0		\$100.00
	Exc Award (06/30/2021, 06/30/2024)																
13934	MAYFIELD	05/14/1920	Active	40	5	4	1	2.56%	39	2	0			N SC	2		
	Exc Award (06/30/2024)																
13935	MORGANFIELD	05/06/1943	Active	50	4	5	-1	-1.96%	50	5	0			N M,SC	4		
14008	Mt. Washington, Inc.	06/23/1948	Active	92	10	1	9	10.84%	87	9	0			N T	0		\$420.00
	Exc Award (06/30/2021, 06/30/2022)																
13936	MURRAY	09/14/1939	Active	36	1	2	-1	-2.70%	37	3	1			N P,M,SC	1		\$160.00
	Exc Award (06/30/2023)																
130252	Murray Business	03/03/2017	Active	31	7	3	4	14.81%	27	0	0		3	R SC	0		
14010	NORTH HARDIN L C	01/05/1970	Active	19	0	1	-1	-5.00%	20	11	1		3	R SC	1		\$400.00
13979	OWENSBORO	06/19/1920	Active	45	0	1	-1	-2.17%	44	1	5			N M,SC	0		\$1,350.00
13938	PADUCAH	04/16/1920	Active	37	0	0	0	0.00%	36		9			R M	2		\$325.00
13980	PARK CITY	08/07/1946	Active	10	0	0	0	0.00%	10		17			N P,T,VP,SC	2		
13981	RUSSELLVILLE	03/21/1940	Active	19	0	0	0	0.00%	21		7			N SC	8		



Club Health Assessment for District 43 K through March 2025

			Status		Membership						Reports						Finance		LCIF	
Club Number	Club Name	Charter Date			Current Member Count	YTD Members Added	YTD Members Dropped	YTD Net Growth	YTD Net Growth%	Member Count 12 Months Ago	Avg. length of service for dropped members	Months Since Last MMR ***	Yrs. Since Last Officer Report	President Rotation	Vice President Reported ****	Months Since Last Activity Report ***	Account Balance	Donations for current Fiscal Year		
			Number of times on status quo within last two years		If below 15 members appears				If net loss is greater than 20% appears			If no report in 3 months appears in	When more than one year appears in	Number of repeat terms		Notes the officers that do not have appears in an active red				
Exc Award (06/30/2023)																				
13982	SACRAMENTO	08/21/1952	Active		20	6	3	3	17.65%	15	14	4		2	R	M,SC	7	\$75.00		
Exc Award (06/30/2023, 06/30/2024)																				
13983	SCOTTSVILLE	06/03/1948	Active(1)		13	12	0	12	1200.00%	12		6				S,T,M,VP,SC	5			
37515	SEDALIA	09/18/1979	Active		44	4	2	2	4.76%	44	45	1				T,M,VP,SC	8			
13944	SMITH MILLS	02/06/1958	Active		17	0	4	-4	-19.05%	21	4	4		6		M,VP,SC	6	90+ Days		
Exc Award (06/30/2023)																				
13985	SMITHS GROVE	06/11/1946	Active		18	5	1	4	28.57%	17	3	0			N	T,SC	0	\$6,600.00		
Exc Award (06/30/2018)																				
14021	SPRINGFIELD	01/16/1945	Active		6	0	0	0	0.00%	7		9		6		S,T,VP,SC	5	\$1,000.00		
13986	TEMPLE HILL	11/12/1953	Active		27	6	4	2	8.00%	25	16	0		2		VP,SC	8			
14095	TOMPKINSVILLE	09/09/1946	Active		11	0	18	-18	-62.07%	32	1	0		13		P,M,VP,SC	0			
77292	VETTE CITY	06/25/2003	Active		16	1	8	-7	-30.43%	24	8	3				VP,SC	0	\$360.00		
13921	WEBSTER COUNTY	05/14/1969	Active		31	1	18	-17	-35.42%	49	5	0			N	VP	0	90+ Days		
Exc Award (06/30/2018, 06/30/2020, 06/30/2024)																				
13987	WHITESVILLE	11/16/1964	Active		51	2	1	1	2.00%	50	15	1			N	P,SC	0	\$2,000.00		
Exc Award (06/30/2023)																				
13948	WINGO	02/13/1964	Active		20	0	0	0	0.00%	20		13		2	R	SC	1			
14023	ZONETON NORTH BULLITT	05/25/1971	Active(1)		19	0	3	-3	-13.64%	22	41	6		10		P,M,VP,SC	8	90+ Days		
Current Total Clubs Count	YTD New Clubs Count	YTD Cancelled Clubs Count	YTD Net Club Gain	Current Total Members Count	YTD Add	YTD Drop	YTD Net Growth	YTD Net Growth %	Member Count 12 Months Ago	Average Member Count Per Club	% of Clubs with less than 20 members	% No MMR in 3 Months	% No Officer Report in 12 Months	% of Clubs with balance 90+ days	Number of Clubs in Status Quo	% Status Quo Clubs in Financial Suspension	Number of Cancelled Clubs	Average Cancelled Club Age	Members Lost Due to Cancellation	% of Clubs Cancelled for Non-Financial Reasons
71	3	1	2	2,062	255	200	55	2.74%	2,041	29	38%	45%	1%	17%	0	0%	1	41	5	0%

* - P - Priority Club. Cancellation Reasons: 1-Objectives/conduct, 2-Non-active club, 5-Non-existing club, 6-Disbanding, 7-Merger, 8-Financial Suspension, 9-District/Multiple District Dues.

** - Abbreviation: P-President, S-Secretary, T-Treasurer, M-Member Chairperson, VP-First Vice President, MC-Communications Chairperson, SC-Service Chairperson

*** - Abbreviation: N/R - Never reported using the Lions Clubs website, N/A - Not applicable, No password registered for the Lions Clubs website.

**** - Abbreviation: N - New, IP - Immediate Past, R - Repeat.



Club Health Assessment for District 43 Y through March 2025

			Status	Membership							Reports					Finance	LCIF	
Club Number	Club Name	Charter Date		Current Member Count	YTD Members Added	YTD Members Dropped	YTD Net Growth	YTD Net Growth%	Member Count 12 Months Ago	Avg. length of service for dropped members	Months Since Last MMR ***	Yrs. Since Last Officer Report	President Rotation	Vice President Reported ****	Months Since Last Activity Report ***	Account Balance	Donations for current Fiscal Year	
			Number of times on status quo within last two years	If below 15 members appears					If net loss is greater than 20% appears			If no report in 3 months appears in	When more than one year appears in	Number of repeat terms	Notes the officers that do not have an active	If no report at 12 months appears in red		
Clubs less than two years old																		
180409	Louisville Water By Women Cyber	02/20/2025	Newly Chartered	33	33	0	33	100.00%	0		0			M,VP,SC	N/R		\$120.00	
Clubs more than two years old																		
14098	ASHLAND	02/12/1924	Active	24	2	1	1	4.35%	22	7	0			N	M,SC	5		
14099	ASHLAND SOUTH ASHLAND	03/04/1957	Active	10	0	4	-4	-28.57%	14	12	0		8	R	S	2		
14065	BEREA	02/25/1946	Active	26	0	0	0	0.00%	27		7			N	M,SC	0		
14103	BOONEVILLE	04/10/1945	Active	30	0	0	0	0.00%	30		19		14		M,VP,SC	3		
41016	BUTLER	03/16/1982	Active	38	4	3	1	2.70%	37	13	0		2	R	M,SC	0		
47412	CARROLLTON	06/02/1987	Active	18	0	0	0	0.00%	18		22			IP	P,T	7		
14107	CLAY CITY	04/11/1961	Active	5	0	0	0	0.00%	5		12		2	R	M,SC	6		
14071	CORBIN	12/08/1947	Active	11	0	0	0	0.00%	11		1		2	R	SC	2	\$1,000.00	
14031	COVINGTON-KENTON	09/17/1940	Active	18	0	0	0	0.00%	18		6		2		M,VP,SC	2		
14072	CUMBERLAND	10/08/1945	Active	6	0	0	0	0.00%	6		15		3	N	T,M,SC	5		
14032	CYNTHIANA	07/31/1939	Active	76	6	7	-1	-1.30%	77	23	0				P,M,VP,SC	1	\$1,200.00	
Exc Award (06/30/2023, 06/30/2024)																		
14035	ERLANGER	03/09/1945	Active	54	7	0	7	14.89%	51		0				P,M,VP,SC	6	\$2,564.30	
61330	ESTILL COUNTY	12/07/1998	Active	21	3	3	0	0.00%	22	25	4				M,VP,SC	7		
29121	FAIRDALE	04/05/1974	Active	26	0	6	-6	-18.75%	33	3	2		3	R	SC	0		
14036	FALMOUTH	06/16/1966	Active	8	0	0	0	0.00%	8		7		2	N	T,M,SC	1	\$50.00	
44428	FLATWOODS	12/10/1984	Active	12	1	2	-1	-7.69%	13	34	0		4	N	S,M,SC	9	\$100.00	
Exc Award (06/30/2024)																		
14109	FLEMINGSBURG	08/04/1932	Active	27	0	3	-3	-10.00%	28	8	1		2	R	M,SC	5		
14037	FLORENCE	12/08/1952	Active	26	0	5	-5	-16.13%	31	2	2			N	SC	1		
14038	FORT THOMAS	11/07/1940	Active	88	1	3	-2	-2.22%	86	16	4			N	P,T,M,SC	2		
14039	FRANKFORT	12/13/1923	Active	11	0	1	-1	-8.33%	12	2	2		7	R	M,SC	2		



Club Health Assessment for District 43 Y through March 2025

			Status	Membership							Reports					Finance		LCIF
Club Number	Club Name	Charter Date		Current Member Count	YTD Members Added	YTD Members Dropped	YTD Net Growth	YTD Net Growth%	Member Count 12 Months Ago	Avg. length of service for dropped members	Months Since Last MMR ***	Yrs. Since Last Officer Report	President Rotation	Vice President Reported ****	Months Since Last Activity Report ***	Account Balance	Donations for current Fiscal Year	
			Number of times on status quo within last two years	If below 15 members appears				If net loss is greater than 20% appears			If no report in 3 months appears in	When more than one year appears in	Number of repeat terms	Notes the officers that do not have an active	If no report at 12 months appears in red			
29471	GEORGETOWN	06/21/1974	Active	10	1	1	0	0.00%	9	33	3			IP	5		\$50.00	
Exc Award (06/30/2023, 06/30/2024)																		
14112	GREENUP	04/16/1946	Active	18	0	14	-14	-43.75%	31	3	2			R	S,M,SC	5	90+ Days	
Exc Award (06/30/2024)																		
13997	HARRODSBURG	05/14/1931	Active	20	0	0	0	0.00%	20		11		12		M,VP,SC	7	\$182.02	
14113	HAZARD	03/16/1922	Active	47	0	0	0	0.00%	47		9			N	M	5	\$235.00	
Exc Award (06/30/2024)																		
14042	HEBRON	04/03/1956	Active	18	0	1	-1	-5.26%	19	12	0		3	R	M,SC	0	\$2,375.00	
14114	HINDMAN	09/09/1948	Active	10	1	6	-5	-33.33%	15	9	0		5	R	M,VP,SC	2		
40616	INDEPENDENCE	12/21/1981	Active	5	0	1	-1	-16.67%	6	43	7		4		M,VP,SC	1		
14117	JACKSON	03/10/1970	Active	30	0	0	0	0.00%	27		8		4	N	M,VP,SC	0		
13999	JEFFERSONTOWN	05/10/1966	Active	13	0	1	-1	-7.14%	14	4	1		2	R	M,SC	2	90+ Days	
106424	LAUREL COMMUNITY	08/31/2009	Active	16	0	0	0	0.00%	16		16		10	R	M,SC	2		
14045	LAWRENCEBURG	07/24/1945	Active	16	2	0	2	14.29%	14		2			N		3	\$12,570.00	
Exc Award (06/30/2021)																		
14046	LEWISBURG MILL CREEK	04/05/1966	Active	14	0	1	-1	-6.67%	15	13	0		3	R	P,T,M,VP,SC	6	\$30.00	
14078	LEXINGTON	12/15/1920	Active	106	19	10	9	9.28%	98	13	0			N	M,SC	0	\$3,860.00	
14081	LEXINGTON SOUTH	04/30/1964	Active	20	4	3	1	5.26%	20	10	2			N	SC	1	\$325.00	
116358	LIVINGSTON COMMUNITY	03/23/2012	Active(2)	5	0	0	0	0.00%	0		4		2		M,VP,SC	2	90+ Days	
140593	Louisville Campus	01/07/2020	Active	10	3	3	0	0.00%	13	2	2				M,VP,SC	5	\$150.00	
14002	LOUISVILLE DOWNTOWN	09/03/1920	Active	30	1	0	1	3.45%	27		0			N	M,SC	7	\$1,500.00	
36714	LOUISVILLE EAST	03/20/1979	Active	24	4	2	2	9.09%	26	8	1		2	R	M,VP,SC	2	\$3,025.00	
Exc Award (06/30/2017, 06/30/2018, 06/30/2020)																		
14003	LOUISVILLE HIGHLAND	02/04/1949	Active	7	0	0	0	0.00%	7		34		15		M,VP,SC	2		
30358	LOUISVILLE WEST END	03/11/1975	Active	13	0	0	0	0.00%	13		19			N	M,SC	7		
14047	MAYS LICK	01/29/1959	Active	19	4	0	4	26.67%	16		8			N	T,M,VP,SC	2		




Club Health Assessment for District 43 Y through March 2025

			Status	Membership							Reports					Finance		LCIF
Club Number	Club Name	Charter Date		Current Member Count	YTD Members Added	YTD Members Dropped	YTD Net Growth	YTD Net Growth%	Member Count 12 Months Ago	Avg. length of service for dropped members	Months Since Last MMR ***	Yrs. Since Last Officer Report	President Rotation	Vice President Reported ****	Months Since Last Activity Report ***	Account Balance	Donations for current Fiscal Year	
			Number of times on status quo within last two years	If below 15 members appears				If net loss is greater than 20% appears			If no report in 3 months appears in	When more than one year appears in	Number of repeat terms	Notes the officers that do not have an active	If no report at 12 months appears in red			
14048	MAYSVILLE	02/28/1929	Active	23	3	2	1	4.55%	22	7	0			N	2			
	Exc Award (06/30/2024)																	
14084	MIDDLESBORO	02/24/1941	Cancelled(8*)	0	0	8	-8	-100.00%	8	26	5		None	P,S,T,M,VP SC	24+	90+ Days		
32212	MIDDLETOWN	05/18/1976	Active	45	0	2	-2	-4.26%	49	11	3			N	1		\$2,000.00	
	Exc Award (06/30/2024)																	
14006	MILTON	03/09/1949	Active	3	0	0	0	0.00%	3		28		4	P,T,M,VP,SC	2			
14085	MONTICELLO	10/01/1948	Active	20	0	0	0	0.00%	21		9		5	N M,VP,SC	0			
14120	MT STERLING	01/15/1946	Active	16	2	1	1	6.67%	16	13	5		7	R M,VP,SC	3		\$50.00	
14086	MT VERNON	02/09/1944	Active	18	3	0	3	20.00%	24		2		3	R M,VP,SC	3			
14121	NEON COMMUNITY	04/08/1941	Active	26	0	4	-4	-13.33%	25	6	4			N T,VP,SC	3			
	Exc Award (06/30/2024)																	
14051	NEW CASTLE	09/10/1945	Active	20	0	0	0	0.00%	20		18		2	R M,SC	5			
14011	NORTH OLDHAM	10/30/1952	Active	60	2	3	-1	-1.64%	64	14	0		12	VP,SC	3			
	Exc Award (06/30/2018)																	
49103	ORANGEBURG	12/19/1988	Active	28	4	4	0	0.00%	30	14	5		2	R P,M,VP,SC	3			
	Exc Award (06/30/2023, 06/30/2024)																	
14053	OWENTON	07/31/1945	Active	12	0	1	-1	-7.69%	13	57	7		18	VP,SC	2			
14122	OWINGSVILLE	12/09/1943	Active	27	1	2	-1	-3.57%	28	1	0		3	R M,SC	7			
14054	PARIS	03/10/1931	Active	9	0	0	0	0.00%	9		10		8	N P,M,VP,SC	1			
14013	PERRYVILLE	09/25/1945	Active	18	3	4	-1	-5.26%	19	7	0		3	N M,VP,SC	2			
130909	Pikeville	05/10/2017	Active	20	5	11	-6	-23.08%	26	3	0			N T,M,SC	4			
14089	PINEVILLE	08/12/1941	Active	12	0	0	0	0.00%	11		13			N T,M,SC	3			
14126	POWELL COUNTY	01/21/1946	Active	58	3	0	3	5.45%	55		0		3	R T,M,VP,SC	6		\$50.00	
14127	RACELAND RUSSELL	04/27/1953	Active	7	0	0	0	0.00%	7		12		6	M,VP,SC	2	90+ Days		
14090	RICHMOND	04/30/1931	Active	25	0	0	0	0.00%	24		7		2	N M,SC	8		\$400.00	
	Exc Award (06/30/2024)																	
14019	SHELBY COUNTY	04/12/1949	Active	19	4	0	4	26.67%	15		1		2	R M,SC	0		\$200.00	



Club Health Assessment for District 43 Y through March 2025

			Status	Membership							Reports					Finance	LCIF
Club Number	Club Name	Charter Date		Current Member Count	YTD Members Added	YTD Members Dropped	YTD Net Growth	YTD Net Growth%	Member Count 12 Months Ago	Avg. length of service for dropped members	Months Since Last MMR ***	Yrs. Since Last Officer Report	President Rotation	Vice President Reported ****	Months Since Last Activity Report ***	Account Balance	Donations for current Fiscal Year
			Number of times on status quo within last two years	If below 15 members appears				If net loss is greater than 20% appears			If no report in 3 months appears in	When more than one year appears in	Number of repeat terms	Notes the officers that do not have an active	If no report at 12 months appears in red		
Exc Award (06/30/2024)																	
14018	SHIVELY	09/07/1948	Active	13	0	2	-2	-13.33%	15	19	0			N	M,SC	3	90+ Days
14092	SOMERSET	04/14/1942	Active	5	0	0	0	0.00%	5		28	1	None		P,S,T,M,VP SC	2	
14020	SOUTH OLDHAM	02/03/1948	Active	15	1	1	0	0.00%	16	59	1		5	R	M,SC	2	
14093	STANFORD	09/19/1944	Active	28	3	4	-1	-3.45%	29	7	2			N		0	
14129	TOLLESBORO	04/12/1954	Active	45	8	0	8	21.62%	37		0		4	N	S,M,VP,SC	2	
Exc Award (06/30/2022, 06/30/2023, 06/30/2024)																	
14130	VANCEBURG	05/02/1946	Active	26	5	2	3	13.04%	22	6	2		2	N		2	
Exc Award (06/30/2024)																	
14059	WARSAW	11/11/1946	Active	9	0	4	-4	-30.77%	13	25	7		12	R	P,T,VP,SC	2	
43229	WHITESBURG	12/08/1983	Active	8	0	0	0	0.00%	7		9		4	R	M,VP,SC	2	
14097	WILMORE	12/27/1952	Active	13	1	0	1	8.33%	12		2		15		M,VP,SC	2	
14133	WINCHESTER	03/28/1931	Active(1)	4	0	0	0	0.00%	5		8		8	N	M,VP,SC	2	

Clubs Cancelled Previous Fiscal Year – Clubs Cancelled within last 12 months may be reinstated

Club Number	Club Name	Charter Date	Current Status*	Cancellation Date
14027	BROOKSVILLE	08/19/1940	Cancelled(8*)	12/29/2023
14118	MOREHEAD	06/17/1949	Cancelled(8*)	12/29/2023
14014	PLEASURE VALLEY	02/02/1956	Cancelled(8*)	06/29/2024
14057	VERSAILLES	04/24/1957	Cancelled(6*)	04/29/2024

Current Total Clubs Count	YTD New Clubs Count	YTD Cancelled Clubs Count	YTD Net Club Gain	Current Total Members Count	YTD Add	YTD Drop	YTD Net Growth	YTD Net Growth %	Member Count 12 Months Ago	Average Member Count Per Club	% of Clubs with less than 20 members	% No MMR in 3 Months	% No Officer Report in 12 Months	% of Clubs with balance 90+ days	Number of Clubs in Status Quo	% Status Quo Clubs in Financial Suspension	Number of Cancelled Clubs	Average Cancelled Club Age	Members Lost Due to Cancellation	% of Clubs Cancelled for Non-Financial Reasons
72	1	1	0	1,651	144	136	8	0.49%	1,652	23	54%	49%	1%	7%	0	0%	1	377	8	-300%



Club Health Assessment for District 43 Y through March 2025

			Status	Membership						Reports					Finance	LCIF	
Club Number	Club Name	Charter Date		Current Member Count	YTD Members Added	YTD Members Dropped	YTD Net Growth	YTD Net Growth%	Member Count 12 Months Ago	Avg. length of service for dropped members	Months Since Last MMR ***	Yrs. Since Last Officer Report	President Rotation	Vice President Reported ****	Months Since Last Activity Report ***	Account Balance	Donations for current Fiscal Year
			Number of times on status quo within last two years	If below 15 members appears				If net loss is greater than 20% appears			If no report in 3 months appears in	When more than one year appears in	Number of repeat terms	Notes the officers that do not have an active	If no report at 12 months appears in red		

* - P - Priority Club. Cancellation Reasons: 1-Objectives/conduct, 2-Non-active club, 5-Non-existing club, 6-Disbanding, 7-Merger, 8-Financial Suspension, 9-District/Multiple District Dues.
** - Abbreviation: P-President, S-Secretary, T-Treasurer, M-Member Chairperson, VP-First Vice President, MC-Communications Chairperson, SC-Service Chairperson
*** - Abbreviation: N/R - Never reported using the Lions Clubs website, N/A - Not applicable, No password registered for the Lions Clubs website.
**** - Abbreviation: N - New, IP - Immediate Past, R - Repeat.



Club Health Assessment for District 44 N through March 2025

			Status	Membership							Reports					Finance		LCIF
Club Number	Club Name	Charter Date		Current Member Count	YTD Members Added	YTD Members Dropped	YTD Net Growth	YTD Net Growth%	Member Count 12 Months Ago	Avg. length of service for dropped members	Months Since Last MMR ***	Yrs. Since Last Officer Report	President Rotation	Vice President Reported ****	Months Since Last Activity Report ***	Account Balance	Donations for current Fiscal Year	
			Number of times on status quo within last two years	If below 15 members appears					If net loss is greater than 20% appears		If no report in 3 months appears in	When more than one year appears in	Number of repeat terms	Notes the officers that do not have an active	If no report at 12 months appears in red			
Clubs less than two years old																		
171707	Granite State Virtual	05/21/2024	Active	17	2	3	-1	-5.56%	0	1	0			VP,SC	0		\$3,199.85	
Clubs more than two years old																		
14136	AMHERST	05/30/1972	Active	56	4	2	2	3.70%	51	20	2		N	SC	3		\$1,790.00	
Exc Award (06/30/2016, 06/30/2017, 06/30/20																		
40009	ANTRIM-BENNINGTON L C	06/09/1981	Active	44	0	0	0	0.00%	44		19		None	P,S,M,VP,SC	3			
14138	BEDFORD	11/08/1965	Active	27	2	2	0	0.00%	20	30	0		4	N	SC	1	\$3,100.00	
Exc Award (06/30/2024)																		
14139	BRISTOL	10/30/1951	Active	12	0	4	-4	-25.00%	16	14	1		3	N	SC	21	90+ Days \$1,000.00	
65505	BROOKLINE	06/10/2002	Active	15	0	0	0	0.00%	15		4			M,VP,SC	0		\$10,000.00	
Exc Award (06/30/2023)																		
14140	CANAAN	08/28/1952	Active	61	15	3	12	24.49%	52	5	1			N	SC	0	\$2,180.00	
Exc Award (06/30/2017)																		
44970	CHESTERFIELD	05/17/1985	Active	29	1	2	-1	-3.33%	31	4	6			N		0	\$1,070.00	
Exc Award (06/30/2022, 06/30/2023)																		
14142	COHASE	09/30/1937	Active	34	0	0	0	0.00%	34		9		None	P,T,M,VP,SC	24+		\$500.00	
14143	CONCORD	01/28/1948	Active	20	2	0	2	11.11%	38		0		2	R	SC	0	\$5,000.00	
Exc Award (06/30/2024)																		
14144	ENFIELD MASCOMA	08/04/1954	Active	46	1	0	1	2.22%	47		2			N	VP	0	\$1,480.00	
108084	FRANKLIN AREA	04/22/2010	Active(1)	7	0	1	-1	-12.50%	8	9	7		4	N	M,SC	24+	\$100.00	
14145	GAP MOUNTAIN	04/01/1964	Active	5	0	2	-2	-28.57%	7	6	0		10		M,VP,SC	1	\$220.00	
14146	GOFFSTOWN	09/12/1951	Active	32	0	2	-2	-5.88%	33	1	4			N	SC	0	\$2,830.00	
Exc Award (06/30/2024)																		
131449	Grafton County Pemi Baker Centennial	06/26/2017	Active	17	0	2	-2	-10.53%	17	2	5			N	SC	0	\$100.00	
14148	HANOVER	09/29/1937	Active	23	1	3	-2	-8.00%	25	2	0		2	R	SC	3	\$530.00	
43622	HENNIKER	03/05/1984	Active	39	4	9	-5	-11.36%	37	2	1		2	N		1	\$5,050.00	
Exc Award (06/30/2023, 06/30/2024)																		



Club Health Assessment for District 44 N through March 2025

Club Number	Club Name	Charter Date	Status	Membership							Reports					Finance	LCIF
				Current Member Count	YTD Members Added	YTD Members Dropped	YTD Net Growth	YTD Net Growth%	Member Count 12 Months Ago	Avg. length of service for dropped members	Months Since Last MMR ***	Yrs. Since Last Officer Report	President Rotation	Vice President Reported ****	Months Since Last Activity Report ***	Account Balance	Donations for current Fiscal Year
			Number of times on status quo within last two years	If below 15 members appears				If net loss is greater than 20% appears			If no report in 3 months appears in	When more than one year appears in	Number of repeat terms	Notes the officers that do not have appears in an active	If no report at 12 months red		
14149	HILLSBORO	03/31/1953	Active	15	3	1	2	15.38%	14	47	0			IP	SC	0	\$2,030.00
	Exc Award (06/30/2016, 06/30/2018, 06/30/2024)																
14150	HINSDALE	02/25/1969	Active	20	0	0	0	0.00%	20		2		2	R	SC	0	
14166	HOOKSETT	05/01/1964	Active	19	2	2	0	0.00%	20	5	3		2	R	SC	3	\$520.00
	Exc Award (06/30/2024)																
35735	HOPKINTON	06/01/1978	Active(1)	24	1	4	-3	-11.11%	28	11	-1				M,VP,SC	24	90+ Days \$1,000.00
	Exc Award (06/30/2016)																
133652	Jaffrey-Rindge Centennial	01/16/2018	Active	19	1	0	1	5.56%	18		3		5	N	SC	3	\$1,150.00
14152	KEENE	08/23/1937	Active	78	7	1	6	8.33%	79	60	0			N		0	\$6,450.00
	Exc Award (06/30/2016, 06/30/2017, 06/30/2024)																
42180	LANCASTER	01/04/1983	Active	8	0	0	0	0.00%	8		22	1	None		P,S,T,M,VP SC	24+	90+ Days
140994	Lebanon-Upper Valley	03/05/2020	Active	17	3	3	0	0.00%	14	4	1				M,VP,SC	0	\$500.00
	Exc Award (06/30/2024)																
14154	LISBON	11/01/1938	Active	29	2	0	2	7.41%	27		4		2	R	SC	24+	
14155	LITTLETON	05/25/1938	Active	17	0	1	-1	-5.56%	17	6	2		3		M,VP,SC	2	\$400.00
	Exc Award (06/30/2019, 06/30/2023)																
14156	MANCHESTER	06/15/1923	Active	16	0	1	-1	-5.88%	17	1	5		3		VP,SC	4	\$270.00
	Exc Award (06/30/2016, 06/30/2018, 06/30/2024)																
14157	MERRIMACK	04/20/1970	Active	46	3	7	-4	-8.00%	48	7	0			R	SC	0	\$2,610.00
	Exc Award (06/30/2020, 06/30/2024)																
14158	MILFORD	01/20/1959	Active	29	4	2	2	7.41%	27	17	2			N		1	\$3,500.00
	Exc Award (06/30/2018, 06/30/2023)																
14159	MONADNOCK	03/28/1960	Active	33	5	2	3	10.00%	30	2	0		2		VP	0	\$1,000.00
	Exc Award (06/30/2018)																
14160	NEW LONDON	01/31/1955	Active	14	3	0	3	27.27%	11		2		3		M,VP	2	\$1,080.00
	Exc Award (06/30/2024)																
14161	NEWPORT	06/26/1930	Active(1)	1	0	0	0	0.00%	1		21	3	None		P,S,T,M,VP SC	24+	
46026	ORFORD	04/28/1986	Active	35	2	1	1	2.94%	34	16	1		5	N	SC	0	\$660.00



Club Health Assessment for District 44 N through March 2025

			Status	Membership							Reports					Finance	LCIF
Club Number	Club Name	Charter Date		Current Member Count	YTD Members Added	YTD Members Dropped	YTD Net Growth	YTD Net Growth%	Member Count 12 Months Ago	Avg. length of service for dropped members	Months Since Last MMR ***	Yrs. Since Last Officer Report	President Rotation	Vice President Reported ****	Months Since Last Activity Report ***	Account Balance	Donations for current Fiscal Year
			Number of times on status quo within last two years	If below 15 members appears			If net loss is greater than 20% appears			If no report in 3 months appears in			When more than one year appears in	Number of repeat terms	Notes the officers that do not have an active	If no report at 12 months appears in red	
Exc Award (06/30/2018)																	
14162	PETERBOROUGH	02/25/1952	Active	27	0	1	-1	-3.57%	29	5	2			N	SC	0	\$1,000.00
Exc Award (06/30/2023)																	
14163	PINARDVILLE	01/27/1953	Active	21	2	1	1	5.00%	16	1	2		6	R	M,SC	2	\$1,725.00
Exc Award (06/30/2024)																	
14165	SOUHEGAN L C	05/20/1965	Active	23	0	4	-4	-14.81%	30	14	3			N	SC	0	\$1,600.00
14170	WHITEFIELD	02/22/1971	Active	17	1	0	1	6.25%	16		2		8	N	SC	24+	
14171	WILTON	08/28/1951	Active	16	1	3	-2	-11.11%	19	20	1		4	N	SC	11	\$1,020.00
130757	Winchester Centennial	05/09/2017	Active	19	7	4	3	18.75%	16	6	0			R	M,SC	11	

Clubs Cancelled Previous Fiscal Year – Clubs Cancelled within last 12 months may be reinstated

Club Number	Club Name	Charter Date	Current Status*	Cancellation Date
14137	ANDOVER	11/23/1954	Cancelled(8*)	12/29/2023

Current Total Clubs Count	YTD New Clubs Count	YTD Cancelled Clubs Count	YTD Net Club Gain	Current Total Members Count	YTD Add	YTD Drop	YTD Net Growth	YTD Net Growth %	Member Count 12 Months Ago	Average Member Count Per Club	% of Clubs with less than 20 members	% No MMR in 3 Months	% No Officer Report in 12 Months	% of Clubs with balance 90+ days	Number of Clubs in Status Quo	% Status Quo Clubs in Financial Suspension	Number of Cancelled Clubs	Average Cancelled Club Age	Members Lost Due to Cancellation	% of Clubs Cancelled for Non-Financial Reasons
40	0	0	0	1,027	79	73	6	0.59%	1,014	26	45%	35%	5%	8%	0	0%	0	0	0	0%

* - P - Priority Club. Cancellation Reasons: 1-Objectives/conduct, 2-Non-active club, 5-Non-existing club, 6-Disbanding, 7-Merger, 8-Financial Suspension, 9-District/Multiple District Dues.

** - Abbreviation: P-President, S-Secretary, T-Treasurer, M-Member Chairperson, VP-First Vice President, MC-Communications Chairperson, SC-Service Chairperson

*** - Abbreviation: N/R - Never reported using the Lions Clubs website, N/A - Not applicable, No password registered for the Lions Clubs website.

**** - Abbreviation: N - New, IP - Immediate Past, R - Repeat.



Club Health Assessment for District 44 H through March 2025

			Status	Membership							Reports					Finance		LCIF	
Club Number	Club Name	Charter Date		Current Member Count	YTD Members Added	YTD Members Dropped	YTD Net Growth	YTD Net Growth%	Member Count 12 Months Ago	Avg. length of service for dropped members	Months Since Last MMR ***	Yrs. Since Last Officer Report	President Rotation	Vice President Reported ****	Months Since Last Activity Report ***	Account Balance	Donations for current Fiscal Year		
			Number of times on status quo within last two years	If below 15 members appears					If net loss is greater than 20% appears					If no report in 3 months appears in	When more than one year appears in	Number of repeat terms	Notes the officers that do not have an active	If no report at 12 months appears in red	
Clubs less than two years old																			
176313	Auburn-Candia	07/24/2024	Active	23	23	0	23	100.00%	0		4				VP,SC	6		\$271.00	
Clubs more than two years old																			
33271	ATKINSON	01/31/1977	Active	82	7	3	4	5.13%	77	5	3		2	N	SC	0		\$3,660.00	
Exc Award (06/30/2016, 06/30/2017, 06/30/20																			
129766	Barrington Area Centennial	01/13/2017	Active	1	0	1	-1	-50.00%	3	2	9		3		P,S,T,M,VP SC	1			
14177	CHESTER	03/14/1963	Active	20	0	2	-2	-9.09%	22	5	4				VP,SC	3		\$280.00	
Exc Award (06/30/2016, 06/30/2021, 06/30/20																			
123550	Conway Area	11/07/2014	Active	29	2	0	2	7.41%	29		6		2		S,M,VP,SC	4		\$1,500.00	
137259	Danville	01/18/2019	Active	25	1	1	0	0.00%	27	24	1		2	R	M,SC	2		\$2,195.00	
Exc Award (06/30/2021, 06/30/2022)																			
14178	DERRY	03/26/1946	Active	13	4	1	3	30.00%	9	0	1		2	R	SC	0			
14197	DOVER, ROLLINSFORD AND SOUTH BERWICK	11/18/1957	Active	15	1	0	1	7.14%	17		5		3	R	M,SC	0		\$10.00	
104669	EPPING	02/06/2009	Active	12	1	0	1	9.09%	11		0		7	R	M,SC	0		\$40.00	
50006	EPSOM CHICHESTER	12/06/1989	Active	12	1	1	0	0.00%	12	3	2		2		VP,SC	0		\$760.00	
14180	EXETER	04/26/1927	Active	58	11	6	5	9.43%	52	9	0		2	R	SC	0		\$770.00	
Exc Award (06/30/2018, 06/30/2021, 06/30/20																			
14181	HAMPSTEAD	04/08/1965	Active	70	6	2	4	6.06%	65	12	2				VP,SC	0		\$2,690.00	
Exc Award (06/30/2016, 06/30/2017, 06/30/20																			
14182	HAMPTON AREA	04/22/1947	Active	25	1	1	0	0.00%	26	3	4		3		VP,SC	4		\$25,220.00	
Exc Award (06/30/2017)																			
14183	HUDSON	11/30/1947	Active	92	5	16	-11	-10.68%	113	10	0		2	N	SC	0		\$23,960.00	
Exc Award (06/30/2016, 06/30/2017, 06/30/20																			
121637	Kingston	03/21/2014	Active	42	3	0	3	7.69%	41		0			N	SC	2		\$2,060.00	
Exc Award (06/30/2016, 06/30/2017, 06/30/20																			
14186	LACONIA GILFORD L C	01/02/1947	Active	19	2	0	2	11.76%	17		1		7		VP,SC	1			
68930	LITCHFIELD	06/24/2003	Active	16	0	0	0	0.00%	15		8			N	SC	1		\$50.00	



Club Health Assessment for District 44 H through March 2025

			Status	Membership							Reports					Finance		LCIF
Club Number	Club Name	Charter Date		Current Member Count	YTD Members Added	YTD Members Dropped	YTD Net Growth	YTD Net Growth%	Member Count 12 Months Ago	Avg. length of service for dropped members	Months Since Last MMR ***	Yrs. Since Last Officer Report	President Rotation	Vice President Reported ****	Months Since Last Activity Report ***	Account Balance	Donations for current Fiscal Year	
			Number of times on status quo within last two years	If below 15 members appears					If net loss is greater than 20% appears			If no report in 3 months appears in	When more than one year appears in	Number of repeat terms	Notes the officers that do not have an active	If no report at 12 months appears in red		
14187	LONDONDERRY	05/25/1970	Active	22	1	4	-3	-12.00%	23	12	0			IP	SC	7		
Exc Award (06/30/2021)																		
82613	LOUDON	06/15/2004	Active	25	3	0	3	13.64%	23		1		2	R	SC	0	\$220.00	
Exc Award (06/30/2020, 06/30/2021, 06/30/2022)																		
14184	MEREDITH	03/14/1957	Active	14	2	1	1	7.69%	14	30	5				VP,SC	0	\$1,310.00	
Exc Award (06/30/2017, 06/30/2018, 06/30/2019)																		
14188	MOULTONBORO	10/29/1963	Active	38	4	2	2	5.56%	36	16	5			IP	SC	0	\$1,025.00	
Exc Award (06/30/2016)																		
14189	NASHUA	09/26/1923	Active	102	7	0	7	7.37%	100		1			N	SC	0	\$6,395.00	
Exc Award (06/30/2016, 06/30/2017, 06/30/2018)																		
125473	Nashua Everest Centennial	07/28/2015	Active	14	0	0	0	0.00%	14		10		2		VP,SC	3	\$20.00	
133653	Newmarket Area Centennial	01/17/2018	Active	10	0	2	-2	-16.67%	19	7	3		3	R	M,SC	0		
14192	PLAISTOW	04/21/1949	Active	56	2	0	2	3.70%	48		3				VP,SC	8	\$3,930.00	
Exc Award (06/30/2016)																		
14193	PORTSMOUTH	03/29/1938	Active	21	3	2	1	5.00%	20	1	0				M,VP,SC	2		
Exc Award (06/30/2023)																		
30359	RAYMOND	03/06/1975	Active	8	1	0	1	14.29%	11		5				M,VP,SC	5	\$20.00	
141863	Rochester	06/25/2020	Active	11	1	1	0	0.00%	11	5	3		2	R	SC	1		
14195	RYE	02/01/1957	Active	44	4	1	3	7.32%	41	37	4				VP,SC	0	\$1,050.00	
Exc Award (06/30/2016, 06/30/2017, 06/30/2018)																		
14198	SADDLEBACK MOUNTAIN	04/23/1973	Active	17	0	0	0	0.00%	17		4		None		P,VP,SC	1	90+ Days	
Exc Award (06/30/2022)																		
14196	SALEM	03/21/1954	Active	42	4	2	2	5.00%	39	8	0				VP,SC	0	\$4,350.00	
Exc Award (06/30/2016, 06/30/2018, 06/30/2019)																		
14199	SANDOWN	03/21/1966	Active	21	1	1	0	0.00%	21	1	4			N	SC	3	\$221.00	
Exc Award (06/30/2016, 06/30/2022)																		
14200	SEABROOK	12/22/1953	Active	39	7	16	-9	-18.75%	48	7	1		2		M,VP,SC	2	\$10,000.00	
Exc Award (06/30/2016)																		



Club Health Assessment for District 44 H through March 2025

			Status		Membership						Reports					Finance		LCIF		
Club Number	Club Name	Charter Date			Current Member Count	YTD Members Added	YTD Members Dropped	YTD Net Growth	YTD Net Growth%	Member Count 12 Months Ago	Avg. length of service for dropped members	Months Since Last MMR ***	Yrs. Since Last Officer Report	President Rotation	Vice President Reported ****	Months Since Last Activity Report ***	Account Balance	Donations for current Fiscal Year		
			Number of times on status quo within last two years		If below 15 members appears				If net loss is greater than 20% appears			If no report in 3 months appears in	When more than one year appears in	Number of repeat terms		Notes the officers that do not have an active	If no report at 12 months appears in red			
14201	SOMERSWORTH	11/23/1948	Active		47	0	0	0	0.00%	47		14		7		M,VP,SC	4	\$100.00		
Exc Award (06/30/2016, 06/30/2021)																				
115324	SUNCOOK VALLEY AREA	10/19/2011	Active(1)		5	0	11	-11	-68.75%	16	12	5		8		S,M,VP,SC	1	90+ Days		
14202	WAKEFIELD	04/09/1954	Active		58	13	2	11	23.40%	48	5	0			N	SC	0	\$530.00		
Exc Award (06/30/2016, 06/30/2021, 06/30/2022)																				
14204	WHITTIER	12/19/1957	Active		10	0	0	0	0.00%	10		11			N	SC	1	\$1,010.00		
14205	WINDHAM	12/02/1969	Active		28	1	0	1	3.70%	27		2		3	R	SC	0	\$8,040.00		
Exc Award (06/30/2016, 06/30/2017, 06/30/2022)																				
14206	WOLFEBORO	10/31/1954	Active		62	5	1	4	6.90%	61	25	0		3	R	M,SC	0	\$130.00		
Exc Award (06/30/2022, 06/30/2023, 06/30/2024)																				
Current Total Clubs Count	YTD New Clubs Count	YTD Cancelled Clubs Count	YTD Net Club Gain	Current Total Members Count	YTD Add	YTD Drop	YTD Net Growth	YTD Net Growth %	Member Count 12 Months Ago	Average Member Count Per Club	% of Clubs with less than 20 members	% No MMR in 3 Months	% No Officer Report in 12 Months	% of Clubs with balance 90+ days	Number of Clubs in Status Quo	% Status Quo Clubs in Financial Suspension	Number of Cancelled Clubs	Average Cancelled Club Age	Members Lost Due to Cancellation	% of Clubs Cancelled for Non-Financial Reasons
39	1	0	1	1,248	127	80	47	3.91%	1,230	32	38%	54%	0%	5%	0	0%	0	0	0	0%

* - P - Priority Club. Cancellation Reasons: 1-Objectives/conduct, 2-Non-active club, 5-Non-existing club, 6-Disbanding, 7-Merger, 8-Financial Suspension, 9-District/Multiple District Dues.

** - Abbreviation: P-President, S-Secretary, T-Treasurer, M-Member Chairperson, VP-First Vice President, MC-Communications Chairperson, SC-Service Chairperson

*** - Abbreviation: N/R - Never reported using the Lions Clubs website, N/A - Not applicable, No password registered for the Lions Clubs website.

**** - Abbreviation: N - New, IP - Immediate Past, R - Repeat.



Club Health Assessment for District 49 A through March 2025

			Status	Membership						Reports					Finance		LCIF
Club Number	Club Name	Charter Date		Current Member Count	YTD Members Added	YTD Members Dropped	YTD Net Growth	YTD Net Growth%	Member Count 12 Months Ago	Avg. length of service for dropped members	Months Since Last MMR ***	Yrs. Since Last Officer Report	President Rotation	Vice President Reported ****	Months Since Last Activity Report ***	Account Balance	Donations for current Fiscal Year
			Number of times on status quo within last two years	If below 15 members appears					If net loss is greater than 20% appears		If no report in 3 months appears in	When more than one year appears in	Number of repeat terms	Notes the officers that do not have an active	If no report at 12 months red		
Clubs less than two years old																	
154270	Palmer Alumni	06/14/2023	Active	27	0	0	0	0.00%	27		7		2	N	T,M,SC	4	
Clubs more than two years old																	
131294	Alaska Centennial Veterans	06/21/2017	Active	2	0	0	0	0.00%	2		14		6		S,T,M,VP,SC	0	
115744	ALASKA STATE SNO-X	01/10/2012	Active(1)	20	0	5	-5	-20.00%	25	2	1			IP	P,M,SC	4	90+ Days
14241	ANCHORAGE	06/06/1944	Active	20	2	1	1	5.26%	18	38	6		3	R	SC	2	\$2,100.00
109061	ANCHORAGE ALASKA SPORTS CAR	08/12/2010	Active(1)	58	10	0	10	20.83%	28		3		5	R	M,SC	24+	
43623	ANCHORAGE BENTON BAY ATHLETIC Exc Award (06/30/2018, 06/30/2024)	03/30/1984	Active	31	1	2	-1	-3.13%	29	6	2			N		0	\$4,014.00
130461	Anchorage Centennial Cyber	04/11/2017	Active(2)	4	0	0	0	0.00%	4		16		9		T,M,VP,SC	24+	90+ Days
42778	ANCHORAGE MABUHAY	06/15/1983	Active	26	3	0	3	13.04%	23		1		5	N		4	\$1,202.00
14245	ANCHORAGE MT MCKINLEY	11/29/1950	Active	11	1	1	0	0.00%	12	0	7			N	M,SC	2	90+ Days
62928	ANCHORAGE RACING	03/27/2000	Active	41	19	19	0	0.00%	41	7	3		2	R	M,SC	24+	90+ Days
42069	BALLYHOO	12/08/1982	Active(4)	12	0	0	0	0.00%	12		15		4		T,M,VP,SC	7	90+ Days
14246	BETHEL	10/09/1962	Active	26	1	2	-1	-3.70%	27	4	1		2		S,M,VP,SC	1	90+ Days
36890	BIG LAKE Exc Award (06/30/2021)	04/13/1979	Active	32	2	0	2	6.67%	37		0			N	SC	0	
35478	COPPER RIVER BASIN	04/28/1978	Active	35	0	1	-1	-2.78%	36	43	0		8		M,VP,SC	12	
14250	EAGLE RIVER Exc Award (06/30/2021, 06/30/2022, 06/30/2024)	11/15/1962	Active	88	37	0	37	72.55%	107		0			N	SC	4	
53291	EAGLE RIVER SLEEPING LADY MTN Exc Award (06/30/2016, 06/30/2021, 06/30/2024)	06/08/1992	Active	47	3	5	-2	-4.08%	49	4	1			R		0	\$450.00
53217	GIRDWOOD TURNAGAIN ARM Exc Award (06/30/2019)	06/08/1992	Active	41	4	5	-1	-2.38%	42	6	2			N	VP	0	\$200.00
59711	HOUSTON	06/18/1997	Active	51	1	0	1	2.00%	50		3		4		P,M,VP,SC	N/R	



Club Health Assessment for District 49 A through March 2025

Club Number	Club Name	Charter Date	Status	Membership							Reports					Finance	LCIF
				Current Member Count	YTD Members Added	YTD Members Dropped	YTD Net Growth	YTD Net Growth%	Member Count 12 Months Ago	Avg. length of service for dropped members	Months Since Last MMR ***	Yrs. Since Last Officer Report	President Rotation	Vice President Reported ****	Months Since Last Activity Report ***	Account Balance	Donations for current Fiscal Year
			Number of times on status quo within last two years	If below 15 members appears				If net loss is greater than 20% appears			If no report in 3 months appears	When more than one year appears in	Number of repeat terms	Notes the officers that do not have an active	If no report at 12 months appears in red		
14253	JUNEAU	08/14/1944	Active(1)	22	2	5	-3	-12.00%	22	5	0			N	SC	3	\$2,110.00
42656	JUNEAU MENDENHALL FLYING	05/23/1983	Active	17	1	4	-3	-15.00%	20	5	2		7	R	M,SC	0	
35554	KACHEMAK BAY L C	05/31/1978	Active	28	4	5	-1	-3.45%	27	1	0		4		M,VP,SC	4	\$750.00
14254	KENAI	01/29/1966	Active	38	0	0	0	0.00%	39		6		2	N	M	6	
61312	KENAI PENINSULA RACING	12/03/1998	Active	94	3	0	3	3.30%	86		2		6	R	M,SC	0	
14255	KETCHIKAN	09/06/1944	Active	14	0	0	0	0.00%	14		21		4		T,M,VP,SC	0	
14257	KODIAK	05/30/1964	Active	61	5	7	-2	-3.17%	63	7	0			N		1	\$130.00
14260	MOUNTAIN VIEW	09/22/1958	Active	31	1	2	-1	-3.13%	32	8	1		2	R		0	\$8,920.00
	Exc Award (06/30/2022)																
14258	PALMER	12/04/1962	Active	67	7	4	3	4.69%	64	3	1		None	R	P,M	1	\$640.00
	Exc Award (06/30/2022)																
14266	SOLDOTNA	11/09/1967	Active	33	4	0	4	13.79%	29		0			N	M,SC	0	\$1,100.00
	Exc Award (06/30/2024)																
14267	SPENARD	11/20/1950	Active	31	4	8	-4	-11.43%	35	8	4				T,M,VP	4	\$1,000.00
125507	Sutton Racing	07/28/2015	Active	7	0	0	0	0.00%	7		14		2		P,M,VP,SC	1	\$90+ Days
148804	Valdez Motor Sports	11/11/2021	Active	30	1	0	1	3.45%	29		2		4		T,M,VP,SC	0	
61082	WILLOW	08/18/1998	Active	31	6	5	1	3.33%	30	2	0				S,M,VP,SC	1	\$1,000.00


Clubs Cancelled Previous Fiscal Year – Clubs Cancelled within last 12 months may be reinstated

Club Number	Club Name	Charter Date	Current Status*	Cancellation Date
110834	WASILLA	04/18/2011	Cancelled(6*)	01/29/2024

Current Total Clubs Count	YTD New Clubs Count	YTD Cancelled Clubs Count	YTD Net Club Gain	Current Total Members Count	YTD Add	YTD Drop	YTD Net Growth	YTD Net Growth %	Member Count 12 Months Ago	Average Member Count Per Club	% of Clubs with less than 20 members	% No MMR in 3 Months	% No Officer Report in 12 Months	% of Clubs with balance 90+ days	Number of Clubs in Status Quo	% Status Quo Clubs in Financial Suspension	Number of Cancelled Clubs	Average Cancelled Club Age	Members Lost Due to Cancellation	% of Clubs Cancelled for Non-Financial Reasons
32	0	0	0	1,076	122	81	41	3.96%	1,066	34	22%	41%	0%	25%	0	0%	0	0	0	0%



Club Health Assessment for District 49 A through March 2025

			Status	Membership							Reports					Finance	LCIF
Club Number	Club Name	Charter Date		Current Member Count	YTD Members Added	YTD Members Dropped	YTD Net Growth	YTD Net Growth%	Member Count 12 Months Ago	Avg. length of service for dropped members	Months Since Last MMR ***	Yrs. Since Last Officer Report	President Rotation	Vice President Reported ****	Months Since Last Activity Report ***	Account Balance	Donations for current Fiscal Year
			Number of times on status quo within last two years	If below 15 members appears				If net loss is greater than 20% appears			If no report in 3 months appears in	When more than one year appears in	Number of repeat terms	Notes the officers that do not have an active	If no report at 12 months appears in red		

* - P - Priority Club. Cancellation Reasons: 1-Objectives/conduct, 2-Non-active club, 5-Non-existing club, 6-Disbanding, 7-Merger, 8-Financial Suspension, 9-District/Multiple District Dues.
** - Abbreviation: P-President, S-Secretary, T-Treasurer, M-Member Chairperson, VP-First Vice President, MC-Communications Chairperson, SC-Service Chairperson
*** - Abbreviation: N/R - Never reported using the Lions Clubs website, N/A - Not applicable, No password registered for the Lions Clubs website.
**** - Abbreviation: N - New, IP - Immediate Past, R - Repeat.



Club Health Assessment for District 49 B through March 2025

			Status	Membership							Reports					Finance		LCIF
Club Number	Club Name	Charter Date		Current Member Count	YTD Members Added	YTD Members Dropped	YTD Net Growth	YTD Net Growth%	Member Count 12 Months Ago	Avg. length of service for dropped members	Months Since Last MMR ***	Yrs. Since Last Officer Report	President Rotation	Vice President Reported ****	Months Since Last Activity Report ***	Account Balance	Donations for current Fiscal Year	
			Number of times on status quo within last two years	If below 15 members appears				If net loss is greater than 20% appears			If no report in 3 months appears in	When more than one year appears in	Number of repeat terms	Notes the officers that do not have an active	If no report at 12 months appears in red			
Clubs more than two years old																		
14272	ANDERSON CLEAR	09/07/1962	Active	27	0	3	-3	-10.00%	32	20	6		5	S,M,VP,SC	2	90+ Days	\$1.00	
14273	BARROW	04/12/1966	Active	22	1	0	1	4.76%	21		6			R M,SC	13	90+ Days		
14274	BERING SEA	01/06/1961	Active	35	4	7	-3	-7.89%	37	5	0			M,VP,SC	24+			
14278	DELTA	08/19/1958	Active	25	0	0	0	0.00%	20		9		7	N M,SC	9			
147230	Delta Interior Racing Association	12/30/2021	Active	28	0	0	0	0.00%	27		9		3	R T,M,SC	N/R			
56703	FAIRBANKS ARCTIC	03/24/1995	Active	26	0	0	0	0.00%	33		8		5	T,VP,SC	24+			
36055	FAIRBANKS CHEECHAKO	09/19/1978	Active(1)	26	0	0	0	0.00%	26		0		2	M,VP,SC	24+			
48098	FAIRBANKS CHOICE	02/05/1988	Active(1)	25	0	0	0	0.00%	25		17		2	R VP,SC	16	90+ Days		
40513	FAIRBANKS CURLING	11/02/1981	Active	30	0	0	0	0.00%	31		6		8	R M,SC	24+			
36574	FAIRBANKS GOLDSTREAM VALLEY	02/06/1979	Active	62	13	0	13	26.53%	49		0		3	N	0		\$10.00	
14280	FAIRBANKS HOST	07/12/1944	Active	32	1	2	-1	-3.03%	35	6	0			P,M,VP,SC	0		\$200.00	
57496	FAIRBANKS MOTORCYCLE RACING	11/28/1995	Active	38	0	7	-7	-15.56%	45	3	5		9	R P,M,VP,SC	24+			
106748	FAIRBANKS OFFROAD	10/22/2009	Active	27	0	0	0	0.00%	26		9		16	R SC	11			
41337	FAIRBANKS RACING	05/07/1982	Active	27	0	0	0	0.00%	26		10		16	R T,M,SC	24+			
57497	FAIRBANKS SNOWMOBILE FUN	11/28/1995	Active	37	4	24	-20	-35.09%	54	3	2		2	R	14			
14285	FOX	11/17/1969	Active	40	6	5	1	2.56%	38	5	0			IP	1			
14288	HEALY VALLEY L C	11/10/1968	Active	31	0	1	-1	-3.13%	31	8	5		2	N	9			
77726	INTERIOR BASEBALL	11/28/2003	Active	26	1	0	1	4.00%	28		0		2	N	4		\$5,300.00	
14290	KOTZEBUE	11/10/1965	Active	32	0	1	-1	-3.03%	33	39	2		10	R S,VP,SC	24+	90+ Days		
52448	NORTH POLE	01/27/1992	Active	31	3	0	3	10.71%	30		5			N	3		\$550.00	
Exc Award (06/30/2018, 06/30/2023)																		
51408	TOK	03/13/1991	Active	25	0	0	0	0.00%	25		35		13	M,VP,SC	24+			



Club Health Assessment for District 49 B through March 2025

						Membership										Reports				Finance		LCIF
Club Number	Club Name	Charter Date			Current Member Count	YTD Members Added	YTD Members Dropped	YTD Net Growth	YTD Net Growth%	Member Count 12 Months Ago	Avg. length of service for dropped members	Months Since Last MMR ***	Yrs. Since Last Officer Report	President Rotation	Vice President Reported ****	Months Since Last Activity Report ***	Account Balance	Donations for current Fiscal Year				
			Number of times on status quo within last two years		If below 15 members appears				If net loss is greater than 20% appears		If no report in 3 months appears in		When more than one year appears in		Number of repeat terms		Notes the officers that do not have an active		If no report at 12 months appears in red			
Current Total Clubs Count	YTD New Clubs Count	YTD Cancelled Clubs Count	YTD Net Club Gain	Current Total Members Count	YTD Add	YTD Drop	YTD Net Growth	YTD Net Growth %	Member Count 12 Months Ago	Average Member Count Per Club	% of Clubs with less than 20 members	% No MMR in 3 Months	% No Officer Report in 12 Months	% of Clubs with balance 90+ days	Number of Clubs in Status Quo	% Status Quo Clubs in Financial Suspension	Number of Cancelled Clubs	Average Cancelled Club Age	Members Lost Due to Cancellation	% of Clubs Cancelled for Non-Financial Reasons		
21	0	0	0	652	33	50	-17	-2.54%	672	31	0%	62%	0%	19%	0	0%	0	0	0	0%		

* - P - Priority Club. Cancellation Reasons: 1-Objectives/conduct, 2-Non-active club, 5-Non-existing club, 6-Disbanding, 7-Merger, 8-Financial Suspension, 9-District/Multiple District Dues.

** - Abbreviation: P-President, S-Secretary, T-Treasurer, M-Member Chairperson, VP-First Vice President, MC-Communications Chairperson, SC-Service Chairperson

*** - Abbreviation: N/R - Never reported using the Lions Clubs website, N/A - Not applicable, No password registered for the Lions Clubs website.

**** - Abbreviation: N - New, IP - Immediate Past, R - Repeat.



Club Health Assessment for District 51 O through March 2025

			Status	Membership							Reports					Finance		LCIF
Club Number	Club Name	Charter Date		Current Member Count	YTD Members Added	YTD Members Dropped	YTD Net Growth	YTD Net Growth%	Member Count 12 Months Ago	Avg. length of service for dropped members	Months Since Last MMR ***	Yrs. Since Last Officer Report	President Rotation	Vice President Reported ****	Months Since Last Activity Report ***	Account Balance	Donations for current Fiscal Year	
			Number of times on status quo within last two years	If below 15 members appears				If net loss is greater than 20% appears			If no report in 3 months appears in	When more than one year appears in	Number of repeat terms	Notes the officers that do not have an active	If no report at 12 months appears in red			
Clubs less than two years old																		
154641	Aguadilla - Universitario Interamerica Recinto de Exc Award (06/30/2024)	06/02/2023	Active	28	16	14	2	7.69%	26	1	2			N	7	90+ Days		
179339	Quebradillas "Angel L. Saavedra Hernandez"	11/22/2024	Active	32	32	0	32	100.00%	0		1			N	N/R			
154965	Universidad Interamericana San German	06/30/2023	Active	40	13	15	-2	-4.76%	42	1	3			VP	N/A	90+ Days		
Clubs more than two years old																		
14374	AGUADILLA Exc Award (06/30/2016)	04/17/1938	Cancelled(8*)	0	0	21	-21	-100.00%	21	26	11	1	None	P,S,T,M,VP SC	24+	90+ Days		
127633	Aguadilla Damas Leones Civicas Exc Award (06/30/2017, 06/30/2018, 06/30/20	05/23/2016	Active	25	3	2	1	4.17%	24	2	3			M,VP	13		\$1,739.00	
77940	AGUADILLA EN RAMEY Exc Award (06/30/2016, 06/30/2017, 06/30/20	12/11/2003	Active	23	0	0	0	0.00%	28		8		2	N	4		\$1,250.00	
122862	Añasco Diego Salcedo Exc Award (06/30/2016, 06/30/2017, 06/30/20	08/07/2014	Active	29	1	0	1	3.57%	28		8			N SC	8		\$800.00	
109633	AÑASCO LA PAZ Exc Award (06/30/2018, 06/30/2021, 06/30/20	11/09/2010	Active	19	2	0	2	11.76%	22		5		2	N M	1		\$220.00	
14377	ARECIBO CAPITAN CORREA Exc Award (06/30/2016, 06/30/2017, 06/30/20	12/03/1970	Active	29	0	1	-1	-3.33%	30	12	3		2	M,VP,SC	3		\$40.00	
14376	Arecibo Carlos B. Esteva Mersch Exc Award (06/30/2019, 06/30/2021, 06/30/20	06/14/1938	Active	36	2	4	-2	-5.26%	36	6	0		2	VP,SC	5			
33215	ARECIBO SANTANA Exc Award (06/30/2021, 06/30/2023, 06/30/20	01/10/1977	Active	19	0	1	-1	-5.00%	20	4	5			IP M,SC	6			
105012	ARECIBO UNIVERSIDAD DE PUERTO RICO Exc Award (06/30/2016, 06/30/2017, 06/30/20	04/02/2009	Active(1)	9	0	0	0	0.00%	3		10		2	N P,M,SC	24+			
14381	CABO ROJO LUIS CARLO AYMAT Exc Award (06/30/2020, 06/30/2021, 06/30/20	06/18/1940	Active	71	7	2	5	7.58%	66	6	0		2	R	0		\$2,810.00	



Club Health Assessment for District 51 O through March 2025

			Status	Membership							Reports					Finance		LCIF
Club Number	Club Name	Charter Date		Current Member Count	YTD Members Added	YTD Members Dropped	YTD Net Growth	YTD Net Growth%	Member Count 12 Months Ago	Avg. length of service for dropped members	Months Since Last MMR ***	Yrs. Since Last Officer Report	President Rotation	Vice President Reported ****	Months Since Last Activity Report ***	Account Balance	Donations for current Fiscal Year	
			Number of times on status quo within last two years	If below 15 members appears				If net loss is greater than 20% appears			If no report in 3 months appears in	When more than one year appears in	Number of repeat terms	Notes the officers that do not have an active	If no report at 12 months appears in red			
14395	CAMUY	04/04/1960	Active	37	5	1	4	12.12%	33	3	0			N	0		\$809.00	
Exc Award (06/30/2018, 06/30/2020, 06/30/2024)																		
14372	DR ROSENDO E MTNZ DE ADJUNTAS	04/16/1946	Active	61	2	0	2	3.39%	59		7		3	R SC	6	90+ Days	\$100.00	
Exc Award (06/30/2024)																		
14459	Guánica Ensenada "Wilfredo Rodríguez Vázquez"	05/08/1954	Active	43	5	2	3	7.50%	38	5	0			N	0		\$75.00	
Exc Award (06/30/2017, 06/30/2018, 06/30/2024)																		
14461	GUAYANILLA HERMINIO ARZOLA	12/23/1946	Active	89	4	0	4	4.71%	78		3			R SC	0			
Exc Award (06/30/2018, 06/30/2019, 06/30/2024)																		
14396	HORMIGUEROS	01/02/1962	Active	45	2	2	0	0.00%	38	12	0		None	N P,T,SC	0		\$1,015.00	
Exc Award (06/30/2016, 06/30/2017, 06/30/2024)																		
14397	HORMIGUEROS VALLE HERMOSO	02/15/1970	Cancelled(8*)	0	0	6	-6	-100.00%	13	26	8	1	None	P,S,T,M,VP SC	14	90+ Days		
Exc Award (06/30/2018)																		
14398	ISABELA	04/14/1946	Active	78	0	0	0	0.00%	77		8		2	N M,SC	3		\$200.00	
Exc Award (06/30/2017, 06/30/2018, 06/30/2024)																		
14402	JAYUYA	11/06/1955	Active	25	3	5	-2	-7.41%	26	4	0			N M,SC	6			
Exc Award (06/30/2022, 06/30/2023)																		
32216	JOSÉ A TONY MÉNDEZ PONCE PLAYA	05/13/1976	Active	35	0	0	0	0.00%	33		9			VP	11		\$204.00	
Exc Award (06/30/2017, 06/30/2018, 06/30/2024)																		
146359	Juana Diaz	06/07/2021	Active	15	4	3	1	7.14%	12	3	3		2	N VP,SC	15	90+ Days	\$150.00	
Exc Award (06/30/2022)																		
14404	LAJAS GERON IRIZARRY	08/01/1953	Active	43	5	1	4	10.26%	43	63	5			N SC	1	90+ Days	\$2,190.00	
Exc Award (06/30/2017, 06/30/2018, 06/30/2024)																		
150925	Lares	05/31/2022	Active	32	0	0	0	0.00%	32		8			N VP,SC	8			
14407	LAS MARIAS PEDRO AVILA FIGUERO	06/03/1965	Active	45	9	2	7	18.42%	34	12	0			N SC	9		\$250.00	
Exc Award (06/30/2019, 06/30/2021, 06/30/2024)																		
14411	MARICAO	05/07/1950	Active	17	1	0	1	6.25%	16		2			N P,T	24+			
Exc Award (06/30/2017, 06/30/2019, 06/30/2024)																		



Club Health Assessment for District 51 O through March 2025

			Status	Membership							Reports					Finance		LCIF
Club Number	Club Name	Charter Date		Current Member Count	YTD Members Added	YTD Members Dropped	YTD Net Growth	YTD Net Growth%	Member Count 12 Months Ago	Avg. length of service for dropped members	Months Since Last MMR ***	Yrs. Since Last Officer Report	President Rotation	Vice President Reported ****	Months Since Last Activity Report ***	Account Balance	Donations for current Fiscal Year	
			Number of times on status quo within last two years	If below 15 members appears					If net loss is greater than 20% appears			If no report in 3 months appears in	When more than one year appears in	Number of repeat terms	Notes the officers that do not have an active	If no report at 12 months appears in red		
14412	MAYAGUEZ	03/09/1937	Active	28	0	0	0	0.00%	28		10		2	R SC	8	90+ Days		
Exc Award (06/30/2017, 06/30/2019, 06/30/20																		
66458	MAYAGUEZ DAMAS LEONES-HILDA GARCÍA DE	06/28/2002	Active	45	4	12	-8	-15.09%	52	8	2			N	0		\$850.00	
Exc Award (06/30/2016, 06/30/2017, 06/30/20																		
138227	Mayagüez Nuevas Voces	06/20/2019	Active	56	7	3	4	7.69%	50	3	0			N SC	0		\$2,660.00	
Exc Award (06/30/2020, 06/30/2022, 06/30/20																		
14414	MAYAGUEZ VISTA VERDE	03/02/1970	Active	44	8	0	8	22.22%	38		2			N	1		\$949.27	
Exc Award (06/30/2016, 06/30/2017, 06/30/20																		
14415	MOCA	11/06/1961	Active	38	1	0	1	2.70%	36		2			N	0			
Exc Award (06/30/2018, 06/30/2019, 06/30/20																		
14476	PENUELAS	10/18/1964	Active	82	16	0	16	24.24%	66		0		2	R	0	90+ Days		
Exc Award (06/30/2017, 06/30/2019, 06/30/20																		
105014	PENUELAS FLAMBOYAN	03/23/2009	Active	34	1	1	0	0.00%	37	5	0		2	N	0		\$450.00	
Exc Award (06/30/2018, 06/30/2019, 06/30/20																		
14477	PONCE	02/03/1937	Active	70	4	4	0	0.00%	65	8	1			N SC	0		\$1,000.00	
Exc Award (06/30/2018, 06/30/2019, 06/30/20																		
14478	PONCE BARAMAYA	04/17/1972	Active	46	1	4	-3	-6.12%	43	2	4			N	1		\$1,019.00	
Exc Award (06/30/2016, 06/30/2017, 06/30/20																		
102361	PONCE MANOS QUE TRABAJAN	06/11/2008	Active	25	0	3	-3	-10.71%	29	2	4		2	N M	1			
Exc Award (06/30/2020, 06/30/2021, 06/30/20																		
14480	PONCE MIGUEL POU	10/30/1969	Active	10	1	4	-3	-23.08%	13	5	0		2	R VP,SC	7	90+ Days		
Exc Award (06/30/2017, 06/30/2020)																		
131139	Ponce Señorial	06/08/2017	Active	17	0	0	0	0.00%	17		12		5	N	10		\$300.00	
Exc Award (06/30/2018, 06/30/2021)																		
78500	RINCON	03/03/2004	Active	14	0	10	-10	-41.67%	24	5	3			M,VP,SC	4			
Exc Award (06/30/2017, 06/30/2020, 06/30/20																		
14425	SABANA GRANDE	04/02/1954	Active	80	2	7	-5	-5.88%	85	11	0		2	R SC	1		\$1,224.50	
Exc Award (06/30/2017, 06/30/2018, 06/30/20																		



Club Health Assessment for District 51 O through March 2025

			Status		Membership						Reports				Finance		LCIF			
Club Number	Club Name	Charter Date		Current Member Count	YTD Members Added	YTD Members Dropped	YTD Net Growth	YTD Net Growth%	Member Count 12 Months Ago	Avg. length of service for dropped members	Months Since Last MMR ***	Yrs. Since Last Officer Report	President Rotation	Vice President Reported ****	Months Since Last Activity Report ***	Account Balance	Donations for current Fiscal Year			
			Number of times on status quo within last two years	If below 15 members appears					If net loss is greater than 20% appears			If no report in 3 months appears in	When more than one year appears in	Number of repeat terms	Notes the officers that do not have an active red	If no report at 12 months appears in red				
32613	SAN ANTONIO MIGUEL A. "MICKEY" RIVERA Exc Award (06/30/2019, 06/30/2020, 06/30/2021)	07/14/1976	Active	22	0	0	0	0.00%	21		8			IP	P,M,SC	13		\$840.00		
14426	SAN GERMÁN ALFREDO VIVONI ACOSTA Exc Award (06/30/2017, 06/30/2019, 06/30/2021)	02/03/1938	Active	88	15	11	4	4.76%	86	10	0			R		0		\$1,445.80		
52919	SAN GERMAN PORTA COELI Exc Award (06/30/2017, 06/30/2018, 06/30/2021)	04/09/1992	Active	39	1	0	1	2.63%	34		0			N	SC	4				
14430	SAN SEBASTIAN Exc Award (06/30/2016, 06/30/2017, 06/30/2021)	10/09/1943	Active	81	6	12	-6	-6.90%	86	15	0		2	N	SC	0		\$1,000.00		
153871	Universitario Interamericana Recinto de Ponce Leones	03/31/2023	Active	30	7	10	-3	-9.09%	27	2	0			N	M,VP,SC	N/A	90+ Days			
110975	UNIVERSITARIO PONCE PUCPR Exc Award (06/30/2017, 06/30/2021)	04/29/2011	Status Quo(1)	1	1	4	-3	-75.00%	8	2	1		None		P,S,T,M,VP SC	15	90+ Days			
14435	Utuaño Ramón Aníbal Pérez Ramírez Exc Award (06/30/2017, 06/30/2018, 06/30/2021)	07/23/1938	Active	53	9	5	4	8.16%	44	6	0			N		0		\$875.00		
14501	VILLALBA Exc Award (06/30/2019, 06/30/2021, 06/30/2022)	11/09/1955	Active	45	2	0	2	4.65%	40		1			N	SC	3		\$300.00		
14503	YAUCO RUBÉN ROURA TORRES Exc Award (06/30/2020, 06/30/2022)	12/02/1937	Active	56	0	0	0	0.00%	56		12		None	N	P,SC	6				
Current Total Clubs Count	YTD New Clubs Count	YTD Cancelled Clubs Count	YTD Net Club Gain	Current Total Members Count	YTD Add	YTD Drop	YTD Net Growth	YTD Net Growth %	Member Count 12 Months Ago	Average Member Count Per Club	% of Clubs with less than 20 members	% No MMR in 3 Months	% No Officer Report in 12 Months	% of Clubs with balance 90+ days	Number of Clubs in Status Quo	% Status Quo Clubs in Financial Suspension	Number of Cancelled Clubs	Average Cancelled Club Age	Members Lost Due to Cancellation	% of Clubs Cancelled for Non-Financial Reasons
48	1	2	-1	1,929	202	172	30	1.58%	1,863	40	19%	46%	0%	21%	1	100%	2	71	27	0%

* - P - Priority Club. Cancellation Reasons: 1-Objectives/conduct, 2-Non-active club, 5-Non-existing club, 6-Disbanding, 7-Merger, 8-Financial Suspension, 9-District/Multiple District Dues.


** - Abbreviation: P-President, S-Secretary, T-Treasurer, M-Member Chairperson, VP-First Vice President, MC-Communications Chairperson, SC-Service Chairperson

*** - Abbreviation: N/R - Never reported using the Lions Clubs website, N/A - Not applicable, No password registered for the Lions Clubs website.

**** - Abbreviation: N - New, IP - Immediate Past, R - Repeat.



Club Health Assessment for District 51 E through March 2025

			Status	Membership							Reports					Finance	LCIF	
Club Number	Club Name	Charter Date		Current Member Count	YTD Members Added	YTD Members Dropped	YTD Net Growth	YTD Net Growth%	Member Count 12 Months Ago	Avg. length of service for dropped members	Months Since Last MMR ***	Yrs. Since Last Officer Report	President Rotation	Vice President Reported ****	Months Since Last Activity Report ***	Account Balance	Donations for current Fiscal Year	
			Number of times on status quo within last two years	If below 15 members appears			If net loss is greater than 20% appears				If no report in 3 months appears in	When more than one year appears in	Number of repeat terms	Notes the officers that do not have an active		If no report at 12 months appears in red		
Clubs more than two years old																		
35362	BAIROA PARK L C	04/14/1978	Active	14	0	0	0	0.00%	14		17	1	None	P,S,T,M,VP SC	24+	90+ Days		
Exc Award (06/30/2016)																		
14443	CAGUAS	02/26/1945	Active	62	5	7	-2	-3.13%	59	4	0		2	N	0		\$700.00	
Exc Award (06/30/2016, 06/30/2018, 06/30/2019)																		
30159	CAGUAS/VILLA BLANCA	01/31/1975	Active	12	0	1	-1	-7.69%	13	6	1		9	R	VP	13		
Exc Award (06/30/2019)																		
14446	CAROLINA COUNTRY CLUB	11/11/1969	Active	17	0	1	-1	-5.56%	18	27	6			N	SC	0		
Exc Award (06/30/2016, 06/30/2019)																		
58111	CAROLINA JULIA DE BURGOS	04/01/1996	Active	7	0	0	0	0.00%	7		14		8		P,T,M,VP,SC	15	90+ Days	
Exc Award (06/30/2017, 06/30/2024)																		
14458	FAJARDO	12/20/1960	Active	37	0	0	0	0.00%	32		8		2	R	T,SC	4		
Exc Award (06/30/2018, 06/30/2019, 06/30/2020)																		
44023	FREDERIKSTED U S V I	06/22/1984	Active	16	0	0	0	0.00%	16		10			IP	SC	0		
14462	GURABO	09/30/1964	Active	21	7	0	7	50.00%	16		0			N	SC	0		
Exc Award (06/30/2016)																		
14463	HATO REY	05/24/1955	Active	46	1	16	-15	-24.59%	50	9	1			R	SC	0	\$30.00	
Exc Award (06/30/2016, 06/30/2018, 06/30/2019)																		
14467	JUNCOS	11/20/1946	Active	59	10	11	-1	-1.67%	32	10	0		4	N	SC	6	\$1,790.00	
Exc Award (06/30/2017, 06/30/2019, 06/30/2020)																		
14469	LOIZA	10/15/1969	Active	18	0	2	-2	-10.00%	20	36	1		2	N	P,T,M	0		
Exc Award (06/30/2017, 06/30/2020, 06/30/2021)																		
14470	LUQUILLO	05/19/1969	Active(1)	9	0	0	0	0.00%	4		9	1	None	P,S,T,M,VP SC	24+	90+ Days		
Exc Award (06/30/2016, 06/30/2017, 06/30/2020)																		
14471	MAUNABO	04/17/1972	Active	17	0	0	0	0.00%	18		10		5	IP	S,T,SC	16		
141947	Puerto Rico Mujeres Líderes Cibernética	06/30/2020	Cancelled(8*)	0	0	10	-10	-100.00%	10	3	3	1	None	P,S,T,M,VP SC	24+	90+ Days		
Exc Award (06/30/2021)																		
14465	RAFAEL M. CARRILLO L C	11/21/1947	Active	10	0	0	0	0.00%	10		3		9	R	M,VP,SC	24+		



Club Health Assessment for District 51 E through March 2025

			Status	Membership							Reports					Finance		LCIF
Club Number	Club Name	Charter Date		Current Member Count	YTD Members Added	YTD Members Dropped	YTD Net Growth	YTD Net Growth%	Member Count 12 Months Ago	Avg. length of service for dropped members	Months Since Last MMR ***	Yrs. Since Last Officer Report	President Rotation	Vice President Reported ****	Months Since Last Activity Report ***	Account Balance	Donations for current Fiscal Year	
			Number of times on status quo within last two years	If below 15 members appears				If net loss is greater than 20% appears			If no report in 3 months appears in	When more than one year appears in	Number of repeat terms	Notes the officers that do not have an active	If no report at 12 months appears in red			
14482	RIO PIEDRAS	08/09/1938	Active	22	1	2	-1	-4.35%	23	29	0		2	N	M,SC	0	\$20.00	
	Exc Award (06/30/2016, 06/30/2017, 06/30/20																	
76101	RIO PIEDRAS LIONESS	06/13/2003	Cancelled(6*)	0	0	20	-20	-100.00%	20	8	0		None	P,S,T,M,VP SC	6	90+ Days		
	Exc Award (06/30/2017, 06/30/2020)																	
14490	ROUND HILL L C	01/31/1973	Active	19	0	0	0	0.00%	18		4			M,VP	6	\$367.00		
	Exc Award (06/30/2017, 06/30/2018, 06/30/20																	
14488	SABANA LLANA	03/20/1960	Active	10	0	0	0	0.00%	10		0		8	R	VP,SC	14	\$500.00	
	Exc Award (06/30/2016, 06/30/2017, 06/30/20																	
14427	SAN JUAN	12/22/1936	Active	43	5	2	3	7.50%	41	17	4		2	N		6	\$680.00	
	Exc Award (06/30/2016, 06/30/2021, 06/30/20																	
33328	SAN JUAN GARDENS JOSE A. CRESPO	02/15/1977	Active	14	0	0	0	0.00%	14		14			IP	SC	6	\$100.00	
	Exc Award (06/30/2017, 06/30/2018)																	
14493	SAN LORENZO	10/17/1943	Active	35	1	5	-4	-10.26%	40	32	0			N		0		
	Exc Award (06/30/2016, 06/30/2018, 06/30/20																	
14431	SANTURCE	02/26/1969	Active(1)	6	0	0	0	0.00%	6		12		2	R	M,SC	15	90+ Days	
	Exc Award (06/30/2019, 06/30/2024)																	
14432	SANTURCE LAS PALMAS	03/18/1970	Active	33	1	1	0	0.00%	38	47	7			N	S,M,SC	5	\$610.00	
	Exc Award (06/30/2016, 06/30/2018, 06/30/20																	
14496	TRUJILLO ALTO DR LUIS F SANCHE	02/27/1962	Active	24	1	1	0	0.00%	24	4	2		2	N		0	\$240.00	
	Exc Award (06/30/2022, 06/30/2023, 06/30/20																	
110794	UNIVERSITARIO INTERAMERICANA	04/15/2011	Active	56	0	0	0	0.00%	56		13	1	None	P,S,T,M,VP SC	24+	90+ Days		
	Exc Award (06/30/2020)																	

Clubs Cancelled Previous Fiscal Year – Clubs Cancelled within last 12 months may be reinstated

Club Number	Club Name	Charter Date	Current Status*	Cancellation Date
14489	SANTIAGO (CHAGO) RIVERA VILLA PRADES	12/17/1968	Cancelled(8*)	08/29/2023



Club Health Assessment for District 51 E through March 2025

Club Number			Club Name			Charter Date			Status					Membership					Reports					Finance		LCIF
									Current Member Count	YTD Members Added	YTD Members Dropped	YTD Net Growth	YTD Net Growth%	Member Count 12 Months Ago	Avg. length of service for dropped members	Months Since Last MMR ***	Yrs. Since Last Officer Report	President Rotation	Vice President Reported ****	Months Since Last Activity Report ***	Account Balance	Donations for current Fiscal Year				
									Number of times on status quo within last two years	If below 15 members appears			If net loss is greater than 20% appears			If no report in 3 months appears in		When more than one year appears in	Number of repeat terms	Notes the officers that do not have an active		If no report at 12 months appears in red				
Current Total Clubs Count	YTD New Clubs Count	YTD Cancelled Clubs Count	YTD Net Club Gain	Current Total Members Count	YTD Add	YTD Drop	YTD Net Growth	YTD Net Growth %	Member Count 12 Months Ago	Average Member Count Per Club	% of Clubs with less than 20 members	% No MMR in 3 Months	% No Officer Report in 12 Months	% of Clubs with balance 90+ days	Number of Clubs in Status Quo	% Status Quo Clubs in Financial Suspension	Number of Cancelled Clubs	Average Cancelled Club Age	Members Lost Due to Cancellation	% of Clubs Cancelled for Non-Financial Reasons						
24	0	2	-2	607	32	79	-47	-7.19%	609	25	54%	58%	13%	21%	0	0%	2	40	30	0%						

* - P - Priority Club. Cancellation Reasons: 1-Objectives/conduct, 2-Non-active club, 5-Non-existing club, 6-Disbanding, 7-Merger, 8-Financial Suspension, 9-District/Multiple District Dues.

** - Abbreviation: P-President, S-Secretary, T-Treasurer, M-Member Chairperson, VP-First Vice President, MC-Communications Chairperson, SC-Service Chairperson

*** - Abbreviation: N/R - Never reported using the Lions Clubs website, N/A - Not applicable, No password registered for the Lions Clubs website.

**** - Abbreviation: N - New, IP - Immediate Past, R - Repeat.




Club Health Assessment for District 51 C through March 2025

			Status	Membership						Reports					Finance		LCIF
Club Number	Club Name	Charter Date		Current Member Count	YTD Members Added	YTD Members Dropped	YTD Net Growth	YTD Net Growth%	Member Count 12 Months Ago	Avg. length of service for dropped members	Months Since Last MMR ***	Yrs. Since Last Officer Report	President Rotation	Vice President Reported ****	Months Since Last Activity Report ***	Account Balance	Donations for current Fiscal Year
			Number of times on status quo within last two years	If below 15 members appears				If net loss is greater than 20% appears			If no report in 3 months appears in	When more than one year appears in	Number of repeat terms	Notes the officers that do not have an active	If no report at 12 months appears in red		
Clubs less than two years old																	
179219	Palo Seco "Aguilas Doradas"	12/29/2024	Active	34	34	0	34	100.00%	0		0			R	S,T,SC	0	90+ Days \$420.00
Clubs more than two years old																	
55968	AIBONITO DEL ASOMANTE	07/01/1994	Active	21	2	0	2	10.53%	19		0		2	R		0	\$350.00
Exc Award (06/30/2018, 06/30/2023)																	
14439	AIBONITO JOSÉ A. CANINO	11/28/1952	Active	51	5	2	3	6.25%	44	16	2			N	M	0	\$2,592.00
Exc Award (06/30/2019, 06/30/2020, 06/30/2021)																	
134634	Bahia Catano	04/30/2018	Active	29	5	0	5	20.83%	24		1			N	SC	2	\$625.00
Exc Award (06/30/2023)																	
151092	Barceloneta	06/06/2022	Active(1)	25	3	1	2	8.70%	22	2	0			N	T,SC	1	90+ Days \$1,678.00
14379	BAYAMON	02/21/1939	Active	107	3	6	-3	-2.73%	102	18	2		3	N		0	\$3,205.00
Exc Award (06/30/2019, 06/30/2022, 06/30/2023)																	
14442	BORIQUEN BALDRICH L C	04/17/1973	Active(2)	10	0	0	0	0.00%	10		8	1	None		P,S,T,M,VP SC	24+	90+ Days
Exc Award (06/30/2016, 06/30/2018)																	
14382	CAPARRA	12/27/1954	Active	26	1	2	-1	-3.70%	29	22	0			N		2	90+ Days \$2,700.06
Exc Award (06/30/2016, 06/30/2018, 06/30/2021)																	
14383	CATAÑO GUSTAVO ADOLFO GRANA LC	02/02/1956	Active	37	4	26	-22	-37.29%	59	4	1			N	S,SC	0	\$3,325.00
Exc Award (06/30/2016, 06/30/2018, 06/30/2021)																	
14448	CAYEY	03/06/1948	Active	29	2	0	2	7.41%	25		2			N		0	\$529.00
Exc Award (06/30/2018, 06/30/2021, 06/30/2023)																	
152688	Cidra	10/04/2022	Active	35	4	0	4	12.90%	31		2			N		0	\$3,857.38
Exc Award (06/30/2024)																	
14451	COAMO	07/14/1938	Active	34	4	1	3	9.68%	30	26	4		3	R		2	
Exc Award (06/30/2017, 06/30/2018, 06/30/2021)																	
14452	COMERIO	05/04/1956	Active	20	6	0	6	42.86%	14		3			R	S,VP	0	90+ Days \$650.00
14386	COROZAL	12/22/1949	Active(1)	30	4	1	3	11.11%	27	7	0		3	R	VP	0	\$395.00
Exc Award (06/30/2023, 06/30/2024)																	
14460	GUAYAMA	01/09/1949	Active	49	3	6	-3	-5.77%	50	15	0		4	R	T,M,SC	0	\$300.00



Club Health Assessment for District 51 C through March 2025

			Status	Membership							Reports					Finance		LCIF
Club Number	Club Name	Charter Date		Current Member Count	YTD Members Added	YTD Members Dropped	YTD Net Growth	YTD Net Growth%	Member Count 12 Months Ago	Avg. length of service for dropped members	Months Since Last MMR ***	Yrs. Since Last Officer Report	President Rotation	Vice President Reported ****	Months Since Last Activity Report ***	Account Balance	Donations for current Fiscal Year	
			Number of times on status quo within last two years	If below 15 members appears				If net loss is greater than 20% appears			If no report in 3 months appears in	When more than one year appears in	Number of repeat terms	Notes the officers that do not have an active	If no report at 12 months appears in red			
Exc Award (06/30/2016, 06/30/2018, 06/30/2020)	14406 LAS AMERICAS	03/08/1962	Active	30	1	0	1	3.45%	29		2		2	S,M,VP,SC	0	90+ Days	\$35.00	
Exc Award (06/30/2022)	14408 LEVITTOWN	05/20/1968	Active	41	8	5	3	7.89%	37	7	1		2	VP	0		\$3,221.46	
Exc Award (06/30/2016, 06/30/2017, 06/30/2020)	35179 LEVITTOWN ROBERTO CLEMENTE	03/20/1978	Active	22	1	0	1	4.76%	21		2			N VP	0		\$325.00	
Exc Award (06/30/2018, 06/30/2022)	14409 MANATI	02/22/1940	Active(2)	14	0	0	0	0.00%	14		20	1	None	P,S,T,M,VP SC	N/R	90+ Days		
Exc Award (06/30/2016, 06/30/2017, 06/30/2020)	14410 MANATI IL DR ALEJANDRO O LOPEZ	01/27/1972	Active(2)	18	2	2	0	0.00%	18	21	2		4	M,VP,SC	6	90+ Days	\$100.00	
Exc Award (06/30/2016, 06/30/2017, 06/30/2020)	14416 MOROVIS	03/11/1960	Active	33	5	3	2	6.45%	30	7	2			N	1		\$200.00	
Exc Award (06/30/2016, 06/30/2017, 06/30/2020)	137425 Salinas Casa del Abeyno	02/19/2019	Active	85	1	6	-5	-5.56%	74	2	1		7	R M,SC	0		\$1,615.00	
Exc Award (06/30/2019, 06/30/2020, 06/30/2020)	139355 Santa Isabel Centenario	08/21/2019	Active	29	0	0	0	0.00%	29		3		2	M,VP,SC	4		\$750.00	
Exc Award (06/30/2022, 06/30/2024)	14494 SANTA ISABEL JUAN HURTADO	01/18/1963	Active	10	1	0	1	11.11%	10		5	1	None	P,S,T,M,VP SC	24+	90+ Days		
Exc Award (06/30/2016, 06/30/2017, 06/30/2020)	35559 SANTA JUANITA-LUCAS FUENTES	05/17/1978	Active	23	1	1	0	0.00%	23	37	2			R VP	0		\$670.00	
Exc Award (06/30/2016, 06/30/2017, 06/30/2020)	14380 SIERRA BAYAMON JUAN SOTO SOTO	04/24/1972	Active	15	0	0	0	0.00%	13		9		8	R T,VP	0		\$135.00	
Exc Award (06/30/2018, 06/30/2024)	14436 VEGA ALTA	11/05/1963	Active(1)	4	0	0	0	0.00%	4		21	1	None	P,S,T,M,VP SC	N/R	90+ Days		
	14437 VEGA BAJA	12/23/1938	Active	16	0	0	0	0.00%	16		11			IP T,VP,SC	1	90+ Days	\$1,550.00	
Exc Award (06/30/2016, 06/30/2017)	14500 Villa Nevárez Esteban López Fernández	02/25/1964	Active	12	1	2	-1	-7.69%	10	2	0		4	R M,VP,SC	4		\$2,000.00	
Exc Award (06/30/2022, 06/30/2024)																		



Club Health Assessment for District 51 C through March 2025

			Status	Membership							Reports					Finance	LCIF
Club Number	Club Name	Charter Date		Current Member Count	YTD Members Added	YTD Members Dropped	YTD Net Growth	YTD Net Growth%	Member Count 12 Months Ago	Avg. length of service for dropped members	Months Since Last MMR ***	Yrs. Since Last Officer Report	President Rotation	Vice President Reported ****	Months Since Last Activity Report ***	Account Balance	Donations for current Fiscal Year
			Number of times on status quo within last two years	If below 15 members appears				If net loss is greater than 20% appears			If no report in 3 months appears in	When more than one year appears in	Number of repeat terms	Notes the officers that do not have an active	If no report at 12 months appears in red		

Clubs Cancelled Previous Fiscal Year – Clubs Cancelled within last 12 months may be reinstated

Club Number	Club Name	Charter Date	Current Status*	Cancellation Date
14418	JESUS T PINERO L C	06/29/1970	Cancelled(6*)	08/29/2023

Current Total Clubs Count	YTD New Clubs Count	YTD Cancelled Clubs Count	YTD Net Club Gain	Current Total Members Count	YTD Add	YTD Drop	YTD Net Growth	YTD Net Growth %	Member Count 12 Months Ago	Average Member Count Per Club	% of Clubs with less than 20 members	% No MMR in 3 Months	% No Officer Report in 12 Months	% of Clubs with balance 90+ days	Number of Clubs in Status Quo	% Status Quo Clubs in Financial Suspension	Number of Cancelled Clubs	Average Cancelled Club Age	Members Lost Due to Cancellation	% of Clubs Cancelled for Non-Financial Reasons
29	1	0	1	889	101	64	37	4.34%	814	31	28%	31%	14%	38%	0	0%	0	0	0	0%

* - P - Priority Club. Cancellation Reasons: 1-Objectives/conduct, 2-Non-active club, 5-Non-existing club, 6-Disbanding, 7-Merger, 8-Financial Suspension, 9-District/Multiple District Dues.


** - Abbreviation: P-President, S-Secretary, T-Treasurer, M-Member Chairperson, VP-First Vice President, MC-Communications Chairperson, SC-Service Chairperson

*** - Abbreviation: N/R - Never reported using the Lions Clubs website, N/A - Not applicable, No password registered for the Lions Clubs website.

**** - Abbreviation: N - New, IP - Immediate Past, R - Repeat.



Club Health Assessment for District 60 A through March 2025

			Status	Membership							Reports					Finance		LCIF
Club Number	Club Name	Charter Date		Current Member Count	YTD Members Added	YTD Members Dropped	YTD Net Growth	YTD Net Growth%	Member Count 12 Months Ago	Avg. length of service for dropped members	Months Since Last MMR ***	Yrs. Since Last Officer Report	President Rotation	Vice President Reported ****	Months Since Last Activity Report ***	Account Balance	Donations for current Fiscal Year	
			Number of times on status quo within last two years	If below 15 members appears			If net loss is greater than 20% appears				If no report in 3 months appears in	When more than one year appears in	Number of repeat terms	Notes the officers that do not have an active		If no report at 12 months appears in red		
Clubs more than two years old																		
18060	ARIMA	05/24/1967	Active	26	1	1	0	0.00%	20	7	0			N	2		\$1,870.00	
Exc Award (06/30/2017, 06/30/2021, 06/30/2024)																		
53562	ARIMA SANTA ROSA	08/06/1992	Active	35	0	0	0	0.00%	35		2			N	1		\$1,520.00	
Exc Award (06/30/2017, 06/30/2021, 06/30/2024)																		
59652	BARTICA	06/16/1997	Active	36	0	0	0	0.00%	37		3			N	M,VP	5	90+ Days \$100.00	
18037	BEL AIR	01/21/1974	Active	52	0	13	-13	-20.00%	65	7	3			N	T	0	\$575.00	
Exc Award (06/30/2021, 06/30/2022, 06/30/2024)																		
18040	CENTRAL DEMERARA L C	02/05/1968	Active	33	1	2	-1	-2.94%	29	2	1			R		2	\$490.00	
Exc Award (06/30/2021, 06/30/2024)																		
49643	CHAGUANAS	06/20/1989	Active	15	1	0	1	7.14%	21		7			N	M	0	\$320.00	
Exc Award (06/30/2023)																		
33345	COMMEWYNE	02/18/1977	Active	33	3	0	3	10.00%	30		2			N	SC	1	\$8,840.00	
Exc Award (06/30/2020, 06/30/2024)																		
18041	CORRIVERTON	04/05/1963	Active(1)	7	0	0	0	0.00%	7		12	1	None		P,S,T,M,VP SC T	24+	90+ Days	
50707	COUVA	06/15/1990	Active	25	0	2	-2	-7.41%	27	3	2		2	N		0	90+ Days \$100.00	
Exc Award (06/30/2021, 06/30/2022)																		
131515	D'Abadie	06/27/2017	Active	15	0	1	-1	-6.25%	15	8	3		2	N		1	\$1,195.00	
Exc Award (06/30/2021, 06/30/2024)																		
82702	DEMERARA LIONESS	06/24/2004	Active	51	0	0	0	0.00%	54		4			R		3	\$250.00	
Exc Award (06/30/2020, 06/30/2023)																		
110324	DIAMOND GROVE	02/07/2011	Active	26	0	0	0	0.00%	26		5			N		3	90+ Days \$1,530.00	
Exc Award (06/30/2020, 06/30/2024)																		
18055	DIEGO MARTIN WEST	06/08/1973	Active	36	0	0	0	0.00%	38		5			N		0	\$1,390.00	
Exc Award (06/30/2017, 06/30/2020, 06/30/2024)																		
35767	EAST CANJE	06/22/1978	Active	10	0	0	0	0.00%	10		4			N	T,M,VP,SC	4	90+ Days	
18042	EAST DEMERARA L C	01/13/1971	Active	25	2	1	1	4.17%	24	0	2		2	N	P,VP	0	\$50.00	
Exc Award (06/30/2023)																		



Club Health Assessment for District 60 A through March 2025

			Status	Membership							Reports					Finance		LCIF
Club Number	Club Name	Charter Date		Current Member Count	YTD Members Added	YTD Members Dropped	YTD Net Growth	YTD Net Growth%	Member Count 12 Months Ago	Avg. length of service for dropped members	Months Since Last MMR ***	Yrs. Since Last Officer Report	President Rotation	Vice President Reported ****	Months Since Last Activity Report ***	Account Balance	Donations for current Fiscal Year	
			Number of times on status quo within last two years	If below 15 members appears				If net loss is greater than 20% appears			If no report in 3 months appears in	When more than one year appears in	Number of repeat terms	Notes the officers that do not have an active	If no report at 12 months appears in red			
121791	El Dorado East	05/27/2014	Active	22	8	2	6	37.50%	16	4	0			N	3		\$2,000.00	
52095	ESSEQUIBO COAST ESSEQUIBO RIVE Exc Award (06/30/2024)	10/23/1991	Active	22	5	2	3	15.79%	18	5	0			N	0		\$100.00	
18044	GEORGETOWN Exc Award (06/30/2020, 06/30/2021, 06/30/2022)	08/23/1960	Active	43	0	0	0	0.00%	40		8			R	0		\$480.00	
55119	GEORGETOWN D'URBAN PARK Exc Award (06/30/2017, 06/30/2020, 06/30/2022)	12/14/1993	Active	100	0	0	0	0.00%	99		1			N	0		\$6,240.00	
66720	GEORGETOWN STABROEK Exc Award (06/30/2021, 06/30/2024)	10/24/2002	Active	31	0	0	0	0.00%	29		7			N	3	90+ Days	\$50.00	
60088	KWAKWANI UPPER RIO BERBICE	11/12/1997	Active(1)	16	0	0	0	0.00%	16		5		2	R	VP	5	90+ Days	
52422	KWATTA Exc Award (06/30/2016, 06/30/2020, 06/30/2022)	01/22/1992	Active	30	0	0	0	0.00%	26		5		2		M,VP,SC	6	90+ Days	
37589	MAYARO Exc Award (06/30/2020, 06/30/2022, 06/30/2024)	10/15/1979	Active	26	0	0	0	0.00%	23		6			N	0		\$420.00	
18038	NEW AMSTERDAM Exc Award (06/30/2021, 06/30/2024)	10/23/1961	Active	24	7	2	5	26.32%	16	7	1				VP,SC	4	\$505.00	
18050	NIEUW NICKERIE	09/04/1960	Active(1)	21	0	0	0	0.00%	21		6		3	R	VP,SC	2	90+ Days	
18054	PARA Exc Award (06/30/2023)	08/15/1960	Active	32	3	1	2	6.67%	30	9	0		2	N	3		\$450.00	
18051	PARAMARIBO CENTRAL Exc Award (06/30/2021, 06/30/2024)	05/08/1957	Active	29	2	0	2	7.41%	27		3			N	1		\$1,400.00	
130705	Paramaribo East Exc Award (06/30/2020, 06/30/2022, 06/30/2024)	04/20/2017	Active	31	1	4	-3	-8.82%	34	5	1		2	N	1	90+ Days	\$800.00	
53717	PARAMARIBO FELICE Exc Award (06/30/2021)	09/30/1992	Active	24	1	3	-2	-7.69%	28	2	3			R	0	90+ Days		
135990	Paramaribo Focus	07/23/2018	Active	20	2	0	2	11.11%	18		5			N	5		\$50.00	
18052	PARAMARIBO NORTH Exc Award (06/30/2019, 06/30/2020, 06/30/2022)	08/31/1960	Active	30	4	2	2	7.14%	27	23	2			N	3	90+ Days	\$150.00	



Club Health Assessment for District 60 A through March 2025

			Status	Membership							Reports					Finance	LCIF
Club Number	Club Name	Charter Date		Current Member Count	YTD Members Added	YTD Members Dropped	YTD Net Growth	YTD Net Growth%	Member Count 12 Months Ago	Avg. length of service for dropped members	Months Since Last MMR ***	Yrs. Since Last Officer Report	President Rotation	Vice President Reported ****	Months Since Last Activity Report ***	Account Balance	Donations for current Fiscal Year
			Number of times on status quo within last two years	If below 15 members appears				If net loss is greater than 20% appears			If no report in 3 months appears in	When more than one year appears in	Number of repeat terms	Notes the officers that do not have an active	If no report at 12 months appears in red		
18053	PARAMARIBO SOUTH	03/25/1970	Active(1)	29	2	1	1	3.57%	28	28	1			N	2	90+ Days	\$700.00
30601	PARAMARIBO WEST	04/10/1975	Active(1)	31	5	0	5	19.23%	25		2			N	M	3	\$2,405.00
Exc Award (06/30/2021)																	
53619	PARAMARIBO READY	08/15/1992	Active	29	0	0	0	0.00%	25		4			N		0	\$103.60
Exc Award (06/30/2017, 06/30/2021)																	
45900	PARAMARIBO-WANICA PARWANI	03/17/1986	Active	48	2	8	-6	-11.11%	53	7	0			N		7	\$3,390.00
Exc Award (06/30/2018, 06/30/2020, 06/30/2021)																	
18061	PORT OF SPAIN CENTRAL	05/22/1962	Active	35	3	0	3	9.38%	34		1			N		0	\$290.00
Exc Award (06/30/2017, 06/30/2020)																	
33859	PORT OF SPAIN EAST	05/23/1977	Active	28	3	0	3	12.00%	25		7		2	N		0	90+ Days
Exc Award (06/30/2020, 06/30/2021)																	\$350.00
32370	PORT OF SPAIN NORTH	06/08/1976	Active	47	0	0	0	0.00%	54		8			N	M	0	\$2,530.00
Exc Award (06/30/2020, 06/30/2021, 06/30/2022)																	
53475	PORT OF SPAIN SUCCESS LAVENTIL	07/01/1992	Active	33	1	6	-5	-13.16%	41	5	3			R		0	\$1,002.00
Exc Award (06/30/2021, 06/30/2022, 06/30/2023)																	
133977	Princes Town Central	03/13/2018	Active	27	1	2	-1	-3.57%	17	4	0		2	N		0	\$70.00
Exc Award (06/30/2021)																	
18046	RUIMVELDT L C	12/12/1973	Active	35	1	4	-3	-7.89%	39	23	0			N	VP	2	90+ Days
Exc Award (06/30/2020, 06/30/2023)																	\$1,164.00
18062	SAN FERNANDO	06/28/1964	Active	35	2	1	1	2.94%	36	40	2			N		0	\$912.00
Exc Award (06/30/2020, 06/30/2021)																	
53620	SAN FERNANDO LES EFFORTS	08/04/1992	Active	27	2	2	0	0.00%	26	21	4				M,VP	0	90+ Days
Exc Award (06/30/2016, 06/30/2017, 06/30/2020)																	
40245	SAN JUAN BARATARIA	07/10/1981	Active	22	0	0	0	0.00%	23		5		2		M,VP	0	
Exc Award (06/30/2020, 06/30/2022)																	
42554	SANGRE GRANDE	04/27/1983	Active	18	0	4	-4	-18.18%	20	15	8			N		3	\$260.00
Exc Award (06/30/2024)																	
46544	SANTA CRUZ	09/24/1986	Active	18	3	0	3	20.00%	15		1		2	N		1	\$450.00



Club Health Assessment for District 60 A through March 2025

			Status		Membership						Reports					Finance		LCIF		
Club Number	Club Name	Charter Date		Current Member Count	YTD Members Added	YTD Members Dropped	YTD Net Growth	YTD Net Growth%	Member Count 12 Months Ago	Avg. length of service for dropped members	Months Since Last MMR ***	Yrs. Since Last Officer Report	President Rotation	Vice President Reported ****	Months Since Last Activity Report ***	Account Balance	Donations for current Fiscal Year			
			Number of times on status quo within last two years	If below 15 members appears					If net loss is greater than 20% appears		If no report in 3 months appears in	When more than one year appears in	Number of repeat terms		Notes the officers that do not have an active	If no report at 12 months appears in red				
56328	SCARBOROUGH UPPER	12/14/1994	Active	29	4	0	4	16.00%	25		7			N	S,SC	0	\$1,530.30			
39360	SEAFRONT L C	01/30/1981	Active	31	0	2	-2	-6.06%	38	2	5			N		0	\$150.00			
Exc Award (06/30/2021, 06/30/2022, 06/30/2023)																				
33344	SOUTH GEORGETOWN L C	02/25/1977	Active(1)	26	0	0	0	0.00%	28		6			N		4	90+ Days \$127.00			
Exc Award (06/30/2023)																				
18057	ST PATRICK EAST	07/20/1968	Active	27	2	0	2	8.00%	25		2			N	VP	0	90+ Days			
Exc Award (06/30/2023)																				
51067	TRINCITY	11/14/1990	Active	31	4	5	-1	-3.13%	32	17	0			N		3	90+ Days \$70.00			
Exc Award (06/30/2021)																				
18059	TRINIDAD CENTRAL L C	03/04/1966	Active	18	0	0	0	0.00%	18		10			N		0	\$500.00			
Exc Award (06/30/2023)																				
53048	TUNAPUNA	05/01/1992	Active	24	1	2	-1	-4.00%	25	24	8		2	N		4	\$420.00			
Exc Award (06/30/2017, 06/30/2021, 06/30/2023)																				
134578	Wanica	04/30/2018	Active	21	0	1	-1	-4.55%	20	7	2			R	M,SC	0	\$1,375.00			
Exc Award (06/30/2023, 06/30/2024)																				
18048	WEST DEMERARA L C	06/15/1970	Active(1)	22	2	0	2	10.00%	20		0			N	VP	4	90+ Days \$209.00			
Current Total Clubs Count	YTD New Clubs Count	YTD Cancelled Clubs Count	YTD Net Club Gain	Current Total Members Count	YTD Add	YTD Drop	YTD Net Growth	YTD Net Growth %	Member Count 12 Months Ago	Average Member Count Per Club	% of Clubs with less than 20 members	% No MMR in 3 Months	% No Officer Report in 12 Months	% of Clubs with balance 90+ days	Number of Clubs in Status Quo	% Status Quo Clubs in Financial Suspension	Number of Cancelled Clubs	Average Cancelled Club Age	Members Lost Due to Cancellation	% of Clubs Cancelled for Non-Financial Reasons
55	0	0	0	1,617	79	74	5	0.31%	1,598	29	15%	55%	2%	36%	0	0%	0	0	0	0%

* - P - Priority Club. Cancellation Reasons: 1-Objectives/conduct, 2-Non-active club, 5-Non-existing club, 6-Disbanding, 7-Merger, 8-Financial Suspension, 9-District/Multiple District Dues.

** - Abbreviation: P-President, S-Secretary, T-Treasurer, M-Member Chairperson, VP-First Vice President, MC-Communications Chairperson, SC-Service Chairperson

*** - Abbreviation: N/R - Never reported using the Lions Clubs website, N/A - Not applicable, No password registered for the Lions Clubs website.

**** - Abbreviation: N - New, IP - Immediate Past, R - Repeat.




Club Health Assessment for District 60 B through March 2025

			Status	Membership							Reports					Finance		LCIF
Club Number	Club Name	Charter Date		Current Member Count	YTD Members Added	YTD Members Dropped	YTD Net Growth	YTD Net Growth%	Member Count 12 Months Ago	Avg. length of service for dropped members	Months Since Last MMR ***	Yrs. Since Last Officer Report	President Rotation	Vice President Reported ****	Months Since Last Activity Report ***	Account Balance	Donations for current Fiscal Year	
			Number of times on status quo within last two years	If below 15 members appears				If net loss is greater than 20% appears			If no report in 3 months appears in	When more than one year appears in	Number of repeat terms	Notes the officers that do not have an active	If no report at 12 months appears in red			
Clubs more than two years old																		
40639	ANGUILLA	12/01/1981	Active	19	0	0	0	0.00%	22		0			N	SC	0	\$470.00	
18070	ANTIGUA L C	10/14/1968	Active	71	3	8	-5	-6.58%	77	11	0			N	T,M	0	\$1,970.00	
Exc Award (06/30/2017, 06/30/2018)																		
37064	BARBADOS CENTRAL L C	05/15/1979	Active	42	2	0	2	5.00%	43		0		2	N		1	90+ Days	
Exc Award (06/30/2018, 06/30/2022)																		
48106	BARBADOS EAST	02/04/1988	Active	33	3	2	1	3.13%	32	36	0			N		0	\$150.00	
Exc Award (06/30/2024)																		
28109	BARBADOS NORTH	03/11/1974	Active	34	1	2	-1	-2.86%	35	5	0			N		1		
150357	Barbados Roaring Virtual	04/07/2022	Active	42	7	0	7	20.00%	35		4			IP		1	\$130.00	
31353	BARBADOS SOUTH	11/05/1975	Active	31	0	1	-1	-3.13%	34	4	6				VP	1		
18063	BRIDGETOWN	09/28/1961	Active	48	0	5	-5	-9.43%	56	10	0			N		0	\$7,135.00	
Exc Award (06/30/2017, 06/30/2022)																		
18069	CASTRIES L C	06/24/1967	Active	30	0	0	0	0.00%	30		3			N		0		
Exc Award (06/30/2021)																		
45373	CAYMAN BRAC	09/10/1985	Active	36	0	0	0	0.00%	37		9			N		3	\$2,100.00	
Exc Award (06/30/2022, 06/30/2023, 06/30/20)																		
14371	CHARLOTTE AMALIE ST THOMAS L C	02/23/1967	Active	42	4	2	2	5.00%	40	37	1		2	N		1	\$2,150.00	
53845	CHRIST CHURCH WEST	11/25/1992	Active	18	0	2	-2	-10.00%	21	9	8			N		4		
Exc Award (06/30/2020, 06/30/2022, 06/30/20)																		
18032	CLARENDON	10/27/1970	Active	43	0	3	-3	-6.52%	47	24	1		2	N		5	90+ Days	
18068	DOMINICA L C	03/15/1968	Active	25	1	1	0	0.00%	27	41	0			N	VP	0	\$130.00	
Exc Award (06/30/2022)																		
55873	FREDERIKSTED TWIN CITY	06/23/1994	Active	18	0	0	0	0.00%	18		0			N	SC	3	\$50.00	
18031	GRAND CAYMAN	10/06/1972	Active	106	2	1	1	0.95%	106	8	0			N		0	\$26,113.14	
Exc Award (06/30/2017, 06/30/2023, 06/30/20)																		
54355	GRAND CAYMAN TROPICAL GARDENS	04/16/1993	Active	68	9	1	8	13.33%	57	1	0			N		0	\$15,024.61	



Club Health Assessment for District 60 B through March 2025

			Status	Membership							Reports					Finance	LCIF
Club Number	Club Name	Charter Date		Current Member Count	YTD Members Added	YTD Members Dropped	YTD Net Growth	YTD Net Growth%	Member Count 12 Months Ago	Avg. length of service for dropped members	Months Since Last MMR ***	Yrs. Since Last Officer Report	President Rotation	Vice President Reported ****	Months Since Last Activity Report ***	Account Balance	Donations for current Fiscal Year
			Number of times on status quo within last two years	If below 15 members appears			If net loss is greater than 20% appears			If no report in 3 months appears in		When more than one year repeat appears in	Number of repeat terms	Notes the officers that do not have an active red	If no report in 12 months appears in red		
Exc Award (06/30/2017, 06/30/2021, 06/30/2022)																	
52201	GROS ISLET	12/03/1991	Active	25	1	1	0	0.00%	25	8	5			N	VP	0	\$360.00
18033	KINGSTON	02/22/1965	Active	45	0	2	-2	-4.26%	46	4	4			N		1	
Exc Award (06/30/2023)																	
51356	KINGSTON DOWNTOWN	02/26/1991	Active	29	1	0	1	3.57%	30		1			N		2	\$280.00
Exc Award (06/30/2021, 06/30/2022, 06/30/2023)																	
55810	KINGSTON MONA	06/08/1994	Active	52	7	6	1	1.96%	53	4	4			N		0	\$1,586.00
Exc Award (06/30/2023)																	
52752	KINGSTON NEW KINGSTON	03/27/1992	Active	58	3	5	-2	-3.33%	58	37	4			N		0	\$495.00
Exc Award (06/30/2017, 06/30/2022, 06/30/2023)																	
53504	KINGSTOWN-SVG L C	07/20/1992	Active	38	0	1	-1	-2.56%	35	13	1		2	R		1	\$1,540.00
30535	MANDEVILLE	04/08/1975	Active	55	4	1	3	5.77%	53	41	6		2	N	M	3	90+ Days \$1,800.00
56644	MICOUD	03/13/1995	Active	17	0	0	0	0.00%	18		1			N		0	
18034	MONTEGO BAY	09/11/1968	Active	25	1	1	0	0.00%	28	13	3				VP,SC	0	\$50.00
18035	NORTH ST CATHERINE	04/15/1969	Active(2)	34	1	5	-4	-10.53%	41	9	0		2	R	S,SC	1	90+ Days \$360.00
29640	OLD HARBOUR	07/15/1974	Active	25	0	2	-2	-7.41%	30	3	5				M,VP,SC	5	\$100.00
101854	PORT ANTONIO	04/16/2008	Active	27	6	1	5	22.73%	22	0	3			N		1	\$300.00
Exc Award (06/30/2022)																	
35587	PORTMORE	05/08/1978	Active	31	0	0	0	0.00%	36		1			N		0	\$50.00
Exc Award (06/30/2016, 06/30/2018, 06/30/2022)																	
30163	PORUS	01/31/1975	Active	18	0	1	-1	-5.26%	18	3	0				M,VP	1	
34109	SABA L C	06/06/1977	Active	28	0	4	-4	-12.50%	30	3	1			N		0	\$120.00
Exc Award (06/30/2022, 06/30/2023)																	
18036	SAVANNA-LA-MAR	04/09/1973	Active(2)	12	1	1	0	0.00%	12	4	4			R		4	90+ Days
52356	SCOTLAND DISTRICT	12/23/1991	Active(1)	29	1	3	-2	-6.45%	31	11	0				S,VP	6	
Exc Award (06/30/2018, 06/30/2020, 06/30/2022)																	
15806	SINT MAARTEN	12/12/1970	Active	53	1	4	-3	-5.36%	56	20	4			N		1	\$3,382.49
Exc Award (06/30/2017, 06/30/2021, 06/30/2022)																	



Club Health Assessment for District 60 B through March 2025

			Status	Membership							Reports					Finance	LCIF	
Club Number	Club Name	Charter Date		Current Member Count	YTD Members Added	YTD Members Dropped	YTD Net Growth	YTD Net Growth%	Member Count 12 Months Ago	Avg. length of service for dropped members	Months Since Last MMR ***	Yrs. Since Last Officer Report	President Rotation	Vice President Reported ****	Months Since Last Activity Report ***	Account Balance	Donations for current Fiscal Year	
			Number of times on status quo within last two years	If below 15 members appears				If net loss is greater than 20% appears			If no report in 3 months appears in	When more than one year appears in	Number of repeat terms	Notes the officers that do not have an active	If no report at 12 months red			
43367	SOUFRIERE PITONS Exc Award (06/30/2023)	01/16/1984	Active	20	0	1	-1	-4.76%	19	13	4			N	SC	0		\$50.00
57626	SOUTH CENTRAL ST CATHERINE Exc Award (06/30/2023)	12/11/1995	Active(2)	23	0	2	-2	-8.00%	23	8	8		2	N	M	5	90+ Days	
30110	SPANISH TOWN Exc Award (06/30/2024)	01/14/1975	Active	23	0	5	-5	-17.86%	28	7	0			N	SC	0		\$60.00
30731	ST ANDREW Exc Award (06/30/2020, 06/30/2022, 06/30/2024)	05/27/1975	Active	56	2	1	1	1.82%	50	2	2			N		0		\$720.00
52518	ST ANDREW CENTRAL Exc Award (06/30/2016, 06/30/2018)	02/12/1992	Active	43	5	1	4	10.26%	45	19	2			N		0		
18065	ST ANDREW'S	08/25/1971	Active(1)	28	4	3	1	3.70%	27	3	3			R		7	90+ Days	\$110.00
53363	ST CATHERINE CENTRAL	06/19/1992	Active	15	0	0	0	0.00%	17		3		None	N	P	6	90+ Days	
14369	ST CROIX L C	11/01/1966	Active	15	0	1	-1	-6.25%	16	46	1			N		2		\$80.00
51668	ST ELIZABETH SOUTH	05/28/1991	Status Quo(1)	13	0	0	0	0.00%	13		13	1	None		P,S,T,M,VP SC	8	90+ Days	
36332	ST EUSTATIUS ISLAND	12/13/1978	Active	21	0	0	0	0.00%	21		10		2	R	M,SC	4		\$1,000.00
18064	ST GEORGE'S Exc Award (06/30/2018, 06/30/2022)	04/03/1965	Active	39	10	2	8	25.81%	33	32	4			N		0	90+ Days	\$100.00
53533	ST JAMES	07/23/1992	Active	17	0	2	-2	-10.53%	19	12	3				P,M,VP,SC	4		
135213	St John	06/20/2018	Active	27	0	0	0	0.00%	27		5		None	N	P	2		\$1,556.00
37905	ST KITTS L C	12/04/1979	Active	34	0	0	0	0.00%	34		0			N	VP	0		\$6,081.00
53364	ST MICHAEL Exc Award (06/30/2023)	06/23/1992	Active	36	2	1	1	2.86%	35	1	4			N		3		\$1,820.00
30732	ST THOMAS	05/22/1975	Active	29	6	0	6	26.09%	23		4			N		1		
52988	ST THOMAS EAST END	04/27/1992	Active	16	0	3	-3	-15.79%	20	9	5			N	VP	4		\$1,300.00
42665	ST THOMAS EAST ST THOMAS	05/31/1983	Active	18	5	6	-1	-5.26%	19	21	3			N	SC	3		\$155.00
36136	ST VINCENT SOUTH L C Exc Award (06/30/2023)	10/09/1978	Active	32	1	1	0	0.00%	32	0	0		2	R	SC	0		\$10.00



Club Health Assessment for District 60 B through March 2025

			Status								Membership								Reports				Finance		LCIF	
Club Number	Club Name	Charter Date		Current Member Count	YTD Members Added	YTD Members Dropped	YTD Net Growth	YTD Net Growth%	Member Count 12 Months Ago	Avg. length of service for dropped members	Months Since Last MMR ***	Yrs. Since Last Officer Report	President Rotation	Vice President Reported ****	Months Since Last Activity Report ***	Account Balance	Donations for current Fiscal Year									
			Number of times on status quo within last two years	If below 15 members appears				If net loss is greater than 20% appears			If no report in 3 months appears in	When more than one year appears in	Number of repeat terms	Notes the officers that do not have an active	If no report at 12 months appears in red											
18066	TORTOLA	04/27/1972	Active	71	3	2	1	1.43%	79	3	0			N	4	90+ Days	\$250.00									
Exc Award (06/30/2022, 06/30/2023, 06/30/2024)																										
64432	UNION ISLAND	06/06/2001	Status Quo(1)	21	0	0	0	0.00%	22		9		2	N	8	90+ Days	\$60.00									
53320	VALLEY SOUND	06/15/1992	Active	31	4	0	4	14.81%	29		8			N	1		\$180.00									
Exc Award (06/30/2021, 06/30/2022, 06/30/2023)																										
29297	VIEUX FORT	05/09/1974	Active(1)	30	0	0	0	0.00%	30		2			R	2	90+ Days	\$100.00									
Current Total Clubs Count	YTD New Clubs Count	YTD Cancelled Clubs Count	YTD Net Club Gain	Current Total Members Count	YTD Add	YTD Drop	YTD Net Growth	YTD Net Growth %	Member Count 12 Months Ago	Average Member Count Per Club	% of Clubs with less than 20 members	% No MMR in 3 Months	% No Officer Report in 12 Months	% of Clubs with balance 90+ days	Number of Clubs in Status Quo	% Status Quo Clubs in Financial Suspension	Number of Cancelled Clubs	Average Cancelled Club Age	Members Lost Due to Cancellation	% of Clubs Cancelled for Non-Financial Reasons						
58	0	0	0	1,965	101	97	4	0.20%	2,000	34	21%	52%	2%	22%	2	0%	0	0	0	0%						

* - P - Priority Club. Cancellation Reasons: 1-Objectives/conduct, 2-Non-active club, 5-Non-existing club, 6-Disbanding, 7-Merger, 8-Financial Suspension, 9-District/Multiple District Dues.


** - Abbreviation: P-President, S-Secretary, T-Treasurer, M-Member Chairperson, VP-First Vice President, MC-Communications Chairperson, SC-Service Chairperson

*** - Abbreviation: N/R - Never reported using the Lions Clubs website, N/A - Not applicable, No password registered for the Lions Clubs website.

**** - Abbreviation: N - New, IP - Immediate Past, R - Repeat.



Club Health Assessment for District N 1 through March 2025

				Status		Membership						Reports					Finance		LCIF	
Club Number	Club Name	Charter Date			Current Member Count	YTD Members Added	YTD Members Dropped	YTD Net Growth	YTD Net Growth%	Member Count 12 Months Ago	Avg. length of service for dropped members	Months Since Last MMR ***	Yrs. Since Last Officer Report	President Rotation	Vice President Reported ****	Months Since Last Activity Report ***	Account Balance	Donations for current Fiscal Year		
			Number of times on status quo within last two years		If below 15 members appears				If net loss is greater than 20% appears			If no report in 3 months appears in	When more than one year appears in	Number of repeat terms		Notes the officers that do not have an active	If no report at 12 months appears in red			
Clubs more than two years old																				
13674	CALAIS	08/28/1940	Active		37	1	0	1	2.78%	37		7		2	N	SC	1			
13679	FORT FAIRFIELD	07/27/1937	Active		22	0	0	0	0.00%	23		11		9		M,VP,SC	1			
13680	FORT KENT	08/29/1938	Active		109	6	14	-8	-6.84%	118	12	1		2	R		1			
Current Total Clubs Count	YTD New Clubs Count	YTD Cancelled Clubs Count	YTD Net Club Gain	Current Total Members Count	YTD Add	YTD Drop	YTD Net Growth	YTD Net Growth %	Member Count 12 Months Ago	Average Member Count Per Club	% of Clubs with less than 20 members	% No MMR in 3 Months	% No Officer Report in 12 Months	% of Clubs with balance 90+ days	Number of Clubs in Status Quo	% Status Quo Clubs in Financial Suspension	Number of Cancelled Clubs	Average Cancelled Club Age	Members Lost Due to Cancellation	% of Clubs Cancelled for Non-Financial Reasons
3	0	0	0	168	7	14	-7	-4.00%	178	56	0%	67%	0%	0%	0	0%	0	0	0	0%

* - P - Priority Club. Cancellation Reasons: 1-Objectives/conduct, 2-Non-active club, 5-Non-existing club, 6-Disbanding, 7-Merger, 8-Financial Suspension, 9-District/Multiple District Dues.

** - Abbreviation: P-President, S-Secretary, T-Treasurer, M-Member Chairperson, VP-First Vice President, MC-Communications Chairperson, SC-Service Chairperson

*** - Abbreviation: N/R - Never reported using the Lions Clubs website, N/A - Not applicable, No password registered for the Lions Clubs website.

**** - Abbreviation: N - New, IP - Immediate Past, R - Repeat.




Club Health Assessment for District 10 through March 2025

			Status	Membership							Reports					Finance	LCIF
Club Number	Club Name	Charter Date		Current Member Count	YTD Members Added	YTD Members Dropped	YTD Net Growth	YTD Net Growth%	Member Count 12 Months Ago	Avg. length of service for dropped members	Months Since Last MMR ***	Yrs. Since Last Officer Report	President Rotation	Vice President Reported ****	Months Since Last Activity Report ***	Account Balance	Donations for current Fiscal Year
			Number of times on status quo within last two years	If below 15 members appears					If net loss is greater than 20% appears		If no report in 3 months appears in	When more than one year appears in	Number of repeat terms	Notes the officers that do not have appears in an active	If no report at 12 months red		
Clubs more than two years old																	
4356	BARAGA TOWNSHIP L C	03/03/1954	Active	32	1	0	1	3.23%	30		8		5	T,VP,SC	7		
4358	BARK RIVER	01/12/1943	Active	92	8	2	6	6.98%	87	28	1			N SC	3		\$1,225.00
141466	Bay de Noc	04/27/2020	Active	29	3	2	1	3.57%	30	2	0		2	VP,SC	1		\$11,480.46
4359	BESSEMER	09/08/1937	Active	6	0	0	0	0.00%	6		14	1	None	P,S,T,M,VP SC	6		
4360	BRIMLEY	01/20/1942	Active	12	0	0	0	0.00%	13		9			S,T,M,VP,SC	7		
4361	CALUMET	10/15/1925	Active	11	0	3	-3	-21.43%	16	19	4		8	S,VP,SC	6		
38269	CARNEY NADEAU	04/24/1980	Active	20	4	0	4	25.00%	16		6		22	VP	6		\$350.00
4363	CHASSELL	04/15/1946	Active	77	3	2	1	1.32%	78	9	1			N SC	7		\$200.00
4364	CHATHAM	04/09/1952	Active	20	5	1	4	25.00%	16	11	0		8	N P,M,VP	7		
4365	CHOCOLAY TOWNSHIP	04/20/1961	Active	11	0	0	0	0.00%	11		18			M,VP,SC	7		
4367	CRYSTAL FALLS	08/26/1952	Active	21	3	3	0	0.00%	22	13	2		2	N	4		\$50.00
4368	DAFTER	12/11/1972	Active	24	0	0	0	0.00%	24		11			P,VP,SC	6		\$100.00
82401	DELTA MENOMINEE COUNTY HEART OF THE NORTH	05/20/2004	Active	32	2	0	2	6.67%	29		7			N	6		\$250.00
30040	DRUMMOND ISLAND	12/23/1974	Active	33	1	8	-7	-17.50%	49	10	0		2	R P,M,VP,SC	0		\$300.00
4372	ENGADINE NAUBINWAY	04/08/1969	Active	27	3	5	-2	-6.90%	29	11	1		4	R P,M	7		
4374	FORD RIVER	09/30/1952	Active	28	2	1	1	3.70%	30	8	0			M,VP,SC	7		\$100.00
4376	GLADSTONE	08/20/1937	Active	43	6	2	4	10.26%	39	18	1		4	R P,SC	8		\$850.00
4378	GWINN	07/28/1952	Active	33	1	2	-1	-2.94%	36	5	1		3	R M	1		\$1,300.00
Exc Award (06/30/2018)																	
4380	HOUGHTON HANCOCK	06/25/1942	Active	18	0	1	-1	-5.26%	19	6	1		2	M,VP,SC	5		\$100.00
4382	ISHPEMING	07/10/1952	Active	25	6	12	-6	-19.35%	29	10	0		2	P,M,VP,SC	2		\$600.00
4383	KEWEENAW LION CLUB	03/20/1945	Active	28	0	0	0	0.00%	31		8		2	R M,SC	7		
38130	KINROSS	03/24/1980	Active	16	0	0	0	0.00%	16		13		11	R	7		
4388	LES CHENEUX	03/10/1947	Active	32	1	1	0	0.00%	34	6	3		2	R M,SC	7		\$1,200.00



Club Health Assessment for District 10 through March 2025

			Status	Membership							Reports					Finance		LCIF
Club Number	Club Name	Charter Date		Current Member Count	YTD Members Added	YTD Members Dropped	YTD Net Growth	YTD Net Growth%	Member Count 12 Months Ago	Avg. length of service for dropped members	Months Since Last MMR ***	Yrs. Since Last Officer Report	President Rotation	Vice President Reported ****	Months Since Last Activity Report ***	Account Balance	Donations for current Fiscal Year	
			Number of times on status quo within last two years	If below 15 members appears				If net loss is greater than 20% appears			If no report in 3 months appears in	When more than one year appears in	Number of repeat terms	Notes the officers that do not have appears in an active	If no report at 12 months red			
4390	MANISTIQUE	07/27/1935	Active	26	3	4	-1	-3.70%	27	5	0		2	M,VP,SC	7		\$100.00	
32164	MANISTIQUE LAKES L C	04/30/1976	Active	15	3	2	1	7.14%	14	2	0		7	R SC	5			
4391	MARQUETTE	10/14/1919	Active	31	2	1	1	3.33%	28	6	0		2	N M	1		\$100.00	
Exc Award (06/30/2018)																		
4393	MENOMINEE	09/19/1934	Active(1)	7	0	0	0	0.00%	7		76		9	VP	3	90+ Days		
41777	MOUNTAIN	08/31/1982	Active	24	6	0	6	33.33%	20		2		4	N SC	5		\$50.00	
4394	MUNISING	05/04/1937	Active	29	3	1	2	7.41%	26	22	4		3	M,VP,SC	7		\$150.00	
4395	NEGAUNEE	05/10/1955	Active	44	2	1	1	2.33%	46	6	0		2	N T,M,SC	7		\$350.00	
Exc Award (06/30/2023)																		
4396	NEWBERRY	08/10/1923	Active	9	0	0	0	0.00%	9		20		4	VP	5	90+ Days		
Exc Award (06/30/2018)																		
4398	OTTAWA L C	04/17/1968	Active	9	0	2	-2	-18.18%	11	1	3		4	R M,VP,SC	3			
4399	PERKINS	08/26/1947	Active	26	2	0	2	8.33%	24		4		3	R VP,SC	5			
4400	PICKFORD	09/22/1941	Active	28	0	0	0	0.00%	28		12			N	6	90+ Days	\$50.00	
4401	POWERS SPALDING	10/12/1938	Active	36	0	2	-2	-5.26%	32	4	0		6	R	7		\$900.00	
4402	RANGE	04/10/1947	Active	14	0	0	0	0.00%	14		12		15	N T,M,SC	6			
4403	RAPID RIVER	04/28/1972	Active	21	0	4	-4	-16.00%	21	19	2		None	P,S,M,VP,SC	0			
4405	ROCK	02/26/1943	Active	26	6	1	5	23.81%	19	8	2			M,VP,SC	6		\$150.00	
4406	RUDYARD	01/09/1940	Active	22	2	0	2	10.00%	20		0		None	P,T,M,VP,SC	5	90+ Days	\$200.00	
4408	SAULT STE MARIE	08/28/1935	Active	24	1	1	0	0.00%	24	10	4			R SC	6			
Exc Award (06/30/2018)																		
4410	SKANDIA	05/06/1957	Active	15	0	1	-1	-6.25%	16	9	1			M,VP,SC	6			
4407	ST IGNACE	08/28/1936	Active	26	3	8	-5	-16.13%	30	23	1			N M,VP,SC	4		\$350.00	
4411	STEPHENSON	04/09/1945	Active	77	1	3	-2	-2.53%	77	11	2		2	R SC	5		\$1,400.00	
Exc Award (06/30/2021)																		
36795	SUGAR ISLAND L C	03/30/1979	Active	36	1	3	-2	-5.26%	38	10	2		9	P,VP,SC	7			



Club Health Assessment for District 10 through March 2025

			Status	Membership							Reports					Finance	LCIF
Club Number	Club Name	Charter Date		Current Member Count	YTD Members Added	YTD Members Dropped	YTD Net Growth	YTD Net Growth%	Member Count 12 Months Ago	Avg. length of service for dropped members	Months Since Last MMR ***	Yrs. Since Last Officer Report	President Rotation	Vice President Reported ****	Months Since Last Activity Report ***	Account Balance	Donations for current Fiscal Year
			Number of times on status quo within last two years	If below 15 members appears				If net loss is greater than 20% appears			If no report in 3 months appears in	When more than one year appears in	Number of repeat terms	Notes the officers that do not have an active	If no report at 12 months appears in red		
4412	TRENARY	10/13/1947	Active	6	0	0	0	0.00%	6		9		7	R S,SC	4		
4414	VULCAN NORWAY LORETTO	02/01/1954	Active	45	11	5	6	15.38%	39	27	2		5	T,VP	7		\$340.00
4416	WELLS	10/01/1952	Active	55	9	5	4	7.84%	51	22	0		3	R T	5		\$1,000.00

Clubs Cancelled Previous Fiscal Year – Clubs Cancelled within last 12 months may be reinstated

Club Number	Club Name	Charter Date	Current Status*	Cancellation Date
4381	IRON MOUNTAIN-KINGSFORD L C	05/14/1947	Cancelled(6*)	12/29/2023

Current Total Clubs Count	YTD New Clubs Count	YTD Cancelled Clubs Count	YTD Net Club Gain	Current Total Members Count	YTD Add	YTD Drop	YTD Net Growth	YTD Net Growth %	Member Count 12 Months Ago	Average Member Count Per Club	% of Clubs with less than 20 members	% No MMR in 3 Months	% No Officer Report in 12 Months	% of Clubs with balance 90+ days	Number of Clubs in Status Quo	% Status Quo Clubs in Financial Suspension	Number of Cancelled Clubs	Average Cancelled Club Age	Members Lost Due to Cancellation	% of Clubs Cancelled for Non-Financial Reasons
47	0	0	0	1,321	104	89	15	1.15%	1,317	28	28%	43%	2%	9%	0	0%	0	0	0	0%

* - P - Priority Club. Cancellation Reasons: 1-Objectives/conduct, 2-Non-active club, 5-Non-existing club, 6-Disbanding, 7-Merger, 8-Financial Suspension, 9-District/Multiple District Dues.

** - Abbreviation: P-President, S-Secretary, T-Treasurer, M-Member Chairperson, VP-First Vice President, MC-Communications Chairperson, SC-Service Chairperson

*** - Abbreviation: N/R - Never reported using the Lions Clubs website, N/A - Not applicable, No password registered for the Lions Clubs website.

**** - Abbreviation: N - New, IP - Immediate Past, R - Repeat.




Club Health Assessment for District 15 through March 2025

			Status	Membership							Reports					Finance		LCIF
Club Number	Club Name	Charter Date		Current Member Count	YTD Members Added	YTD Members Dropped	YTD Net Growth	YTD Net Growth%	Member Count 12 Months Ago	Avg. length of service for dropped members	Months Since Last MMR ***	Yrs. Since Last Officer Report	President Rotation	Vice President Reported ****	Months Since Last Activity Report ***	Account Balance	Donations for current Fiscal Year	
			Number of times on status quo within last two years	If below 15 members appears				If net loss is greater than 20% appears			If no report in 3 months appears in	When more than one year appears in	Number of repeat terms	Notes the officers that do not have appears in an active	If no report at 12 months red			
Clubs less than two years old																		
171987	Burns	06/13/2024	Active	43	15	11	4	10.26%	0	3	0		2	N	M,SC	3		
Clubs more than two years old																		
6544	BIG HORN	06/17/1964	Active	58	5	9	-4	-6.45%	62	11	1				VP,SC	N/R	\$1,000.00	
36303	BUFFALO	12/26/1978	Active	16	0	0	0	0.00%	16		7				M,VP,SC	24+		
41005	BYRON	03/30/1982	Active	12	0	0	0	0.00%	12		8		3	N	M,SC	N/R		
6579	CASPER	04/22/1922	Cancelled(7*)	0	0	13	-13	-100.00%	13	21	1		None		P,S,T,M,VP SC	24+		
6580	CASPER MOUNTAIN	04/29/1958	Active	29	10	1	9	45.00%	19	16	0			N	M,SC	3	\$1,000.00	
6545	CHEYENNE	06/05/1920	Active	16	3	1	2	14.29%	15	40	1		2		M,VP,SC	15	\$1,400.00	
6546	CHEYENNE FRONTIER	06/26/1964	Active	16	0	1	-1	-5.88%	17	3	7			R	SC	19		
6547	CHEYENNE SUNRISE	12/14/1973	Active	29	1	7	-6	-17.14%	33	8	0			N	SC	4	\$1,050.00	
Exc Award (06/30/2017, 06/30/2024)																		
6581	CODY	12/11/1922	Active	111	4	3	1	0.91%	119	13	1				M,VP,SC	24+		
6549	DOUGLAS	03/16/1973	Cancelled(8*)	0	0	3	-3	-100.00%	3	19	3	1	None		P,S,T,M,VP SC	24+	90+ Days	
6583	DUBOIS	03/12/1969	Cancelled(8*)	0	0	4	-4	-100.00%	4	22	3	1	None		P,S,T,M,VP SC	24+	90+ Days	
6550	ENCAMPMENT RIVERSIDE	01/20/1948	Active	27	7	1	6	28.57%	21	12	0		14		P,M,VP,SC	N/R		
6552	GILLETTE	11/24/1924	Active	13	1	1	0	0.00%	14	12	6		2	R	M,SC	7	\$200.00	
36556	GILLETTE A M	02/09/1979	Active	6	0	0	0	0.00%	6		8		15		P,M,VP,SC	24+		
6553	GLENROCK	10/31/1933	Active	15	2	1	1	7.14%	14	7	0		6		T,M,VP,SC	24+		
6554	GUERNSEY	12/03/1953	Active	9	0	3	-3	-25.00%	12	2	5		4		M,VP,SC	N/R		
6556	HULETT	08/19/1957	Active(1)	6	0	0	0	0.00%	6		7				S,M,VP,SC	N/R		
6589	JACKSON HOLE	05/11/1971	Active	34	7	1	6	21.43%	27	0	5			N	SC	24+	\$500.00	
6591	KAYCEE	12/09/1968	Active	14	0	0	0	0.00%	15		7		2		M,VP,SC	19		
6592	KEMMERER	01/19/1926	Active	15	2	3	-1	-6.25%	16	1	0		4	N	SC	9		
6593	LANDER	04/28/1948	Active	10	0	0	0	0.00%	10		7		4		M,VP,SC	24+		



Club Health Assessment for District 15 through March 2025

			Status	Membership							Reports					Finance	LCIF
Club Number	Club Name	Charter Date		Current Member Count	YTD Members Added	YTD Members Dropped	YTD Net Growth	YTD Net Growth%	Member Count 12 Months Ago	Avg. length of service for dropped members	Months Since Last MMR ***	Yrs. Since Last Officer Report	President Rotation	Vice President Reported ****	Months Since Last Activity Report ***	Account Balance	Donations for current Fiscal Year
			Number of times on status quo within last two years	If below 15 members appears				If net loss is greater than 20% appears			If no report in 3 months appears in	When more than one year appears in	Number of repeat terms	Notes the officers that do not have an active	If no report at 12 months appears in red		
6558	LARAMIE	06/19/1920	Active	10	1	0	1	11.11%	9		2		7	M,VP,SC	23	90+ Days	\$100.00
6559	LARAMIE PLAINS	04/09/1965	Active	14	1	2	-1	-6.67%	16	51	1		2	N SC	24+		\$710.00
6560	LINGLE FT LARAMIE	10/22/1943	Active	11	0	3	-3	-21.43%	14	8	5		2	R M,SC	24+		
6562	MEDICINE BOW	03/04/1930	Active	12	0	0	0	0.00%	12		1		6	M,VP,SC	24+		
6597	MOUNTAINVIEW	03/26/1951	Active(2)	28	0	0	0	0.00%	28		7			P,M,VP,SC	24+		
6564	NEWCASTLE	11/09/1922	Active(2)	14	0	4	-4	-22.22%	18	39	7		5	S,T,M,VP,SC	24+		
6565	PINE BLUFFS	11/02/1922	Active	14	1	2	-1	-6.67%	52	3	4			N T,VP,SC	0		\$702.00
31843	PINEDALE	03/17/1976	Active	38	2	3	-1	-2.56%	39	5	3		6	R SC	11		\$980.00
6566	RAWLINS	06/24/1921	Active	17	0	2	-2	-10.53%	19	7	2		2	R M,SC	24+		
6599	RIVERTON	05/04/1922	Active	22	3	3	0	0.00%	21	5	0			T,M,VP,SC	0		
6568	SARATOGA	03/26/1928	Active	50	1	3	-2	-3.85%	54	3	1		None	R P,VP,SC	2		
6569	SHERIDAN SUNDOWNERS	05/16/1921	Active	19	0	0	0	0.00%	19		7		2	N	16		
6570	SNAKE RIVER VALLEY	11/14/1950	Active	15	0	2	-2	-11.76%	17	53	5		None	R P,S,T,M,VP SC	N/R		
6572	STORY	09/09/1957	Active	29	0	9	-9	-23.68%	38	7	2			T,M,VP,SC	24+		
43719	TEN SLEEP-HYATTVILLE	04/30/1984	Active	29	0	1	-1	-3.33%	29	21	3		4	P,T,M,VP,SC	N/R		
6574	TORRINGTON	07/01/1921	Active	14	2	1	1	7.69%	13	5	0			N M,SC	24+	90+ Days	
6575	WHEATLAND	07/22/1921	Active	25	0	0	0	0.00%	25		6			T,M,VP,SC	24+		
35040	WHITE MOUNTAIN	02/14/1978	Active	14	0	1	-1	-6.67%	15	49	1			M,VP,SC	24+		

Clubs Cancelled Previous Fiscal Year – Clubs Cancelled within last 12 months may be reinstated

Club Number	Club Name	Charter Date	Current Status*	Cancellation Date
6603	THERMOPOLIS	12/05/1924	Cancelled(8*)	06/29/2024



Club Health Assessment for District 15 through March 2025

Club Number			Club Name			Charter Date			Status					Membership					Reports					Finance		LCIF
									Current Member Count	YTD Members Added	YTD Members Dropped	YTD Net Growth	YTD Net Growth%	Member Count 12 Months Ago	Avg. length of service for dropped members	Months Since Last MMR ***	Yrs. Since Last Officer Report	President Rotation	Vice President Reported ****	Months Since Last Activity Report ***	Account Balance	Donations for current Fiscal Year				
									Number of times on status quo within last two years	If below 15 members appears			If net loss is greater than 20% appears			If no report in 3 months appears in			When more than one year appears in	Number of repeat terms	Notes the officers that do not have an active		If no report at 12 months appears in red			
Current Total Clubs Count	YTD New Clubs Count	YTD Cancelled Clubs Count	YTD Net Club Gain	Current Total Members Count	YTD Add	YTD Drop	YTD Net Growth	YTD Net Growth %	Member Count 12 Months Ago	Average Member Count Per Club	% of Clubs with less than 20 members	% No MMR in 3 Months	% No Officer Report in 12 Months	% of Clubs with balance 90+ days	Number of Clubs in Status Quo	% Status Quo Clubs in Financial Suspension	Number of Cancelled Clubs	Average Cancelled Club Age	Members Lost Due to Cancellation	% of Clubs Cancelled for Non-Financial Reasons						
37	0	3	-3	854	68	99	-31	-3.50%	892	23	62%	51%	0%	5%	0	0%	3	103	20	0%						

* - P - Priority Club. Cancellation Reasons: 1-Objectives/conduct, 2-Non-active club, 5-Non-existing club, 6-Disbanding, 7-Merger, 8-Financial Suspension, 9-District/Multiple District Dues.

** - Abbreviation: P-President, S-Secretary, T-Treasurer, M-Member Chairperson, VP-First Vice President, MC-Communications Chairperson, SC-Service Chairperson

*** - Abbreviation: N/R - Never reported using the Lions Clubs website, N/A - Not applicable, No password registered for the Lions Clubs website.

**** - Abbreviation: N - New, IP - Immediate Past, R - Repeat.



Club Health Assessment for District 37 through March 2025

			Status	Membership						Reports					Finance		LCIF	
Club Number	Club Name	Charter Date		Current Member Count	YTD Members Added	YTD Members Dropped	YTD Net Growth	YTD Net Growth%	Member Count 12 Months Ago	Avg. length of service for dropped members	Months Since Last MMR ***	Yrs. Since Last Officer Report	President Rotation	Vice President Reported ****	Months Since Last Activity Report ***	Account Balance	Donations for current Fiscal Year	
			Number of times on status quo within last two years	If below 15 members appears				If net loss is greater than 20% appears			If no report in 3 months appears in	When more than one year appears in	Number of repeat terms	Notes the officers that do not have appears in an active	If no report at 12 months red			
Clubs more than two years old																		
12955	BAKER	08/29/1946	Active	10	0	0	0	0.00%	12		8			P,S,M,VP,SC	24+	90+ Days		
12957	BIG TIMBER	12/12/1925	Active	23	0	0	0	0.00%	23		3		5	R	M,VP,SC		6	\$365.00
12958	BILLINGS	10/20/1921	Active	24	2	2	0	0.00%	23	43	5		None	P,M,VP,SC	20			
12960	BILLINGS HEIGHTS	07/23/1957	Active	20	0	1	-1	-4.76%	21	5	5			R	M,SC		0	\$2,084.00
12962	BOZEMAN	03/18/1954	Active	12	0	0	0	0.00%	12		5		3	R	P,M,VP		5	
12963	BOZEMAN GALLATIN EMPIRE	02/24/1969	Active	51	0	3	-3	-5.56%	57	13	1			N	SC		9	\$1,471.00
84469	BOZEMAN SWEET PEA	12/08/2004	Active	24	0	1	-1	-4.00%	25	5	7			IP	M,SC		4	\$170.00
13089	BUTTE MILE-HI	11/15/1973	Active	14	2	4	-2	-12.50%	16	18	1		2	N	T,M,SC		0	
13049	CASCADE	01/25/1958	Active	19	0	0	0	0.00%	19		9		3	R	M,SC		20	
13051	CHINOOK	05/05/1925	Active	29	3	0	3	11.54%	25		1		2	R	M,SC		0	\$770.00
13052	CHOTEAU	04/26/1927	Active	40	3	3	0	0.00%	40	27	1			N	M	0	\$1,180.00	
13091	COLUMBIA FALLS	12/03/1952	Active	32	3	2	1	3.23%	31	29	5		2	R	M,SC	1	\$200.00	
Exc Award (06/30/2021)																		
13053	CONRAD	12/10/1928	Active	38	0	3	-3	-7.32%	39	22	1		8	R	P,M,SC	17	\$300.00	
12966	CULBERTSON	09/13/1946	Active(2)	19	0	0	0	0.00%	19		0			N	P,T,M,SC	15		
13055	CUT BANK	12/06/1929	Active	22	0	1	-1	-4.35%	23	7	5		8	R	T,SC	0	\$120.00	
43869	DEER LODGE	05/22/1984	Active	9	2	0	2	28.57%	7		6		7	R	VP,SC	24+		
12967	DENTON	01/26/1955	Active	40	0	0	0	0.00%	40		13		None	P,T,M,VP,SC	21	\$100.00		
Exc Award (06/30/2018)																		
36971	DILLON	04/26/1979	Active	9	0	2	-2	-18.18%	11	1	7		8		S,T,M,VP,SC	24+		
Exc Award (06/30/2017, 06/30/2018)																		
13092	EAST MISSOULA	04/12/1967	Active	9	2	1	1	12.50%	8	53	2		8		M,VP,SC	24+	\$500.00	
12969	ENNIS	08/30/1948	Active	77	6	3	3	4.05%	71	19	1			N	SC	1	\$8,860.00	
121135	Eureka-Tobacco Valley	01/16/2014	Active	12	3	1	2	20.00%	10	0	5		5	R	M,SC	4		
13058	FAIRFIELD	02/26/1940	Active	29	1	0	1	3.57%	28		1			N	M,SC	N/R	\$100.00	



Club Health Assessment for District 37 through March 2025

			Status	Membership							Reports					Finance	LCIF
Club Number	Club Name	Charter Date		Current Member Count	YTD Members Added	YTD Members Dropped	YTD Net Growth	YTD Net Growth%	Member Count 12 Months Ago	Avg. length of service for dropped members	Months Since Last MMR ***	Yrs. Since Last Officer Report	President Rotation	Vice President Reported ****	Months Since Last Activity Report ***	Account Balance	Donations for current Fiscal Year
			Number of times on status quo within last two years	If below 15 members appears				If net loss is greater than 20% appears			If no report in 3 months appears in	When more than one year appears in	Number of repeat terms	Notes the officers that do not have appears in an active	If no report at 12 months red		
12971	FORSYTH	12/03/1924	Active	13	1	1	0	0.00%	13	11	3		4	R M	3		
89325	FORT BENTON	10/10/2005	Active	30	0	3	-3	-9.09%	33	3	2		2	N M,SC	5	90+ Days	\$100.00
	Exc Award (06/30/2018)																
12972	GLENDIVE	01/10/1944	Active	35	7	2	5	16.67%	29	2	0			N M,SC	0		
13061	GREAT FALLS	12/20/1922	Active	25	5	2	3	13.64%	22	53	1			T,M,VP,SC	N/R	90+ Days	
13063	GREAT FALLS SUNRISE	05/25/1966	Active	19	6	2	4	26.67%	16	20	0			M,VP,SC	14		\$500.00
	Exc Award (06/30/2018)																
13097	HAMILTON	01/27/1930	Active	32	4	0	4	14.29%	31		0			N M,SC	3		
13065	HAVRE	11/13/1952	Active	52	5	5	0	0.00%	58	14	0			N M,SC	1		
13098	HELENA	05/03/1933	Active	34	0	2	-2	-5.56%	35	5	2		4	R SC	24+		
43348	HELENA GOLD RUSH	01/09/1984	Active	22	2	1	1	4.76%	25	5	5			R	3		\$400.00
13100	HOT SPRINGS	01/23/1940	Active	8	0	2	-2	-20.00%	10	6	0		12	M,VP,SC	24+		
12980	HUNTLEY PROJECT	08/30/1954	Active	27	0	5	-5	-15.63%	30	14	2		2	R M,SC	12		\$2,225.00
12974	HYSHAM	11/04/1960	Active	14	0	0	0	0.00%	14		11		19	R P,T,M,VP,SC	20		\$100.00
12975	JOLIET	10/22/1971	Active(1)	22	5	1	4	22.22%	18	6	2			N M,SC	12		\$1,000.00
13101	KALISPELL	05/04/1942	Active	28	1	0	1	3.70%	28		1		3	M,VP,SC	3		\$1,000.00
	Exc Award (06/30/2018, 06/30/2021)																
13102	KALISPELL SUNRISERS	02/03/1969	Active	23	1	3	-2	-8.00%	27	22	2		None	R P,SC	1		\$250.00
32290	LAUREL	05/25/1976	Active	13	0	2	-2	-13.33%	15	4	8			M,VP,SC	15		\$146.00
	Exc Award (06/30/2018)																
13106	MISSOULA	12/04/1928	Active	24	3	1	2	9.09%	22	52	0			N M,SC	24+		
13107	MISSOULA SOUTH SIDE	01/15/1964	Active	12	0	0	0	0.00%	16		8			N M,SC	13		\$150.00
	Exc Award (06/30/2018)																
13067	NASHUA	02/12/1952	Active	8	0	0	0	0.00%	8		17		4	N M,SC	24+		\$100.00
13110	PLAINS	02/23/1944	Active(1)	8	0	0	0	0.00%	8		16		4	S,T,M,VP,SC	15		
45887	PLENTYWOOD	03/10/1986	Active	39	1	7	-6	-13.33%	40	11	2			N	24+		\$100.00



Club Health Assessment for District 37 through March 2025

			Status	Membership							Reports					Finance		LCIF
Club Number	Club Name	Charter Date		Current Member Count	YTD Members Added	YTD Members Dropped	YTD Net Growth	YTD Net Growth%	Member Count 12 Months Ago	Avg. length of service for dropped members	Months Since Last MMR ***	Yrs. Since Last Officer Report	President Rotation	Vice President Reported ****	Months Since Last Activity Report ***	Account Balance	Donations for current Fiscal Year	
			Number of times on status quo within last two years	If below 15 members appears				If net loss is greater than 20% appears			If no report in 3 months appears in	When more than one year appears in	Number of repeat terms	Notes the officers that do not have an active	If no report at 12 months appears in red			
12981	RED LODGE Exc Award (06/30/2018)	03/03/1947	Active	17	2	1	1	6.25%	18	42	2			N SC	24+		\$70.00	
12982	ROUNDUP	12/22/1925	Active	15	2	1	1	7.14%	12	14	1			N S,T,VP,SC	24+			
12983	SCOBEY	05/18/1936	Active	41	0	0	0	0.00%	41		11		None	P,T,M,VP,SC	24+		\$250.00	
36318	SEELEY LAKE	12/11/1978	Active	63	7	5	2	3.28%	63	9	0			N SC	0		\$400.00	
12984	SHEPHERD	12/05/1967	Active	29	4	0	4	16.00%	27		1		16	R M,SC	9		\$200.00	
12985	SIDNEY	03/01/1971	Active	56	1	2	-1	-1.75%	57	14	5			N M	0		\$820.00	
13070	SUN RIVER VALLEY L C	01/05/1966	Active	25	4	0	4	19.05%	21		2		8	N P,SC	24+			
13054	SUNBURST Exc Award (06/30/2018)	09/13/1934	Active	44	1	1	0	0.00%	44	0	6			R SC	5		\$7,027.00	
13114	SUPERIOR	04/03/1952	Active	27	1	5	-4	-12.90%	31	12	2		2	R P,M,VP,SC	24+			
41168	TOWNSEND BROADWATER COUNTY	04/29/1982	Active	22	3	3	0	0.00%	22	3	0			N SC	1			
45098	TURNER HOGELAND L C	06/30/1985	Active(1)	16	0	0	0	0.00%	16		26		4	P,M,VP,SC	N/R			
45097	WHITE SULPHUR SPRINGS Exc Award (06/30/2018)	06/17/1985	Active	14	0	0	0	0.00%	15		9		15	M,VP,SC	10			
105608	WHITEFISH	06/01/2009	Active(1)	53	0	1	-1	-1.85%	47	16	1			N T,M,SC	24+	90+ Days		
51740	WINNETT Exc Award (06/30/2018)	06/05/1991	Active	14	0	0	0	0.00%	14		2		2	N VP,SC	3		\$2,180.00	
50340	WOLF POINT	03/26/1990	Active	28	0	8	-8	-22.22%	36	14	0		8	R M,SC	N/R			

Clubs Cancelled Previous Fiscal Year – Clubs Cancelled within last 12 months may be reinstated

Club Number	Club Name	Charter Date	Current Status*	Cancellation Date
61884	ANACONDA	05/07/1999	Cancelled(6*)	07/29/2023
13062	GREAT FALLS ELECTRIC CITY	09/15/1958	Cancelled(6*)	06/29/2024



Club Health Assessment for District 37 through March 2025

					Status					Membership					Reports					Finance		LCIF
						Current Member Count	YTD Members Added	YTD Members Dropped	YTD Net Growth	YTD Net Growth%	Member Count 12 Months Ago	Avg. length of service for dropped members	Months Since Last MMR ***	Yrs. Since Last Officer Report	President Rotation	Vice President Reported ****	Months Since Last Activity Report ***	Account Balance	Donations for current Fiscal Year			
					Number of times on status quo within last two years		If below 15 members appears			If net loss is greater than 20% appears			If no report in 3 months appears in		When more than one year appears in	Number of repeat terms	Notes the officers that do not have an active	If no report at 12 months appears in red				
Current Total Clubs Count	YTD New Clubs Count	YTD Cancelled Clubs Count	YTD Net Club Gain	Current Total Members Count	YTD Add	YTD Drop	YTD Net Growth	YTD Net %	Member Count 12 Months Ago	Average Member Count Per Club	% of Clubs with less than 20 members	% No MMR in 3 Months	% No Officer Report in 12 Months	% of Clubs with balance 90+ days	Number of Clubs in Status Quo	% Status Quo Clubs in Financial Suspension	Number of Cancelled Clubs	Average Cancelled Club Age	Members Lost Due to Cancellation	% of Clubs Cancelled for Non-Financial Reasons		
58	0	0	0	1,514	93	93	0	0.00%	1,522	26	38%	43%	0%	7%	0	0%	0	0	0	0%		

* - P - Priority Club. Cancellation Reasons: 1-Objectives/conduct, 2-Non-active club, 5-Non-existing club, 6-Disbanding, 7-Merger, 8-Financial Suspension, 9-District/Multiple District Dues.
** - Abbreviation: P-President, S-Secretary, T-Treasurer, M-Member Chairperson, VP-First Vice President, MC-Communications Chairperson, SC-Service Chairperson
*** - Abbreviation: N/R - Never reported using the Lions Clubs website, N/A - Not applicable, No password registered for the Lions Clubs website.
**** - Abbreviation: N - New, IP - Immediate Past, R - Repeat.



Club Health Assessment for District 41 through March 2025

			Status	Membership							Reports					Finance		LCIF
Club Number	Club Name	Charter Date		Current Member Count	YTD Members Added	YTD Members Dropped	YTD Net Growth	YTD Net Growth%	Member Count 12 Months Ago	Avg. length of service for dropped members	Months Since Last MMR ***	Yrs. Since Last Officer Report	President Rotation	Vice President Reported ****	Months Since Last Activity Report ***	Account Balance	Donations for current Fiscal Year	
			Number of times on status quo within last two years	If below 15 members appears				If net loss is greater than 20% appears			If no report in 3 months appears in	When more than one year appears in	Number of repeat terms	Notes the officers that do not have an active	If no report at 12 months appears in red			
Clubs less than two years old																		
154990	Lovell	02/07/2024	Active	20	2	5	-3	-13.04%	20	4	2			R	P,M,SC	N/R		
171391	Seacoast	05/03/2024	Active	24	7	8	-1	-4.00%	0	1	0		2		M,VP,SC	0		
Clubs more than two years old																		
78139	ACTON SHAPLEIGH	01/28/2004	Active	11	0	3	-3	-21.43%	14	6	3		12	R	S,T,M,VP,SC	5		
33325	ALBION	02/07/1977	Active	35	5	1	4	12.90%	31	17	1				M,VP,SC	24+		
	Exc Award (06/30/2018)																	
13672	BANGOR	05/11/1923	Active	18	0	8	-8	-30.77%	26	19	0		4		M,VP,SC	24+	\$100.00	
13638	BELFAST	07/11/1929	Active	33	5	9	-4	-10.81%	37	27	0				VP	0	\$1,000.00	
	Exc Award (06/30/2017, 06/30/2023)																	
13640	BOOTHBAY REGION	05/05/1953	Active	21	2	1	1	5.00%	20	31	4		6	R	M,SC	6	\$500.00	
	Exc Award (06/30/2023)																	
13604	BRIDGTON	11/04/1926	Active	34	0	2	-2	-5.56%	37	11	2			N	P,M,SC	21		
	Exc Award (06/30/2018)																	
46022	BROWNFIELD	04/07/1986	Active	10	0	0	0	0.00%	10		17	1	None		P,S,T,M,VP SC	24+		
13643	CAMDEN	06/12/1929	Active	47	3	3	0	0.00%	46	21	3			N	SC	8	\$4,000.00	
	Exc Award (06/30/2018)																	
13605	CAPE ELIZABETH	01/27/1949	Active	35	6	4	2	6.06%	33	8	0		2	N	M,SC	0		
	Exc Award (06/30/2018)																	
13644	CLINTON	04/21/1953	Active	63	8	6	2	3.28%	59	21	0				T,M,VP,SC	24+	\$100.00	
	Exc Award (06/30/2018)																	
13606	CUMBERLAND-NORTH YARMOUTH	05/01/1961	Active	60	6	0	6	11.11%	55		2			N	SC	5	\$1,000.00	
	Exc Award (06/30/2023)																	
13645	DAMARISCOTTA NEWCASTLE	05/25/1954	Active	37	1	2	-1	-2.63%	40	29	0			N	M,SC	1		
13607	DENMARK	05/04/1967	Active	37	2	0	2	5.71%	35		1		2	R	SC	24+		
13609	ELIOT	05/09/1960	Cancelled(6*)	0	1	11	-10	-100.00%	10	16	2		None		P,S,T,M,VP SC	15		
145695	Ellsworth Lioness	06/17/2021	Active	38	1	1	0	0.00%	40	4	5			N	M,SC	23	\$100.00	



Club Health Assessment for District 41 through March 2025

			Status	Membership							Reports					Finance		LCIF
Club Number	Club Name	Charter Date		Current Member Count	YTD Members Added	YTD Members Dropped	YTD Net Growth	YTD Net Growth%	Member Count 12 Months Ago	Avg. length of service for dropped members	Months Since Last MMR ***	Yrs. Since Last Officer Report	President Rotation	Vice President Reported ****	Months Since Last Activity Report ***	Account Balance	Donations for current Fiscal Year	
			Number of times on status quo within last two years	If below 15 members appears				If net loss is greater than 20% appears			If no report in 3 months appears in	When more than one year appears in	Number of repeat terms	Notes the officers that do not have an active	If no report at 12 months appears in red			
13610	FALMOUTH	12/29/1949	Active	43	1	4	-3	-6.52%	46	26	0		3	N	0		\$50.00	
Exc Award (06/30/2019, 06/30/2020, 06/30/2021)																		
13646	FARMINGTON	09/25/1945	Active	25	1	0	1	4.17%	24		0			N	P,M	2		
99714	FREEPORT LIONESS	06/25/2007	Active	42	0	0	0	0.00%	42		10		2	R	SC	1	\$3,100.00	
Exc Award (06/30/2018, 06/30/2020, 06/30/2021)																		
13612	FRYEBURG	10/23/1957	Active	11	0	0	0	0.00%	11		13		19	R	M,VP,SC	8		
13647	GARDINER-AUGUSTA	12/05/1949	Active	23	6	3	3	15.00%	21	55	0		5	N	SC	12	\$10,000.00	
Exc Award (06/30/2017)																		
13613	GORHAM	02/26/1954	Active	14	0	3	-3	-17.65%	17	4	6		3	R	M	20		
Exc Award (06/30/2018, 06/30/2023)																		
44426	GRAY NEW GLOUCESTER	12/17/1984	Active	24	2	0	2	9.09%	22		7			N	SC	24+	\$200.00	
Exc Award (06/30/2018)																		
13614	HARRISON	09/17/1956	Active	31	3	4	-1	-3.13%	31	24	0			R	SC	11	\$853.26	
Exc Award (06/30/2018)																		
13648	HARTLAND-ST ALBANS	12/13/1951	Active	25	1	0	1	4.17%	25		0		None		P,T,M,VP,SC	0		
13615	HOLLIS	03/14/1951	Active	16	3	4	-1	-5.88%	17	20	2		12	R		24+		
108557	JAY LIVERMORE FALLS	06/07/2010	Active	21	0	2	-2	-8.70%	23	7	2			N		1	\$850.00	
Exc Award (06/30/2016, 06/30/2017, 06/30/2021)																		
13617	KITTERY	09/08/1949	Active	35	3	2	1	2.94%	34	17	3			N	SC	0	\$1,140.00	
Exc Award (06/30/2016, 06/30/2018)																		
138834	Lewiston-Auburn	06/26/2019	Active	4	0	0	0	0.00%	4		51	5	None		P,S,T,M,VP SC	N/R		
96423	LIMERICK NEWFIELD	03/06/2006	Cancelled(6*)	0	0	10	-10	-100.00%	10	9	7		None		P,S,T,M,VP SC	24+	90+ Days	
13685	LUBEC	09/23/1953	Active	20	1	2	-1	-4.76%	22	1	3			N	M,VP,SC	24+		
47827	LYMAN-DAYTON L C	11/02/1987	Cancelled(6*)	0	0	3	-3	-100.00%	3	24	5	1	None		P,S,T,M,VP SC	24+	90+ Days	
13651	MANCHESTER	08/11/1953	Active	58	7	3	4	7.41%	56	4	1			N		6	\$250.00	
Exc Award (06/30/2017, 06/30/2018, 06/30/2021)																		
13688	MAPLETON	09/03/1957	Active	25	0	0	0	0.00%	24		1		6	R	M,SC	15		
Exc Award (06/30/2020, 06/30/2023, 06/30/2024)																		



Club Health Assessment for District 41 through March 2025

Club Number	Club Name	Charter Date	Status	Membership							Reports					Finance	LCIF
				Current Member Count	YTD Members Added	YTD Members Dropped	YTD Net Growth	YTD Net Growth%	Member Count 12 Months Ago	Avg. length of service for members	Months Since Last MMR ***	Yrs. Since Last Officer Report	President Rotation	Vice President Reported ****	Months Since Last Activity Report ***	Account Balance	Donations for current Fiscal Year
			Number of times on status quo within last two years	If below 15 members appears				If net loss is greater than 20% appears			If no report in 3 months appears in	When more than one year appears in	Number of repeat terms	Notes the officers that do not have an active	If no report at 12 months red		
13619	MASSABESIC L C	02/21/1972	Active	51	10	2	8	18.60%	43	2	0		3	N	M,SC	0	\$1,000.00
	Exc Award (06/30/2018, 06/30/2024)																
13620	MECHANIC FALLS	09/29/1948	Active	4	0	0	0	0.00%	4		0		13	R	T,VP,SC	N/R	
13621	MEXICO	05/16/1966	Cancelled(8*)	0	0	8	-8	-100.00%	8	27	3	1	None		P,S,T,M,VP SC	24+	90+ Days
13652	MONMOUTH	11/18/1953	Active	25	0	0	0	0.00%	26		4			R	SC	10	
41171	MONROE	04/26/1982	Active	19	5	0	5	35.71%	14		3		22		P,M,VP,SC	24+	
13691	MOUNT DESERT ISLAND	10/03/1934	Active	41	0	2	-2	-4.65%	45	19	3			N	SC	18	
	Exc Award (06/30/2023)																
75928	NAPLES	06/30/2003	Active	14	1	0	1	7.69%	13		6		10		M,VP,SC	24+	
	Exc Award (06/30/2017)																
13653	NEW PORTLAND	01/17/1931	Active	34	2	8	-6	-15.00%	42	11	2				M,VP	14	
	Exc Award (06/30/2017, 06/30/2019)																
13654	NORTH HAVEN	12/14/1953	Active(1)	9	0	0	0	0.00%	9		9	1	None		P,S,T,M,VP SC	24+	90+ Days
	Exc Award (06/30/2021)																
13655	OAKLAND	10/24/1946	Active	50	7	1	6	13.64%	46	43	0			N	M,VP,SC	1	\$1,000.00
	Exc Award (06/30/2018)																
13624	OLD ORCHARD BEACH	12/18/1944	Active(1)	7	0	0	0	0.00%	7		22	1	None		P,S,T,M,VP SC	24+	90+ Days
13627	PORTLAND PEAKS ISLAND	05/01/1950	Active	35	3	0	3	9.38%	32		4			R	SC	7	
	Exc Award (06/30/2017)																
57336	RAYMOND	09/12/1995	Active	10	0	0	0	0.00%	11		11		4	N	M,SC	5	\$500.00
	Exc Award (06/30/2017, 06/30/2018)																
13628	SANFORD	11/17/1941	Active	16	0	0	0	0.00%	16		17	1	None		P,S,T,M,VP SC	24+	
13629	SCARBOROUGH	10/26/1948	Active(1)	29	0	0	0	0.00%	29		13		11	N	VP	13	\$50.00
	Exc Award (06/30/2017)																
13659	SEARSPORT	02/05/1953	Active	8	0	0	0	0.00%	9		9		7	R	S,M,SC	N/R	\$125.00
	Exc Award (06/30/2017)																
57825	SEARSPORT BAY AREA	02/12/1996	Active	11	0	0	0	0.00%	11		11		None		P,T,M,VP,SC	24+	\$225.00
33324	SEBAGO	02/22/1977	Active	29	0	2	-2	-6.45%	30	9	1				M,VP,SC	1	\$3,000.00



Club Health Assessment for District 41 through March 2025

			Status	Membership							Reports					Finance		LCIF
Club Number	Club Name	Charter Date		Current Member Count	YTD Members Added	YTD Members Dropped	YTD Net Growth	YTD Net Growth%	Member Count 12 Months Ago	Avg. length of service for dropped members	Months Since Last MMR ***	Yrs. Since Last Officer Report	President Rotation	Vice President Reported ****	Months Since Last Activity Report ***	Account Balance	Donations for current Fiscal Year	
			Number of times on status quo within last two years	If below 15 members appears				If net loss is greater than 20% appears			If no report in 3 months appears in	When more than one year appears in	Number of repeat terms	Notes the officers that do not have appears in an active	If no report at 12 months red			
Exc Award (06/30/2017, 06/30/2023, 06/30/20																		
13660	SKOWHEGAN	02/13/1935	Active	27	1	3	-2	-6.90%	29	15	1		2	R	SC	0	\$2,012.00	
Exc Award (06/30/2017, 06/30/2018, 06/30/20																		
13631	SO PORTLAND THORNTON HEIGHTS	06/17/1969	Active	10	0	1	-1	-9.09%	11	40	7		2		VP	16		
Exc Award (06/30/2018)																		
13630	SOUTH PORTLAND	02/28/1928	Active	10	0	4	-4	-28.57%	14	37	0		2	R	VP,SC	N/R		
13661	SOUTH THOMASTON	09/23/1952	Active	22	1	1	0	0.00%	22	59	4		2	R	M,VP,SC	24+		
33674	STANDISH	04/05/1977	Active	17	1	1	0	0.00%	17	37	4			R	P,VP,SC	11	\$1,000.00	
Exc Award (06/30/2018, 06/30/2019, 06/30/20																		
13662	STRATTON EUSTIS	06/07/1954	Active	67	4	5	-1	-1.47%	70	19	0		2	R	M,SC	1	\$1,100.00	
Exc Award (06/30/2016, 06/30/2017, 06/30/20																		
13693	VAN BUREN	03/16/1961	Active	8	0	0	0	0.00%	8		14		None		P,S,T,M,VP SC	N/R	90+ Days	
13664	VINALHAVEN	09/24/1936	Active	52	3	3	0	0.00%	53	29	2		4	R	P,M,VP,SC	N/R	90+ Days	
13665	WALDOBORO	12/11/1930	Active	20	1	3	-2	-9.09%	22	4	0				M,VP,SC	2	\$100.00	
135342	Waterville	06/23/2018	Active	12	3	3	0	0.00%	13	25	2		2	R	M,SC	3	\$1,254.64	
13633	WESTBROOK	01/11/1929	Active	19	0	0	0	0.00%	21		9				T,M,VP,SC	22		
13667	WHITEFIELD	03/29/1953	Active	94	8	7	1	1.08%	90	12	1			N	SC	1	\$1,200.00	
Exc Award (06/30/2017, 06/30/2020)																		
13668	WILTON	05/29/1945	Active	42	1	0	1	2.44%	42		3			N	P,SC	24+		
13634	WINDHAM	05/20/1965	Active	18	1	0	1	5.88%	17		5				M,VP,SC	2	\$1,000.00	
Exc Award (06/30/2024)																		
13669	WINTERPORT	01/10/1951	Active	13	0	0	0	0.00%	13		9				M,VP,SC	N/R		
13670	WINTHROP	07/17/1947	Active	34	4	0	4	13.33%	30		1		2	N	M,VP,SC	23		
Exc Award (06/30/2018)																		
13635	YARMOUTH	11/29/1948	Active	43	2	2	0	0.00%	44	35	3			N	M,SC	24+	\$5,050.00	
Exc Award (06/30/2018)																		



Club Health Assessment for District 41 through March 2025

				Status	Membership						Reports					Finance	LCIF	
Club Number	Club Name	Charter Date			Current Member Count	YTD Members Added	YTD Members Dropped	YTD Net Growth	YTD Net Growth%	Member Count 12 Months Ago	Avg. length of service for dropped members	Months Since Last MMR ***	Yrs. Since Last Officer Report	President Rotation	Vice President Reported ****	Months Since Last Activity Report ***	Account Balance	Donations for current Fiscal Year
			Number of times on status quo within last two years		If below 15 members appears				If net loss is greater than 20% appears			If no report in 3 months appears in	When more than one year appears in	Number of repeat terms	Notes the officers that do not have an active	If no report at 12 months appears in red		

Clubs Cancelled Previous Fiscal Year – Clubs Cancelled within last 12 months may be reinstated

Club Number	Club Name	Charter Date	Current Status*	Cancellation Date
47348	LOVELL	05/19/1987	Cancelled(6*)	10/29/2023

Current Total Clubs Count	YTD New Clubs Count	YTD Cancelled Clubs Count	YTD Net Club Gain	Current Total Members Count	YTD Add	YTD Drop	YTD Net Growth	YTD Net Growth %	Member Count 12 Months Ago	Average Member Count Per Club	% of Clubs with less than 20 members	% No MMR in 3 Months	% No Officer Report in 12 Months	% of Clubs with balance 90+ days	Number of Clubs in Status Quo	% Status Quo Clubs in Financial Suspension	Number of Cancelled Clubs	Average Cancelled Club Age	Members Lost Due to Cancellation	% of Clubs Cancelled for Non-Financial Reasons
66	0	4	-4	1,840	135	160	-25	-1.34%	1,856	28	36%	50%	8%	6%	0	0%	4	54	32	75%

* - P - Priority Club. Cancellation Reasons: 1-Objectives/conduct, 2-Non-active club, 5-Non-existing club, 6-Disbanding, 7-Merger, 8-Financial Suspension, 9-District/Multiple District Dues.

** - Abbreviation: P-President, S-Secretary, T-Treasurer, M-Member Chairperson, VP-First Vice President, MC-Communications Chairperson, SC-Service Chairperson

*** - Abbreviation: N/R - Never reported using the Lions Clubs website, N/A - Not applicable, No password registered for the Lions Clubs website.

**** - Abbreviation: N - New, IP - Immediate Past, R - Repeat.




Club Health Assessment for District 42 through March 2025

			Status	Membership							Reports					Finance		LCIF
Club Number	Club Name	Charter Date		Current Member Count	YTD Members Added	YTD Members Dropped	YTD Net Growth	YTD Net Growth%	Member Count 12 Months Ago	Avg. length of service for dropped members	Months Since Last MMR ***	Yrs. Since Last Officer Report	President Rotation	Vice President Reported ****	Months Since Last Activity Report ***	Account Balance	Donations for current Fiscal Year	
			Number of times on status quo within last two years	If below 15 members appears				If net loss is greater than 20% appears			If no report in 3 months appears in	When more than one year appears in	Number of repeat terms	Notes the officers that do not have an active	If no report at 12 months appears in red			
Clubs more than two years old																		
146306	Barrington	05/21/2021	Active	25	2	1	1	4.17%	30	2	5			N	3			
55485	BLOCK ISLAND	03/30/1994	Active(2)	30	0	0	0	0.00%	30		10		2		T,M,VP,SC	24+		
13874	BRISTOL COUNTY	03/30/1948	Active(1)	30	0	0	0	0.00%	30		4		2		M,VP,SC	8	\$250.00	
13875	BURRILLVILLE	03/26/1947	Active	25	0	1	-1	-3.85%	25	1	3		2	N	SC	6		
111409	CENTRAL FALLS	06/21/2011	Active(2)	4	0	0	0	0.00%	4		7		None	N	P,M,SC	4	90+ Days	
130686	Chariho Centennial	04/11/2017	Active	24	1	0	1	4.35%	22		4			N	M,SC	3		
Exc Award (06/30/2023)																		
13878	COVENTRY-WEST GREENWICH L C	07/15/1948	Active	15	1	4	-3	-16.67%	20	23	1		2		M,VP,SC	2	\$740.00	
13880	CUMBERLAND	10/11/1951	Active	40	1	1	0	0.00%	41	22	3				VP,SC	0	\$500.00	
Exc Award (06/30/2024)																		
13881	EAST GREENWICH	10/15/1934	Active	9	0	1	-1	-10.00%	9	1	1		3		M,VP,SC	23	90+ Days	
13882	EAST PROVIDENCE	02/01/1961	Active	34	0	0	0	0.00%	34		2		3		M,VP,SC	24+		
13884	GLOCESTER	11/05/1951	Active	54	0	0	0	0.00%	54		0		2	R	SC	0	\$100.00	
59270	GREATER WARWICK	03/26/1997	Active	27	4	3	1	3.85%	24	4	0				M,VP,SC	3	\$25.00	
13885	JAMESTOWN	01/30/1953	Active	2	0	0	0	0.00%	2		11		18		M,VP,SC	3	\$50.00	
13886	JOHNSTON	07/24/1951	Active	18	0	0	0	0.00%	18		15		16	R	S,M,VP,SC	24+	\$100.00	
13889	NARRAGANSETT	06/10/1969	Active(1)	271	25	14	11	4.23%	228	11	0		2	N	SC	2	\$430.00	
13890	NEWPORT	03/15/1923	Active	21	0	0	0	0.00%	21		21		6	R	SC	24+	\$50.00	
13891	NORTH PROVIDENCE	08/10/1936	Active	14	0	4	-4	-22.22%	18	21	8				M,VP,SC	17	90+ Days	
13892	PAWTUCKET	01/30/1924	Active	25	2	2	0	0.00%	25	41	1		2	R	VP,SC	0	\$830.00	
13895	PROVIDENCE	12/08/1960	Active	21	4	0	4	23.53%	17		4		3		M,VP,SC	4		
13901	RUMFORD	02/12/1953	Active	24	2	2	0	0.00%	24	30	3			N		0	\$1,100.00	
13902	SCITUATE	10/19/1951	Active(1)	108	8	6	2	1.89%	108	16	0			N		3	\$5,100.00	
Exc Award (06/30/2017, 06/30/2018)																		
13903	SMITHFIELD	09/01/1951	Active	38	0	0	0	0.00%	38		1			N	SC	24+		



Club Health Assessment for District 42 through March 2025

				Status		Membership						Reports						Finance		LCIF
Club Number	Club Name	Charter Date		Current Member Count	YTD Members Added	YTD Members Dropped	YTD Net Growth	YTD Net Growth%	Member Count 12 Months Ago	Avg. length of service for dropped members	Months Since Last MMR ***	Yrs. Since Last Officer Report	President Rotation	Vice President Reported ****	Months Since Last Activity Report ***	Account Balance	Donations for current Fiscal Year			
			Number of times on status quo within last two years	If below 15 members appears				If net loss is greater than 20% appears			If no report in 3 months appears in	When more than one year appears in	Number of repeat terms	Notes the officers that do not have an active	If no report at 12 months appears in red					
13905	TIVERTON	09/28/1942	Active	44	4	2	2	4.76%	44	4	5			R	SC	2		\$1,070.00		
	Exc Award (06/30/2023)																			
13907	WESTERLY	01/26/1926	Active	102	8	5	3	3.03%	97	8	0				M,VP,SC	22		\$3,100.00		
13910	WOONSOCKET	02/18/1926	Active	10	0	0	0	0.00%	10		9		3	R	M,SC	2	90+ Days			
Current Total Clubs Count	YTD New Clubs Count	YTD Cancelled Clubs Count	YTD Net Club Gain	Current Total Members Count	YTD Add	YTD Drop	YTD Net Growth	YTD Net Growth %	Member Count 12 Months Ago	Average Member Count Per Club	% of Clubs with less than 20 members	% No MMR in 3 Months	% No Officer Report in 12 Months	% of Clubs with balance 90+ days	Number of Clubs in Status Quo	% Status Quo Clubs in Financial Suspension	Number of Cancelled Clubs	Average Cancelled Club Age	Members Lost Due to Cancellation	% of Clubs Cancelled for Non-Financial Reasons
25	0	0	0	1,015	62	46	16	1.60%	973	41	28%	60%	0%	16%	0	0%	0	0	0	0%

* - P - Priority Club. Cancellation Reasons: 1-Objectives/conduct, 2-Non-active club, 5-Non-existing club, 6-Disbanding, 7-Merger, 8-Financial Suspension, 9-District/Multiple District Dues.

** - Abbreviation: P-President, S-Secretary, T-Treasurer, M-Member Chairperson, VP-First Vice President, MC-Communications Chairperson, SC-Service Chairperson

*** - Abbreviation: N/R - Never reported using the Lions Clubs website, N/A - Not applicable, No password registered for the Lions Clubs website.

**** - Abbreviation: N - New, IP - Immediate Past, R - Repeat.



Club Health Assessment for District 45 through March 2025

			Status	Membership							Reports					Finance		LCIF
Club Number	Club Name	Charter Date		Current Member Count	YTD Members Added	YTD Members Dropped	YTD Net Growth	YTD Net Growth%	Member Count 12 Months Ago	Avg. length of service for dropped members	Months Since Last MMR ***	Yrs. Since Last Officer Report	President Rotation	Vice President Reported ****	Months Since Last Activity Report ***	Account Balance	Donations for current Fiscal Year	
			Number of times on status quo within last two years	If below 15 members appears				If net loss is greater than 20% appears			If no report in 3 months appears in	When more than one year appears in	Number of repeat terms	Notes the officers that do not have an active	If no report at 12 months appears in red			
Clubs less than two years old																		
154593	Champlain Valley	06/26/2023	Active	38	2	0	2	5.56%	34		0		3	M,VP,SC	0		\$210.00	
Clubs more than two years old																		
14207	ARLINGTON	01/10/1952	Active	24	1	5	-4	-14.29%	28	10	1			VP,SC	0		\$30.00	
Exc Award (06/30/2023)																		
14208	BARRE	10/07/1938	Active	50	0	0	0	0.00%	61		2		N	M,VP,SC	9		\$210.00	
33678	BRANDON FOREST DALE	04/08/1977	Active	24	0	2	-2	-7.69%	27	2	4		2	M,VP,SC	1		\$20.00	
121656	Brattleboro Area	03/25/2014	Active	2	0	0	0	0.00%	4		9		2	M,VP,SC	2		\$520.00	
14212	CASTLETON	11/07/1947	Active	70	1	5	-4	-5.41%	75	22	0			M,VP,SC	0		\$620.00	
14213	COLCHESTER	04/25/1963	Active	34	8	2	6	21.43%	27	2	0		N	M,SC	0		\$645.00	
Exc Award (06/30/2023)																		
14237	DEERFIELD VALLEY	03/16/1954	Active(1)	42	6	2	4	10.53%	38	2	0		N	M	5		\$2,500.00	
14215	ENOSBURG FALLS	03/13/1952	Active	48	2	5	-3	-5.88%	51	22	0		N	SC	1		\$2,300.00	
14216	ESSEX JUNCTION	12/18/1947	Active	45	2	2	0	0.00%	43	18	1		N	SC	0	90+ Days	\$370.00	
40752	GEORGIA	01/25/1982	Active	11	0	0	0	0.00%	16		8		10	M,VP,SC	15			
8273	GRANVILLE	01/13/1960	Active	45	16	3	13	40.63%	30	2	0		N	SC	2		\$2,060.00	
37804	JERICHO-UNDERHILL	12/31/1979	Active	22	1	1	0	0.00%	21	1	0		N	SC	3	90+ Days	\$1,040.00	
127447	Londonderry Area Tri Mountain	05/23/2016	Active	12	1	6	-5	-29.41%	17	4	1		4	S,T,M,VP,SC	12		\$1,630.00	
14219	MANCHESTER	12/12/1951	Active	26	5	0	5	23.81%	19		5		R	SC	5		\$1,250.00	
14220	MIDDLEBURY	08/25/1952	Active	56	7	14	-7	-11.11%	63	19	0		2	R M,SC	2		\$220.00	
14222	NORSHAFT	02/17/1953	Active	49	9	13	-4	-7.55%	55	6	0		N	M,SC	2			
Exc Award (06/30/2017)																		
14223	NORWICH	05/19/1954	Active	21	1	2	-1	-4.55%	22	20	3		N	SC	3		\$1,510.00	
14224	ORLEANS	08/09/1954	Active	35	0	0	0	0.00%	35		12		2	M,VP,SC	11			
14227	READSBORO	01/24/1957	Active(2)	27	0	0	0	0.00%	27		7	3	None	P,S,T,M,VP SC	24+	90+ Days		
14228	RICHFORD	10/15/1958	Active(1)	20	2	2	0	0.00%	24	31	0		2	R P,VP,SC	5			



Club Health Assessment for District 45 through March 2025

			Status	Membership							Reports					Finance	LCIF
Club Number	Club Name	Charter Date		Current Member Count	YTD Members Added	YTD Members Dropped	YTD Net Growth	YTD Net Growth%	Member Count 12 Months Ago	Avg. length of service for dropped members	Months Since Last MMR ***	Yrs. Since Last Officer Report	President Rotation	Vice President Reported ****	Months Since Last Activity Report ***	Account Balance	Donations for current Fiscal Year
			Number of times on status quo within last two years	If below 15 members appears				If net loss is greater than 20% appears			If no report in 3 months appears in	When more than one year appears in	Number of repeat terms	Notes the officers that do not have appears in an active	If no report at 12 months red		
14231	Royalton and Area Exc Award (06/30/2021)	01/04/1957	Active	20	0	3	-3	-13.04%	23	12	8		2	R	0		\$1,430.00
14232	SPRINGFIELD	11/08/1937	Active	28	1	2	-1	-3.45%	28	5	4			R SC	4		\$245.00
46295	STRAFFORD & AREA L C Exc Award (06/30/2022)	06/09/1986	Active	58	1	2	-1	-1.69%	59	3	3			N P,SC	0		\$60.00
54625	SWANTON MISSISQUOI VALLEY	06/21/1993	Active(1)	14	0	0	0	0.00%	14		5	1	None	P,S,T,M,VP SC	16		\$20.00
46958	TROY & AREA	02/18/1987	Active	34	0	0	0	0.00%	34		9			M,VP,SC	1		\$20.00
14234	VALLEY L C	05/22/1969	Active(1)	9	1	9	-8	-47.06%	17	19	3	2	None	P,S,T,M,VP SC	24+	90+ Days	
14235	VERGENNES Exc Award (06/30/2023)	09/15/1954	Active	66	2	1	1	1.54%	64	4	0		2	N SC	0		\$825.00
42410	WILLISTON AREA	03/16/1983	Active	4	0	0	0	0.00%	5		11	1	None	P,S,T,M,VP SC	24+	90+ Days	
14239	WINDSOR	09/24/1951	Active	12	0	0	0	0.00%	13		10			N VP,SC	0		\$500.00

Clubs Cancelled Previous Fiscal Year – Clubs Cancelled within last 12 months may be reinstated

Club Number	Club Name	Charter Date	Current Status*	Cancellation Date
14214	DERBY	08/17/1954	Cancelled(8*)	06/29/2024
14225	PITTSFORD	01/25/1968	Cancelled(6*)	08/29/2023
14229	ROUTE 100 L C	05/18/1966	Cancelled(8*)	12/29/2023

Current Total Clubs Count	YTD New Clubs Count	YTD Cancelled Clubs Count	YTD Net Club Gain	Current Total Members Count	YTD Add	YTD Drop	YTD Net Growth	YTD Net Growth %	Member Count 12 Months Ago	Average Member Count Per Club	% of Clubs with less than 20 members	% No MMR in 3 Months	% No Officer Report in 12 Months	% of Clubs with balance 90+ days	Number of Clubs in Status Quo	% Status Quo Clubs in Financial Suspension	Number of Cancelled Clubs	Average Cancelled Club Age	Members Lost Due to Cancellation	% of Clubs Cancelled for Non-Financial Reasons
30	0	0	0	946	69	81	-12	-1.25%	974	32	23%	50%	13%	17%	0	0%	0	0	0	0%

* - P - Priority Club. Cancellation Reasons: 1-Objectives/conduct, 2-Non-active club, 5-Non-existing club, 6-Disbanding, 7-Merger, 8-Financial Suspension, 9-District/Multiple District Dues.

** - Abbreviation: P-President, S-Secretary, T-Treasurer, M-Member Chairperson, VP-First Vice President, MC-Communications Chairperson, SC-Service Chairperson

*** - Abbreviation: N/R - Never reported using the Lions Clubs website, N/A - Not applicable, No password registered for the Lions Clubs website.

**** - Abbreviation: N - New, IP - Immediate Past, R - Repeat.



Club Health Assessment for District 46 through March 2025

			Status	Membership						Reports					Finance		LCIF	
Club Number	Club Name	Charter Date		Current Member Count	YTD Members Added	YTD Members Dropped	YTD Net Growth	YTD Net Growth%	Member Count 12 Months Ago	Avg. length of service for dropped members	Months Since Last MMR ***	Yrs. Since Last Officer Report	President Rotation	Vice President Reported ****	Months Since Last Activity Report ***	Account Balance	Donations for current Fiscal Year	
			Number of times on status quo within last two years	If below 15 members appears					If net loss is greater than 20% appears			If no report in 3 months appears in	When more than one year appears in	Number of repeat terms	Notes the officers that do not have an active red	If no report in 12 months appears in		
Clubs less than two years old																		
180757	Las Vegas Latinos	02/27/2025	Newly Chartered	22	22	0	22	100.00%	0		1			VP,SC	N/R			
181474	Los Prados	03/24/2025	Newly Chartered	22	22	0	22	100.00%	0		0			VP,SC	N/R			
Clubs more than two years old																		
2434	ANTELOPE VALLEY L C	02/18/1971	Active	29	5	6	-1	-3.33%	31	13	1			N	M,SC	7	\$2,000.00	
2745	AUSTIN	04/28/1937	Active	14	3	1	2	16.67%	12	5	2		8		M,VP,SC	24+		
2746	BATTLE MOUNTAIN	10/27/1949	Active(1)	10	0	9	-9	-47.37%	10	2	2				M,VP,SC	11	90+ Days	
150300	Beatty	06/01/2022	Active	19	0	0	0	0.00%	19		14				M,VP,SC	17		
2435	BISHOP	02/18/1944	Active	49	0	0	0	0.00%	49		2			N	M,SC	2	\$1,100.00	
48277	BOULDER CITY	03/21/1988	Active	58	12	3	9	18.37%	49	6	5		2	N	M,SC	6		
2750	CARSON CITY HOST	10/18/1932	Active	40	7	4	3	8.11%	33	23	0			N	SC	0		
Exc Award (06/30/2021, 06/30/2022, 06/30/20)																		
2752	CARSON VALLEY	08/03/1953	Active	19	0	0	0	0.00%	20		9		2	R	SC	17	\$1,350.00	
63398	DAYTON VALLEY	06/30/2000	Active	21	2	1	1	5.00%	20	8	0		6	R		0		
2753	ELKO	06/10/1938	Active	82	7	3	4	5.13%	74	10	1			N	SC	9	\$2,050.00	
2754	ELY	12/04/1925	Active	15	2	0	2	15.38%	13		6			R	M,SC	14	90+ Days	
38795	EUREKA	07/01/1980	Active	28	2	8	-6	-17.65%	34	6	1			R	P,M,SC	1		
2755	FALLON	05/08/1937	Active	23	6	8	-2	-8.00%	25	3	1			N	SC	2		
2756	FERNLEY WADSWORTH L C	08/02/1971	Active	10	2	7	-5	-33.33%	14	3	2		2		M,VP,SC	8	\$50.00	
2758	HAWTHORNE	10/01/1945	Active	14	0	0	0	0.00%	15		9		3		M,VP,SC	5		
2450	INDEPENDENCE	08/26/1952	Active	11	0	0	0	0.00%	11		12		4	R	M,SC	3		
107661	LAS VEGAS ALOHA	02/23/2010	Active	28	0	3	-3	-9.68%	30	5	0			IP	SC	2		
Exc Award (06/30/2018)																		
88429	LAS VEGAS BLACK MOUNTAIN	05/25/2005	Active	24	1	3	-2	-7.69%	27	9	0		2	R		0		
Exc Award (06/30/2018)																		



Club Health Assessment for District 46 through March 2025

			Status	Membership							Reports					Finance		LCIF
Club Number	Club Name	Charter Date		Current Member Count	YTD Members Added	YTD Members Dropped	YTD Net Growth	YTD Net Growth%	Member Count 12 Months Ago	Avg. length of service for dropped members	Months Since Last MMR ***	Yrs. Since Last Officer Report	President Rotation	Vice President Reported ****	Months Since Last Activity Report ***	Account Balance	Donations for current Fiscal Year	
			Number of times on status quo within last two years	If below 15 members appears				If net loss is greater than 20% appears			If no report in 3 months appears in	When more than one year appears in	Number of repeat terms	Notes the officers that do not have an active	If no report at 12 months appears in red			
2761	LAS VEGAS BREAKFASTERS	02/01/1953	Active	31	1	2	-1	-3.13%	30	10	1			T,VP	0		\$1,170.00	
87845	LAS VEGAS CHINA TOWN	04/21/2005	Active	10	0	3	-3	-23.08%	13	8	2		5	S,M,VP,SC	20		\$1,300.00	
128162	Las Vegas Diabetes Wellness	06/29/2016	Active	16	1	6	-5	-23.81%	21	3	0			R SC	19			
	Exc Award (06/30/2022, 06/30/2023)																	
151394	Las Vegas E-Lions	06/20/2022	Active	25	1	0	1	4.17%	25		5			M,VP,SC	1			
	Exc Award (06/30/2023, 06/30/2024)																	
2760	LAS VEGAS HOST	11/21/1938	Active	52	3	1	2	4.00%	51	1	0			N SC	5		\$1,000.00	
	Exc Award (06/30/2021, 06/30/2022, 06/30/2023)																	
133180	Las Vegas Nevada Peacemakers	12/07/2017	Active(2)	6	0	0	0	0.00%	6		6		8	R M,SC	24+	90+ Days		
96431	LAS VEGAS PROFESSIONALS	03/06/2006	Active	38	16	17	-1	-2.56%	41	2	1		2	R SC	5			
61074	LAS VEGAS SUMMERLIN	08/10/1998	Active	14	1	10	-9	-39.13%	33	7	0		2	N SC	0			
	Exc Award (06/30/2017, 06/30/2023)																	
128106	Las Vegas Twin Lakes	06/24/2016	Active	19	5	2	3	18.75%	25	3	1		10	VP	4			
131198	Las Vegas Vietnamese-American	06/08/2017	Active	12	3	0	3	33.33%	7		0		9	R T,M,SC	10			
2764	LAS VEGAS WEST CHARLESTON	02/27/1969	Active	27	0	0	0	0.00%	29		8			N SC	6		\$2,000.00	
2455	LONE PINE	03/12/1930	Active(1)	26	7	3	4	18.18%	22	3	0		2	R	24+			
2766	LOVELOCK	12/13/1929	Active(1)	20	0	1	-1	-4.76%	21	17	3		4	N M,VP,SC	24+	90+ Days		
	Exc Award (06/30/2018)																	
2464	MAMMOTH LAKES	11/13/1963	Active	36	0	1	-1	-2.70%	37	6	6		2	N M,SC	9			
2768	NORTH LAS VEGAS HOST	12/05/1947	Active	11	18	30	-12	-52.17%	14	8	0			M,VP,SC	8			
	Exc Award (06/30/2016)																	
2769	PAHRUMP VALLEY	03/10/1972	Active	28	1	2	-1	-3.45%	30	2	2			IP M,SC	0			
63482	RACHEL	07/31/2000	Active	8	8	0	8	100.00%	13		1			M,VP,SC	5			
2774	RENO ARCH	09/03/1952	Active	19	2	0	2	11.76%	17		0			R M,SC	7		\$1,040.00	
130551	RENO CENTENNIAL READ BETWEEN THE LIONS	05/05/2017	Active	6	0	0	0	0.00%	6		11	1	None	P,S,T,M,VP SC	0	90+ Days		



Club Health Assessment for District 46 through March 2025

			Status								Membership								Reports				Finance		LCIF	
Club Number	Club Name	Charter Date		Current Member Count	YTD Members Added	YTD Members Dropped	YTD Net Growth	YTD Net Growth%	Member Count 12 Months Ago	Avg. length of service for dropped members	Months Since Last MMR ***	Yrs. Since Last Officer Report	President Rotation	Vice President Reported ****	Months Since Last Activity Report ***	Account Balance	Donations for current Fiscal Year									
			Number of times on status quo within last two years	If below 15 members appears				If net loss is greater than 20% appears			If no report in 3 months appears in	When more than one year appears in	Number of repeat terms		Notes the officers that do not have an active	If no report at 12 months appears in red										
109071	RENO CIGAR	08/12/2010	Active	25	4	4	0	0.00%	23	5	0			N	M,SC	0		\$1,900.00								
2771	RENO HOST	12/09/1920	Active	41	4	0	4	10.81%	36		1				M,VP,SC	12		\$1,000.00								
Exc Award (06/30/2018, 06/30/2020)																										
41136	RENO PLUMB LANE	04/27/1982	Active	17	7	3	4	30.77%	13	19	0			N	SC	11										
2777	SPARKS GREENBRAE	03/01/1962	Active	13	1	0	1	8.33%	11		4				VP	0		\$678.11								
100698	SPARKS SPANISH SPRINGS	12/03/2007	Active	13	0	3	-3	-18.75%	16	6	5			N	SC	0		\$450.00								
Exc Award (06/30/2018)																										
42519	SPRING CREEK RUBY MOUNTAIN	04/25/1983	Active(2)	37	8	0	8	27.59%	29		3		2		M,VP,SC	24+		\$200.00								
2744	TRUCKEE HOST	09/14/1932	Active	17	0	0	0	0.00%	18		7		7	N	M,SC	21										
152635	Virgin Valley	11/11/2022	Active(1)	7	2	0	2	40.00%	10		5		2		VP,SC	5										
2779	WINNEMUCCA HOST	12/18/1929	Active	25	1	21	-20	-44.44%	42	1	0		2	N		0										
2780	YERINGTON	03/12/1953	Active	27	2	2	0	0.00%	28	9	2			N	M,SC	2		\$1,325.00								
Current Total Clubs Count	YTD New Clubs Count	YTD Cancelled Clubs Count	YTD Net Club Gain	Current Total Members Count	YTD Add	YTD Drop	YTD Net Growth	YTD Net Growth %	Member Count 12 Months Ago	Average Member Count Per Club	% of Clubs with less than 20 members	% No MMR in 3 Months	% No Officer Report in 12 Months	% of Clubs with balance 90+ days	Number of Clubs in Status Quo	% Status Quo Clubs in Financial Suspension	Number of Cancelled Clubs	Average Cancelled Club Age	Members Lost Due to Cancellation	% of Clubs Cancelled for Non-Financial Reasons						
49	2	0	2	1,164	189	167	22	1.93%	1,153	24	47%	35%	2%	10%	0	0%	0	0	0	0%						

* - P - Priority Club. Cancellation Reasons: 1-Objectives/conduct, 2-Non-active club, 5-Non-existing club, 6-Disbanding, 7-Merger, 8-Financial Suspension, 9-District/Multiple District Dues.

** - Abbreviation: P-President, S-Secretary, T-Treasurer, M-Member Chairperson, VP-First Vice President, MC-Communications Chairperson, SC-Service Chairperson

*** - Abbreviation: N/R - Never reported using the Lions Clubs website, N/A - Not applicable, No password registered for the Lions Clubs website.

**** - Abbreviation: N - New, IP - Immediate Past, R - Repeat.



Club Health Assessment for District 50 through March 2025

			Status	Membership							Reports					Finance	LCIF
Club Number	Club Name	Charter Date		Current Member Count	YTD Members Added	YTD Members Dropped	YTD Net Growth	YTD Net Growth%	Member Count 12 Months Ago	Avg. length of service for dropped members	Months Since Last MMR ***	Yrs. Since Last Officer Report	President Rotation	Vice President Reported ****	Months Since Last Activity Report ***	Account Balance	Donations for current Fiscal Year
			Number of times on status quo within last two years	If below 15 members appears				If net loss is greater than 20% appears			If no report in 3 months appears in	When more than one year appears in	Number of repeat terms	Notes the officers that do not have an active	If no report at 12 months appears in red		
Clubs less than two years old																	
153946	Honolulu Cyber Veterans Golf	06/23/2023	Active	16	0	0	0	0.00%	16		6		3	M,VP,SC	1		\$200.00
180383	Honolulu Kina Ole	02/17/2025	Newly Chartered	26	27	1	26	100.00%	0	0	0			N	0		\$20.00
Clubs more than two years old																	
14309	AKAKA FALLS	07/01/1963	Active	44	7	2	5	12.82%	39	62	1		2	R	SC	0	\$1,925.00
Exc Award (06/30/2017, 06/30/2024)																	
14311	EAST KAUAI	05/18/1938	Active	29	1	0	1	3.57%	32		3			N	SC	4	90+ Days \$380.00
Exc Award (06/30/2016)																	
14312	EWA BEACH	04/22/1965	Active	14	1	5	-4	-22.22%	17	3	2		2	R	M,SC	1	\$100.00
14313	HALEAKALA	01/11/1949	Active	17	0	0	0	0.00%	17		0			N	P	5	90+ Days \$275.00
Exc Award (06/30/2019)																	
14314	HAMAKUA	07/28/1934	Active	22	0	3	-3	-12.00%	25	19	1		8	R	M,SC	6	\$10.00
138346	Hawaii Cyber	05/29/2019	Active	17	0	0	0	0.00%	23		8				VP	1	\$80.00
150908	Hawaii Filipino	06/01/2022	Active(1)	12	0	0	0	0.00%	12		16			R	M,SC	6	90+ Days
14315	HILO	03/24/1932	Active	38	2	8	-6	-13.64%	42	3	0			N	T,SC	9	90+ Days
14317	HILO CRESCENT CITY	05/21/1956	Active	24	4	4	0	0.00%	24	7	1				M,VP,SC	0	\$35.00
Exc Award (06/30/2023)																	
148906	Hilo Hawaii Lions Unlimited	11/12/2021	Active	7	2	3	-1	-12.50%	12	1	0		4	N	T,M,SC	1	\$230.00
Exc Award (06/30/2022)																	
14318	HILO WAIAKEA	05/02/1950	Active	32	0	0	0	0.00%	37		0				VP,SC	0	\$844.00
Exc Award (06/30/2021, 06/30/2022)																	
14325	HONOLULU	09/30/1926	Active	31	2	2	0	0.00%	33	31	0		2		VP	24	\$65.00
Exc Award (06/30/2016)																	
14320	HONOLULU ALA MOANA	03/02/1965	Active	20	0	0	0	0.00%	20		12		3	R	M,SC	0	\$840.00
63181	HONOLULU ALOHA PONO	05/19/2000	Active	27	10	0	10	58.82%	16		0		7	R	M,SC	0	\$90.00
14321	HONOLULU CHINATOWN	03/07/1973	Active	39	5	17	-12	-23.53%	57	13	1			N	SC	0	\$4,919.45
Exc Award (06/30/2016, 06/30/2018, 06/30/2020)																	



Club Health Assessment for District 50 through March 2025

			Status	Membership							Reports					Finance	LCIF
Club Number	Club Name	Charter Date		Current Member Count	YTD Members Added	YTD Members Dropped	YTD Net Growth	YTD Net Growth%	Member Count 12 Months Ago	Avg. length of service for dropped members	Months Since Last MMR ***	Yrs. Since Last Officer Report	President Rotation	Vice President Reported ****	Months Since Last Activity Report ***	Account Balance	Donations for current Fiscal Year
			Number of times on status quo within last two years	If below 15 members appears				If net loss is greater than 20% appears			If no report in 3 months appears in	When more than one year appears in	Number of repeat terms	Notes the officers that do not have an active	If no report at 12 months red		
14323	HONOLULU DIAMOND HEAD	04/26/1965	Cancelled(6*)	0	0	11	-11	-100.00%	11	8	7	1	None	P,S,T,M,VP SC	16	90+ Days	
14324	HONOLULU HAWAII KAI	04/17/1973	Active	63	9	3	6	10.53%	61	14	1		N		0		\$2,357.00
	Exc Award (06/30/2018, 06/30/2019, 06/30/20																
47779	HONOLULU HIBISCUS	10/19/1987	Active	9	0	1	-1	-10.00%	10	24	0		N	M,VP,SC	6	90+ Days	
14327	HONOLULU KALAKAUA	02/21/1951	Active(1)	14	14	0	14	100.00%	13		5		R	M,SC	1		\$70.00
14329	HONOLULU KAMEHAMEHA	08/31/1948	Active	36	10	19	-9	-20.00%	50	6	0		N	SC	0		\$1,790.00
14330	HONOLULU KAPAHULU MOILILI	01/03/1957	Active	29	5	0	5	20.83%	22		1		3	R	M,SC	0	\$51.00
	Exc Award (06/30/2018)																
14331	HONOLULU KOKO HEAD	04/22/1947	Active	46	5	1	4	9.52%	39	16	1		IP	M,SC	3		\$598.00
	Exc Award (06/30/2018, 06/30/2019, 06/30/20																
14333	HONOLULU MOANALUA	08/29/1961	Active	19	2	9	-7	-26.92%	26	10	1			M,VP,SC	2		\$72.00
14334	HONOLULU PALOLO	04/14/1953	Active(2)	15	17	2	15	100.00%	1	33	0		N		5	90+ Days	\$23.00
57032	HONOLULU WAIKIKI 2000	06/06/1995	Active	27	3	2	1	3.85%	32	4	0		N		0		\$1,155.00
	Exc Award (06/30/2018, 06/30/2019)																
14338	KAHALUU L C	11/18/1965	Active	23	2	2	0	0.00%	26	9	4			M,VP,SC	0		\$580.00
14339	KAHULUI	04/23/1953	Active	20	0	1	-1	-4.76%	20	13	2		3	N	0		\$350.00
	Exc Award (06/30/2023)																
14341	KAILUA KONA	02/05/1970	Active	21	1	0	1	5.00%	20		1		4	N	M,SC	1	
14342	KALAUPAPA	04/03/1948	Active	12	0	1	-1	-7.69%	13	16	2		6	R	P,T,M,SC	6	90+ Days
14343	KANEOHE	05/03/1949	Active	18	0	6	-6	-25.00%	20	12	4		N	SC	2		
	Exc Award (06/30/2024)																
14344	KAPAA	04/01/1955	Active	10	1	2	-1	-9.09%	10	2	0		2		M,VP,SC	4	
77761	KAPOLEI CITY	10/31/2003	Active	33	3	1	2	6.45%	31	10	0		N	SC	0		\$170.00
	Exc Award (06/30/2023)																
126957	Kauai	02/29/2016	Active	41	1	3	-2	-4.65%	43	4	1		N		0		
41482	KAUAI NORTH SHORE L C	06/14/1982	Active	44	4	1	3	7.32%	42	24	0		4		VP,SC	2	\$2,000.00
14347	KOLOA	02/19/1958	Active	13	0	1	-1	-7.14%	14	43	4		None	P,M,VP,SC	0		\$610.00



Club Health Assessment for District 50 through March 2025

			Status	Membership							Reports					Finance		LCIF
Club Number	Club Name	Charter Date		Current Member Count	YTD Members Added	YTD Members Dropped	YTD Net Growth	YTD Net Growth%	Member Count 12 Months Ago	Avg. length of service for dropped members	Months Since Last MMR ***	Yrs. Since Last Officer Report	President Rotation	Vice President Reported ****	Months Since Last Activity Report ***	Account Balance	Donations for current Fiscal Year	
			Number of times on status quo within last two years	If below 15 members appears				If net loss is greater than 20% appears			If no report in 3 months appears in	When more than one year appears in	Number of repeat terms	Notes the officers that do not have an active	If no report at 12 months appears in red			
14348	KONA	06/19/1934	Active	72	14	11	3	4.35%	68	4	0			R	0		\$554.00	
141749	Koolauloa Moku	06/22/2020	Active	9	0	0	0	0.00%	9		20		5	M,VP,SC	2			
14350	KOOLAUPOKO	02/13/1941	Active	3	0	0	0	0.00%	3		14		17	M,VP,SC	1		\$5.00	
62333	KUHIO	09/02/1999	Active(1)	12	0	0	0	0.00%	12		5		13	R M,SC	7	90+ Days		
150191	Lahaina Mauna Kahalawai	05/04/2022	Active	19	0	0	0	0.00%	19		14		2	R VP,SC	5	90+ Days		
14351	LANAI CITY	11/01/1937	Active	19	0	1	-1	-5.00%	20	76	1		3	R M,SC	1		\$150.00	
14352	LEEWARD OAHU	12/05/1938	Active	27	0	0	0	0.00%	28		8		3	R	0		\$110.00	
106056	MANA LOA NIMITZ	07/06/2009	Active	34	2	12	-10	-22.73%	44	4	2			R	0		\$1,042.85	
Exc Award (06/03/2021, 06/30/2018, 06/30/20																		
14337	MANOA	01/29/1951	Active	52	12	0	12	30.00%	40		0			N SC	0		\$4,560.00	
Exc Award (06/30/2018, 06/30/2021, 06/30/20																		
14356	MILILANI	01/13/1971	Active	42	6	5	1	2.44%	41	18	0			N M,SC	4		\$300.00	
Exc Award (06/30/2016, 06/30/2018)																		
14357	MOLOKAI	01/10/1939	Active	8	0	0	0	0.00%	8		0		8	R M,SC	6		\$109.36	
63202	OAHU CENTRAL	05/18/2000	Cancelled(6*)	0	0	6	-6	-100.00%	6	21	6	1	None	P,S,T,M,VP SC M	24+	90+ Days		
14358	PALI	03/15/1962	Active	34	3	3	0	0.00%	34	13	0			N	0		\$220.00	
14359	PEARL CITY	03/17/1965	Active	49	3	3	0	0.00%	52	14	1			R SC	6		\$2,530.00	
Exc Award (06/30/2016, 06/30/2018, 06/30/20																		
14362	WAHIAWA	01/04/1940	Active	34	1	4	-3	-8.11%	37	2	1		3	R SC	4	90+ Days	\$1,170.00	
Exc Award (06/30/2018)																		
14364	WAIANAE	03/03/1953	Active	2	1	2	-1	-33.33%	3	8	0		2	M,VP,SC	5			
84987	WAIKOLOA	03/07/2005	Active	20	3	1	2	11.11%	20	21	5			VP,SC	0		\$2,040.00	
Exc Award (06/30/2023)																		
14366	WAIMEA	01/17/1955	Active	11	0	0	0	0.00%	12		11			N VP,SC	6		\$200.00	
14367	WEST KAUAI	11/15/1937	Active	37	6	0	6	19.35%	31		0			VP	0		\$750.00	



Club Health Assessment for District 50 through March 2025

			Status	Membership							Reports					Finance	LCIF
Club Number	Club Name	Charter Date		Current Member Count	YTD Members Added	YTD Members Dropped	YTD Net Growth	YTD Net Growth%	Member Count 12 Months Ago	Avg. length of service for dropped members	Months Since Last MMR ***	Yrs. Since Last Officer Report	President Rotation	Vice President Reported ****	Months Since Last Activity Report ***	Account Balance	Donations for current Fiscal Year
			Number of times on status quo within last two years	If below 15 members appears				If net loss is greater than 20% appears			If no report in 3 months appears in	When more than one year appears in	Number of repeat terms	Notes the officers that do not have an active	If no report at 12 months appears in red		

Clubs Cancelled Previous Fiscal Year – Clubs Cancelled within last 12 months may be reinstated

Club Number	Club Name	Charter Date	Current Status*	Cancellation Date
14355	MAUI	12/26/1935	Cancelled(8*)	12/29/2023

Current Total Clubs Count	YTD New Clubs Count	YTD Cancelled Clubs Count	YTD Net Club Gain	Current Total Members Count	YTD Add	YTD Drop	YTD Net Growth	YTD Net Growth %	Member Count 12 Months Ago	Average Member Count Per Club	% of Clubs with less than 20 members	% No MMR in 3 Months	% No Officer Report in 12 Months	% of Clubs with balance 90+ days	Number of Clubs in Status Quo	% Status Quo Clubs in Financial Suspension	Number of Cancelled Clubs	Average Cancelled Club Age	Members Lost Due to Cancellation	% of Clubs Cancelled for Non-Financial Reasons
54	1	2	-1	1,392	189	159	30	2.20%	1,413	26	41%	30%	0%	19%	0	0%	2	86	17	50%

* - P - Priority Club. Cancellation Reasons: 1-Objectives/conduct, 2-Non-active club, 5-Non-existing club, 6-Disbanding, 7-Merger, 8-Financial Suspension, 9-District/Multiple District Dues.

** - Abbreviation: P-President, S-Secretary, T-Treasurer, M-Member Chairperson, VP-First Vice President, MC-Communications Chairperson, SC-Service Chairperson

*** - Abbreviation: N/R - Never reported using the Lions Clubs website, N/A - Not applicable, No password registered for the Lions Clubs website.

**** - Abbreviation: N - New, IP - Immediate Past, R - Repeat.